



US00D390947S

United States Patent [19]

[11] Patent Number: **Des. 390,947**

Fok

[45] Date of Patent: ****Feb. 17, 1998**

[54] **ELECTRIC FAN**

[75] Inventor: **Peter Fok, Shatin, Hong Kong**

[73] Assignee: **On Tat Bakelite Electric Works, Kwun Tong, Hong Kong**

[**] Term: **14 Years**

[21] Appl. No.: **67,934**

[22] Filed: **Mar. 12, 1997**

[30] Foreign Application Priority Data

Oct. 2, 1996 [GB] United Kingdom 2059790

[51] LOC (6) Cl. **23-04**

[52] U.S. Cl. **D23/381; D23/332; D23/370**

[58] Field of Search **D23/370, 328, D23/335, 337, 332, 380, 381; 416/142, 246, 247**

[56] References Cited

U.S. PATENT DOCUMENTS

D. 304,368	10/1989	Suzuki	D23/382
D. 349,570	8/1994	Radtke, Jr.	D23/382
D. 353,660	12/1994	Cunning	D23/328
D. 361,832	8/1995	Cunning	D23/328
D. 374,071	9/1996	Wang et al.	D23/382
4,341,151	7/1982	Sakamoto	98/94

OTHER PUBLICATIONS

"Joan Cook Houseware 86" Catalogue, p. 30—Electric Fan A.

"Museum of Modern Art X-Mas Cat.", p. 38—Thin Air Desk Fan.

Hong Kong Household, p. 54, Fan (A), bottom left side of page, Sep. 1983.

Primary Examiner—Lisa Lichtenstein
Attorney, Agent, or Firm—Merchant, Gould, Smith, Edell, Welter & Schmidt, P.A.

[57] CLAIM

The ornamental design for an electric fan, as shown.

DESCRIPTION

FIG. 1 is a perspective view taken from the front and above an electric fan showing my new design;

FIG. 2 is a perspective view thereof taken from the rear and above;

FIG. 3 is a perspective view thereof taken from the side and above;

FIG. 4 is a perspective view thereof taken from the side and below showing the electric fan partially open;

FIG. 5 is a perspective view thereof taken from the opposite side and above;

FIG. 6 is a view similar to FIG. 5 showing the electric fan partially open;



FIG. 7 is a perspective view thereof taken from the opposite side, front and above showing the electric fan partially open;

FIG. 8 is an enlarged side view thereof showing the electric fan closed;

FIG. 9 is a top perspective view thereof; and,

FIG. 10 is a bottom plan view thereof.

1 Claim, 5 Drawing Sheets






FIG. 1




FIG. 2




FIG. 3




FIG. 4




FIG. 5




FIG. 6




FIG. 7




FIG. 8




FIG. 9




FIG. 10