



US00D390946S

United States Patent [19]
Schulzman

[11] **Patent Number: Des. 390,946**
[45] **Date of Patent: **Feb. 17, 1998**

[54] **COMBINED CEILING FAN AND LIGHT KIT**

[75] **Inventor: Kurt Schulzman, Glendale, Calif.**
[73] **Assignee: Minka Lighting Inc., Corona, Calif.**
[**] **Term: 14 Years**

[21] **Appl. No.: 61,300**
[22] **Filed: Oct. 21, 1996**

[51] **LOC (6) Cl. 23-04**
[52] **U.S. Cl. D23/377; D23/379; D23/385**
[58] **Field of Search D23/377, 379,
D23/385, 411; 416/5; 392/364; 362/96;
D26/81-86, 80, 88, 59, 51, 72, 73; D7/576,
582**

[56] **References Cited**

U.S. PATENT DOCUMENTS

D. 211,115 5/1968 Takeoka D7/576
D. 363,346 10/1995 Wang D23/377

FOREIGN PATENT DOCUMENTS

134971 11/1919 United Kingdom 416/5

OTHER PUBLICATIONS

Mika-Aire Cat. p. 40, Ceiling Fan (A), top of page and p. 50, Ceiling Fan (B), top of page.

Primary Examiner—Lisa Lichtenstein
Attorney, Agent, or Firm—Jenkins & Gilchrist


[57] **CLAIM**

The ornamental design for a combined ceiling fan and light kit, as shown and described.

DESCRIPTION

FIG. 1 is a front perspective view of a combined ceiling fan and light kit incorporating my ornamental design; FIG. 2 is a rear view of the combined ceiling fan and light kit of FIG. 1; FIG. 3 is a side view of a representative side of the combined ceiling fan and light kit of FIG. 1; FIG. 4 is a bottom view of the combined ceiling fan and light kit of FIG. 1; and, FIG. 5 is a top view of the combined ceiling fan and light kit of FIG. 1. The fan blades have been shown broken-away in FIGS. 4 and 5 for ease of illustration.

1 Claim, 5 Drawing Sheets



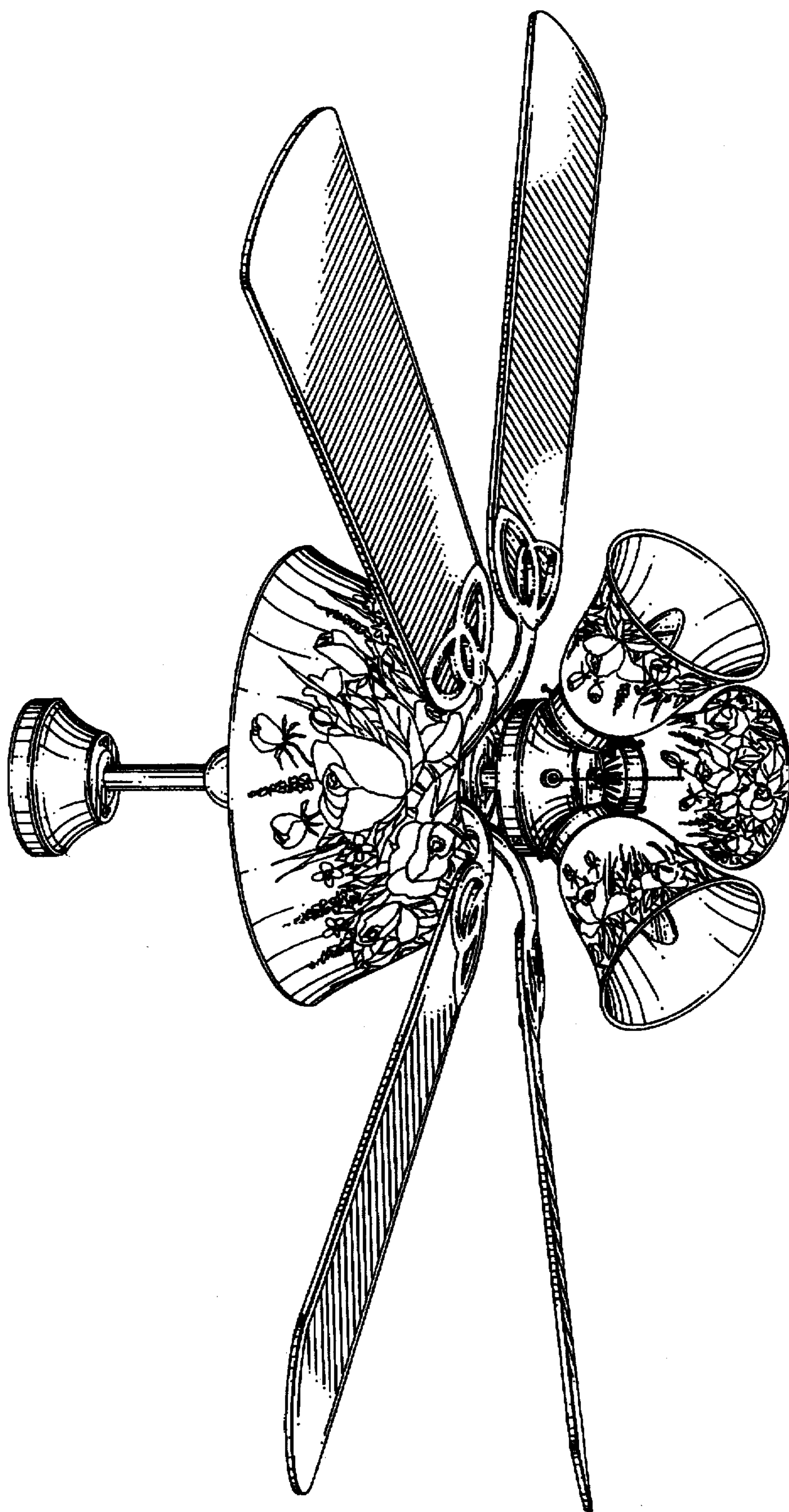


FIG. 1

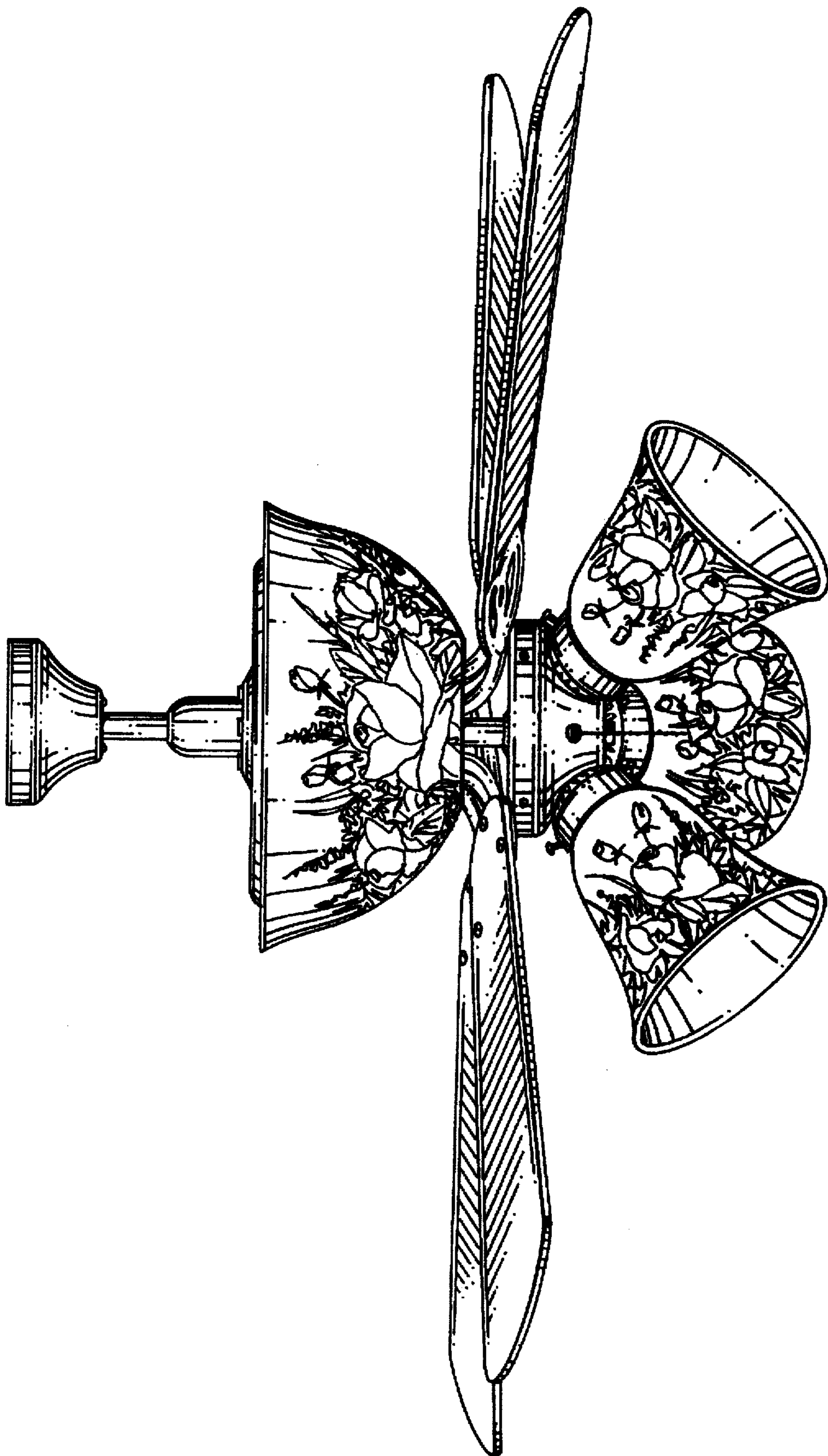


FIG. 2

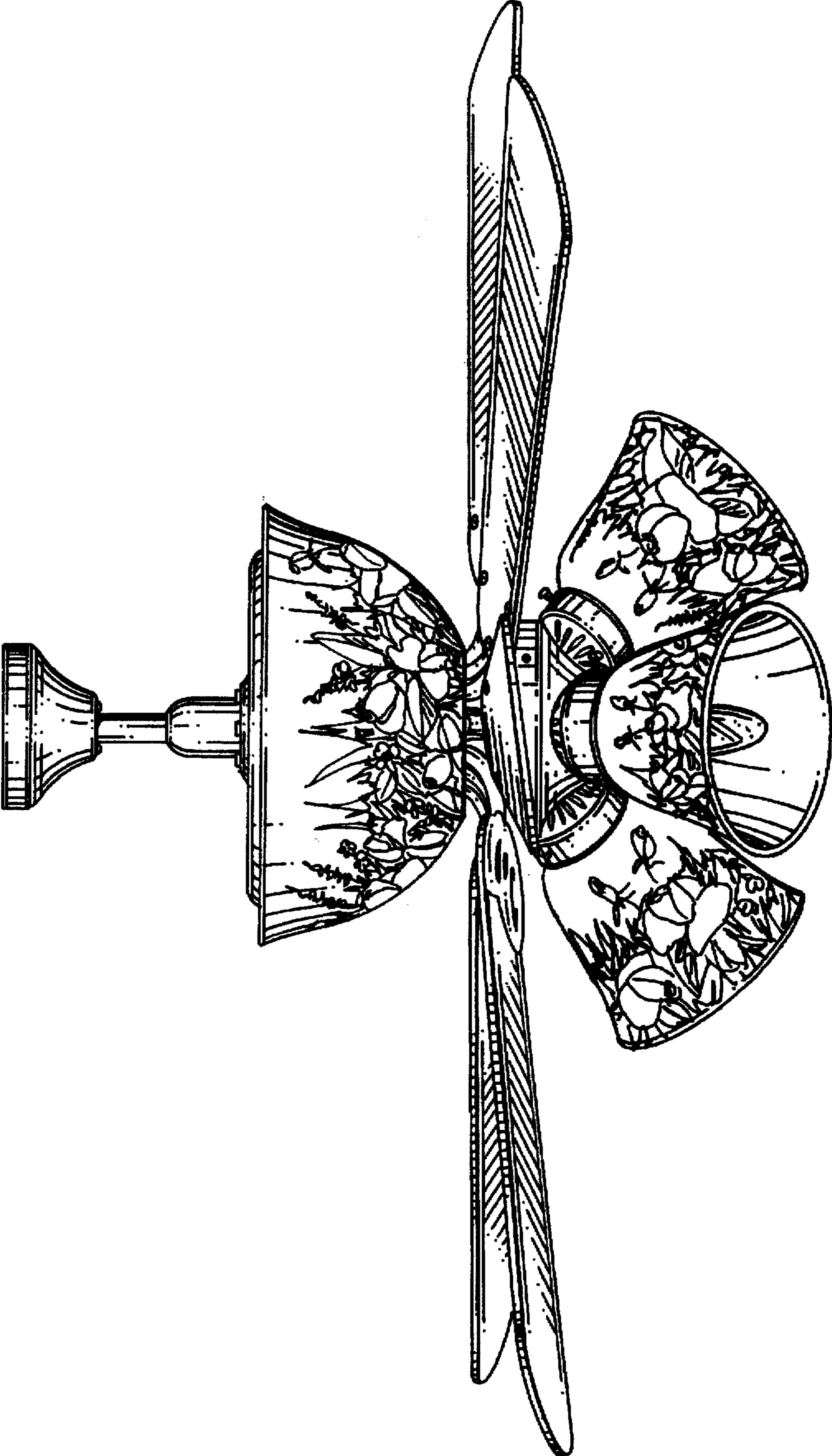


FIG. 3




FIG. 4




FIG. 5