



US00D390932S

United States Patent [19]
Slothower

[11] **Patent Number:** **Des. 390,932**
[45] **Date of Patent:** ****Feb. 17, 1998**

[54] **TANK FOR WATER CLOSET**

[75] **Inventor:** **Erich D. Slothower**, Sheboygan, Wis.

[73] **Assignee:** **Sterling Plumbing Group, Inc.**,
Rolling Meadows, Ill.

[**] **Term:** **14 Years**

[21] **Appl. No.:** **58,237**

[22] **Filed:** **Aug. 9, 1996**

[51] **LOC (6) Cl.** **23-02**

[52] **U.S. Cl.** **D23/313**

[58] **Field of Search** D23/295, 298,
D23/299, 300, 301; 4/353, 421, 424, 428,
430

[56] **References Cited**

U.S. PATENT DOCUMENTS

D. 85,364	10/1931	Braiw	D23/313
D. 87,527	9/1932	Kohler et al.	D23/313
D. 105,137	6/1937	Pieslak	D23/313
D. 323,381	1/1992	McKeone et al.	D23/313
D. 359,549	6/1995	Chen	D23/313

OTHER PUBLICATIONS

Undated Universal-Rundle ad showing "Nostalgia" two-
-piece toilet, admitted prior art.
1930 Speakman ad showing FIG. 954 water closet.

Primary Examiner—Louis S. Zarfaz

Assistant Examiner—Eric Watterson

Attorney, Agent, or Firm—Quarles & Brady

[57] **CLAIM**

The ornamental design for a tank for water closet, as shown
and described.

DESCRIPTION

FIG. 1 is a right, top, front perspective view of a tank for
water closet embodying my new design;

FIG. 2 is a front elevational view thereof;

FIG. 3 is a top plan view thereof;

FIG. 4 is a right side elevational view thereof, the left side
elevational view being a mirror image of the right side
shown;

FIG. 5 is a rear elevational view thereof;

FIG. 6 is a bottom plan view thereof; and,

FIG. 7 is a cross-sectional view taken along line 7—7 of
FIG. 2.

The broken line representations of holes in FIGS. 1, 2, and
6 are for purposes of illustration only, and form no part of
the claimed design.

1 Claim, 2 Drawing Sheets




FIG. 1

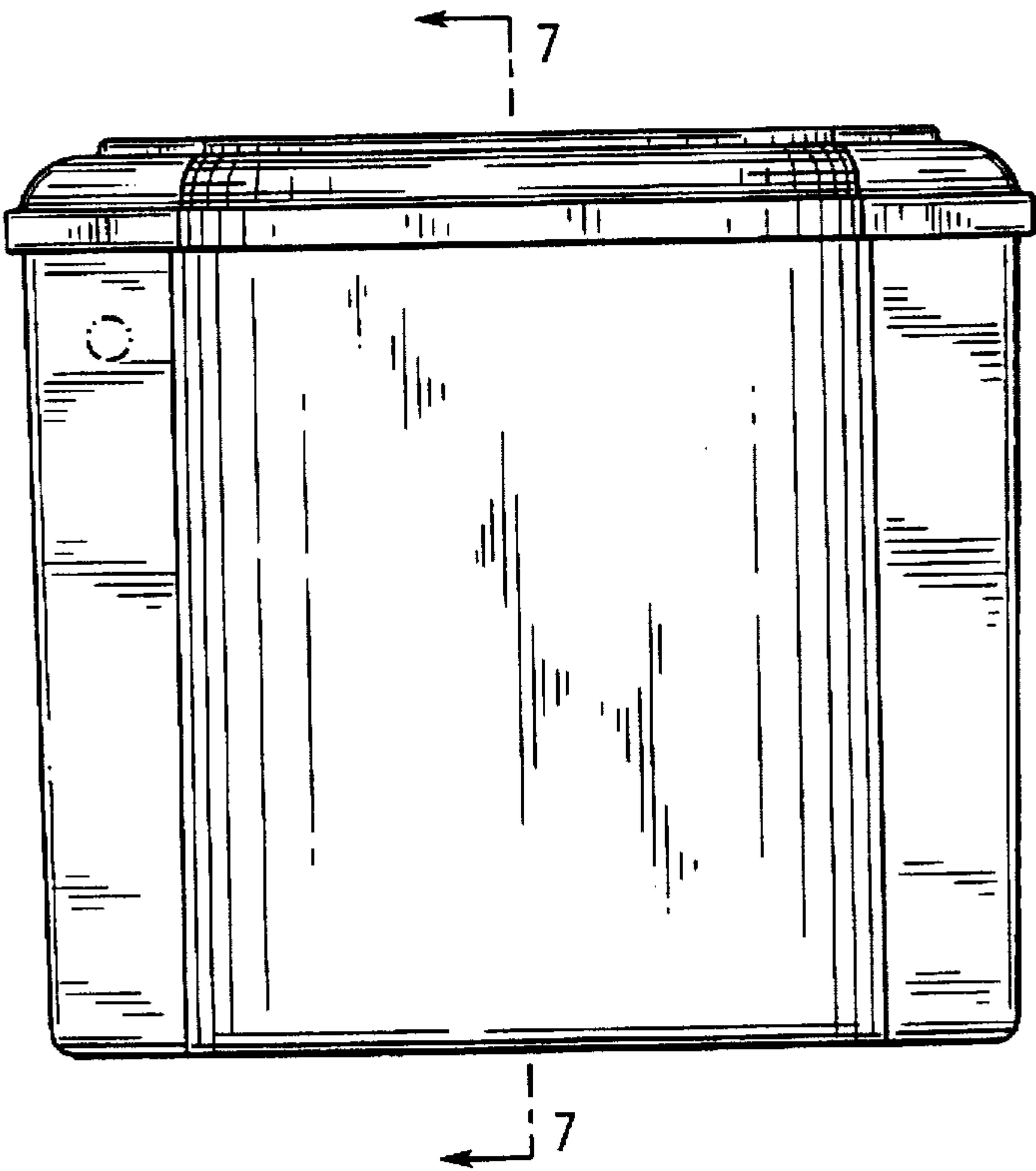



FIG. 2

FIG. 3




FIG. 7

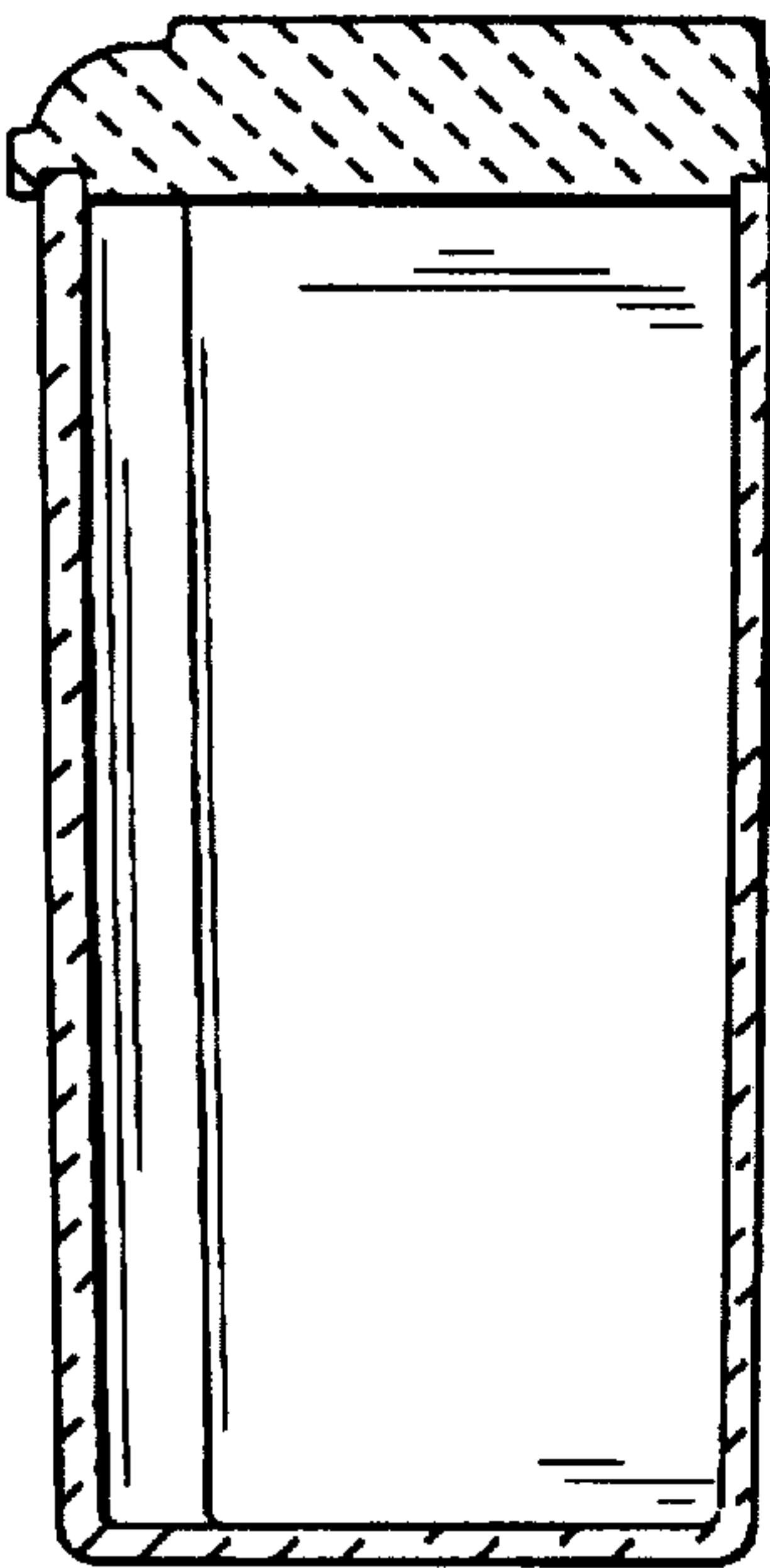


FIG. 4




FIG. 5




FIG. 6

