



US00D390904S

United States Patent [19]

[11] Patent Number: **Des. 390,904**

Newbold et al.

[45] Date of Patent: ****Feb. 17, 1998**

[54] **GOLF TOOL**

[75] Inventors: **F. E. Dixon Newbold**, Gloucester;
Daniel S. Shedd, Barrington, both of
R.I.

[73] Assignee: **Talisman Tools, Inc.**, Warren, R.I.

[**] Term: **14 Years**

[21] Appl. No.: **68,959**

[22] Filed: **Apr. 16, 1997**

[51] **LOC (6) Cl.** **21-02**

[52] **U.S. Cl.** **D21/234**

[58] **Field of Search** **D21/234; 473/286,**
473/408

5,022,650 6/1991 Madock .
5,143,371 9/1992 Strahan .
5,295,683 3/1994 Tate .
5,305,999 4/1994 Tate .
5,529,299 6/1996 Bellagamba .

OTHER PUBLICATIONS

The Golf Store from Golfsmith; p. 31; Ball mark repair tool, middle right of page, May 1993.

Primary Examiner—Ted Shooman
Assistant Examiner—Mitchell I. Siegel
Attorney, Agent, or Firm—Salter & Michaelson

[57] CLAIM

The ornamental design for a golf tool, as shown and described.

DESCRIPTION

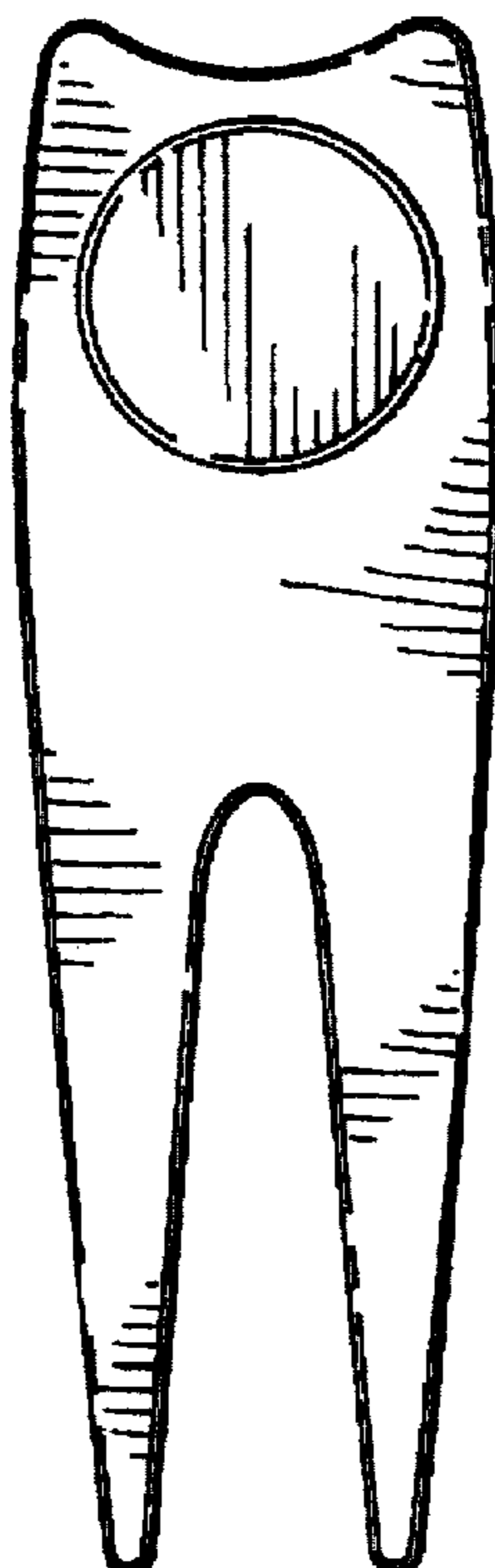
FIG. 1 is a rear perspective view of a golf tool showing our new design;
FIG. 2 is a rear elevational view thereof;
FIG. 3 is a front elevational view thereof;
FIG. 4 is a left side elevational view thereof;
FIG. 5 is a right side elevational view thereof;
FIG. 6 is top plan view thereof;
FIG. 7 is a bottom plan view thereof;
FIG. 8 is an exploded front perspective view of the golf tool; and,
FIG. 9 is a front elevational of the golf tool with the ball marker removed.

[56] References Cited

U.S. PATENT DOCUMENTS

D. 225,756	1/1973	Stephens	D21/234
D. 270,747	9/1983	Eisinger et al.	D21/234
D. 300,160	3/1989	Johnson	D21/234
D. 340,755	10/1993	Shearer	D21/234
D. 361,815	8/1995	Fazekas	D21/234
D. 365,133	12/1995	Belmont	D21/234
3,120,388	2/1964	Doble	.	
3,309,089	3/1967	Doyle	.	
3,622,157	11/1971	Hatch	.	
4,007,928	2/1977	Doubt	.	
4,114,878	9/1978	Hammond	.	
4,315,624	2/1982	Buckman	.	
4,386,774	6/1983	Buckman	.	
4,974,842	12/1990	Widman	.	

1 Claim, 3 Drawing Sheets



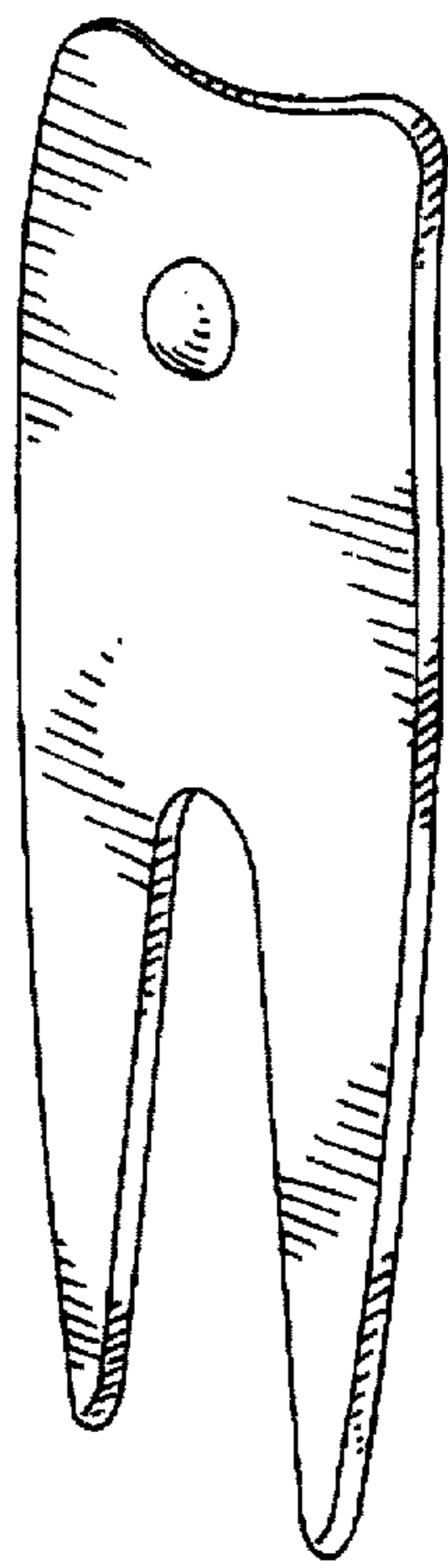


FIG. 1

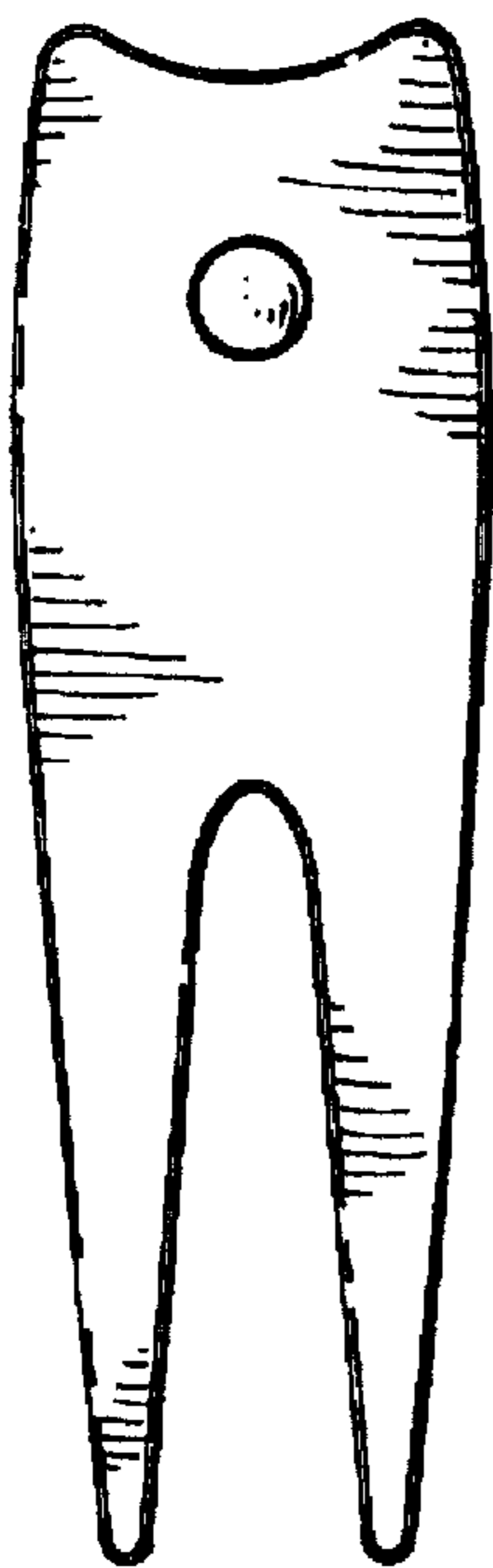


FIG. 2

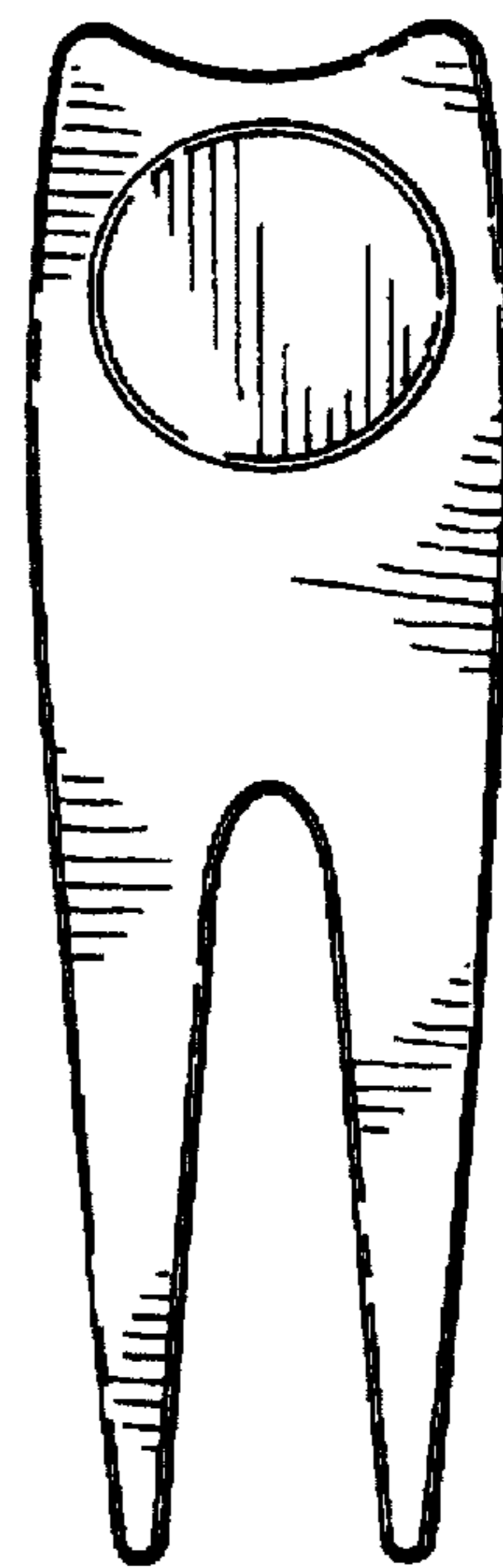


FIG. 3



FIG. 4



FIG. 5



FIG. 6



FIG. 7

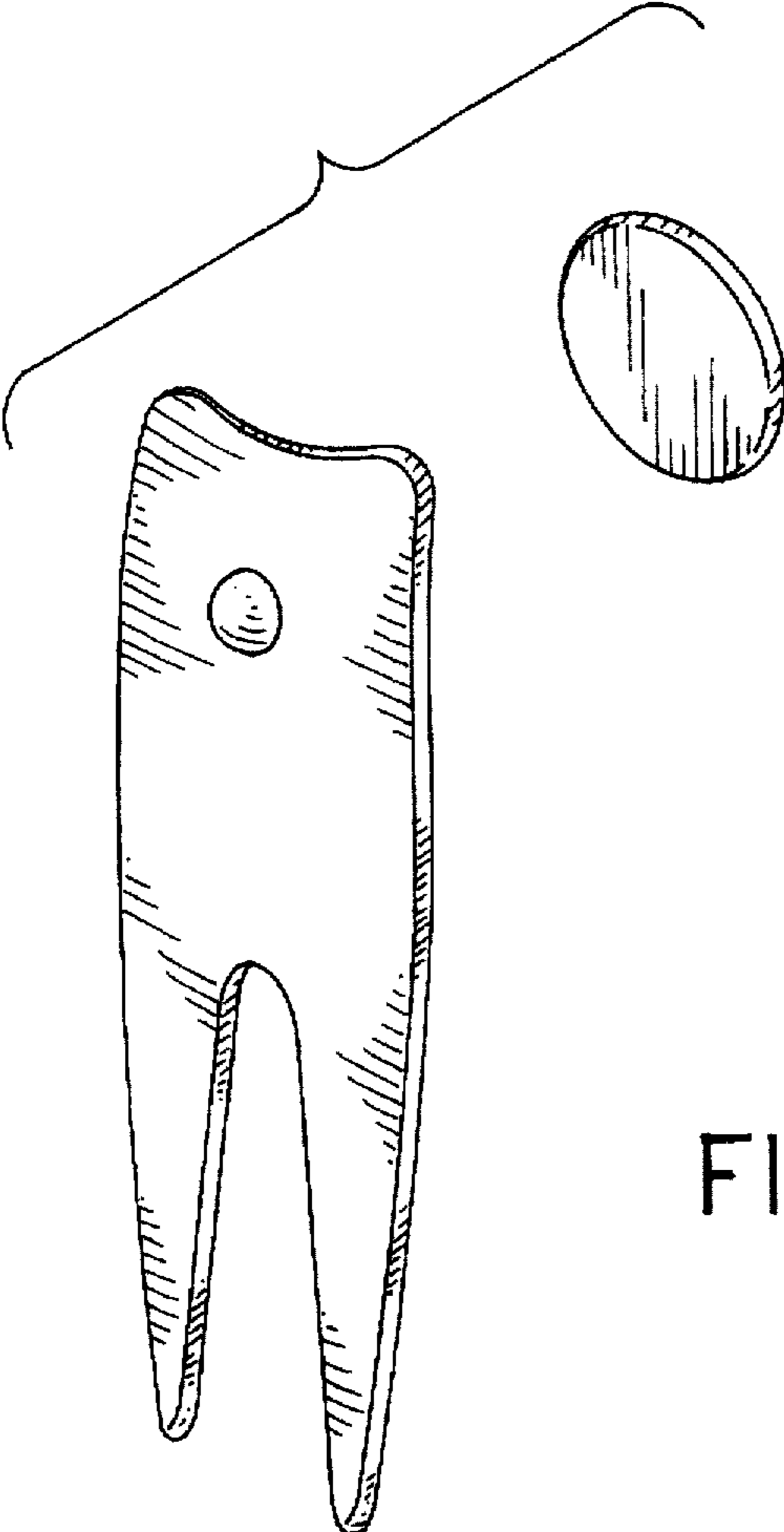


FIG. 8

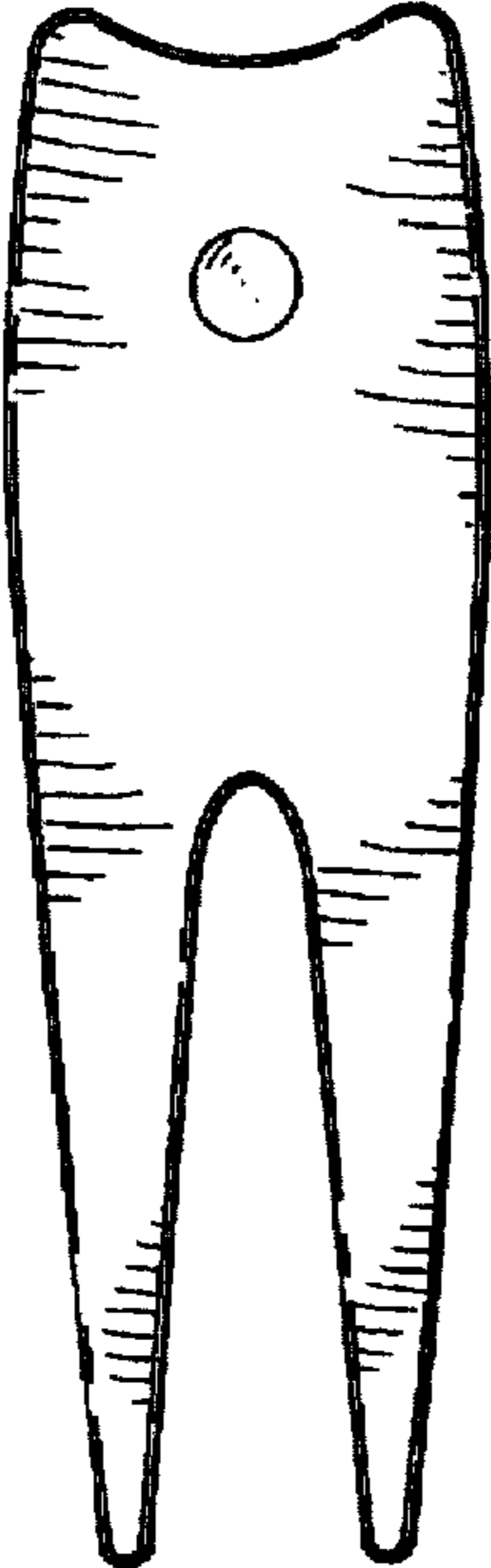


FIG. 9