



US00D390903S

United States Patent [19]

[11] Patent Number: **Des. 390,903**

Fleming

[45] Date of Patent: ****Feb. 17, 1998**

[54] **GOLF BALL MARK REPAIR TOOL**

D. 371,493 7/1996 Beaulieu D21/234 X
5,209,469 5/1993 Laskowitz et al. 473/408

[76] Inventor: **Robert J. Fleming**, 1571 Stickney St.,
South St. Paul, Minn. 55075

Primary Examiner—Raphael Barkai
Assistant Examiner—Mitchell I. Siegel
Attorney, Agent, or Firm—Jacobson and Johnson

[**] Term: **14 Years**

[57] **CLAIM**

[21] Appl. No.: **67,646**

The ornamental design for a golf ball mark repair tool, as shown and described.

[22] Filed: **Mar. 3, 1997**

DESCRIPTION

[51] LOC (6) Cl. **21-02**

[52] U.S. Cl. **D21/234**

[58] Field of Search D21/234; 473/467,
473/468, 286

FIG. 1 is a left side elevational view of a golf ball mark repair tool showing my new design, the undisclosed opposite side being a mirror image;

FIG. 2 is a top view;

FIG. 3 is a bottom view;

FIG. 4 is a front elevation view; and,

FIG. 5 is a rear elevation view.

[56] **References Cited**

U.S. PATENT DOCUMENTS

- D. 300,760 4/1989 Krokus, Sr. D21/234
- D. 317,491 6/1991 Rhodes D21/234
- D. 360,451 7/1995 Levocz et al. D21/234

1 Claim, 1 Drawing Sheet



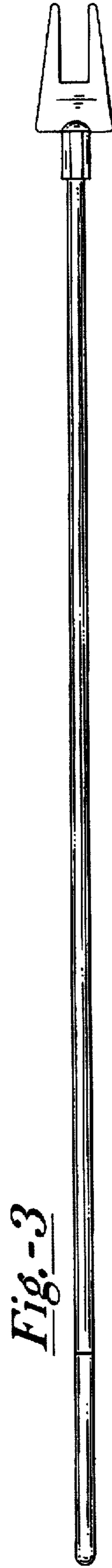
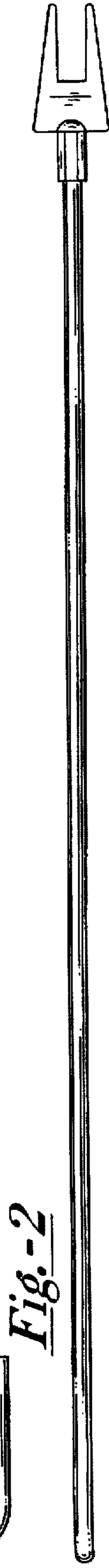
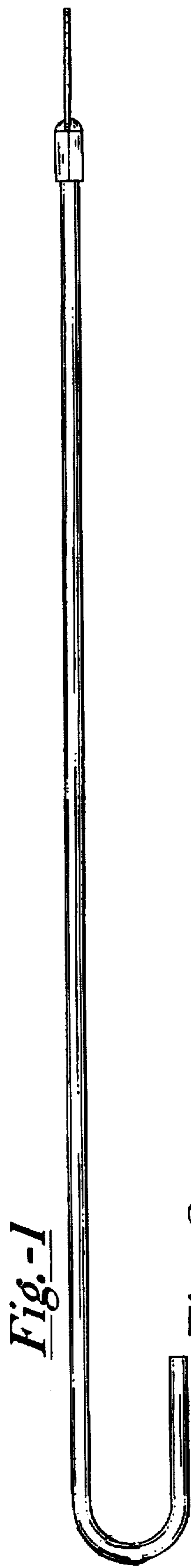


Fig.-4 *Fig.-5*

