



US00D390893S

# United States Patent [19]

[11] Patent Number: **Des. 390,893**

Conley et al.

[45] Date of Patent: **\*\*Feb. 17, 1998**

[54] **SOCCER BALL DOLL**

[76] Inventors: **Paul G. Conley**, 3059 St. Daphne, St. Charles, Mo. 63301; **Doug C. Conger**, 8830 Litzsinger Rd., St. Louis, Mo. 63144

[\*\*] Term: **14 Years**

[21] Appl. No.: **67,015**

[22] Filed: **Feb. 26, 1997**

D. 218,333	8/1970	Cummings	.....	D21/155 X
D. 292,302	10/1987	Hale	.....	D21/166 X
D. 304,480	11/1989	Fiust	.....	D21/166 X
D. 325,759	4/1992	Hoglund	.....	D21/155
D. 325,763	4/1992	Hoglund	.....	D21/155
D. 330,396	10/1992	Barnes	.....	D21/149
D. 335,906	5/1993	Hellerman	.....	D21/205
D. 349,531	8/1994	McGregor	.....	D21/155
3,012,367	12/1961	Neumann	.....	D21/166
4,883,441	11/1989	Byer	.....	446/369 X

### Related U.S. Application Data

[62] Division of Ser. No. 58,554, Aug. 19, 1996.

[51] **LOC (6) CL** ..... **21-01**

[52] **U.S. Cl.** ..... **D21/155; D21/166**

[58] **Field of Search** ..... **D21/155, 166, D21/171, 184; 446/369, 385**

*Primary Examiner*—Lucy Lieberman  
*Attorney, Agent, or Firm*—Senniger, Powers, Leavitt & Roedel

### [57] CLAIM

The ornamental design for a soccer ball doll, as shown and described.

### DESCRIPTION

FIG. 1 is a front elevational view of a soccer ball doll showing our new design;  
FIG. 2 is a rear elevational view of FIG. 1;  
FIG. 3 is a right side elevational view of FIG. 1;  
FIG. 4 is a left side elevational view of FIG. 1;  
FIG. 5 is a top plan view of FIG. 1; and,  
FIG. 6 is a bottom plan view of FIG. 1.

### [56] References Cited

#### U.S. PATENT DOCUMENTS

D. 51,490	11/1917	Allison	.....	D21/166
D. 62,294	5/1923	Townsend	.....	D21/155
D. 117,668	11/1939	Huestis	.....	D21/171
D. 167,217	7/1952	Matthews	.....	D21/155
D. 187,703	4/1960	Kimberly	.....	D21/155

**1 Claim, 6 Drawing Sheets**




FIG. 1




FIG. 2




FIG. 3

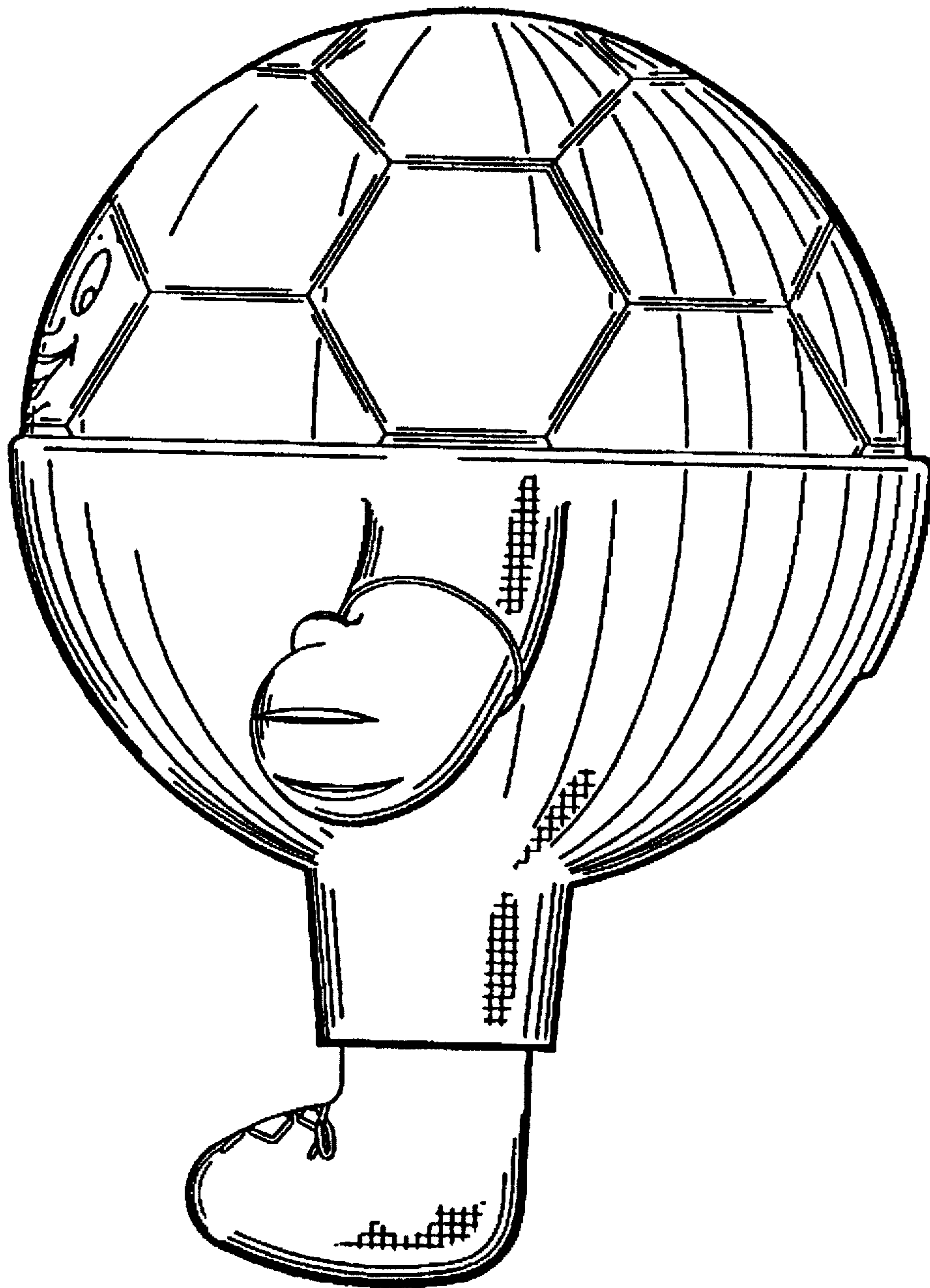


FIG. 4

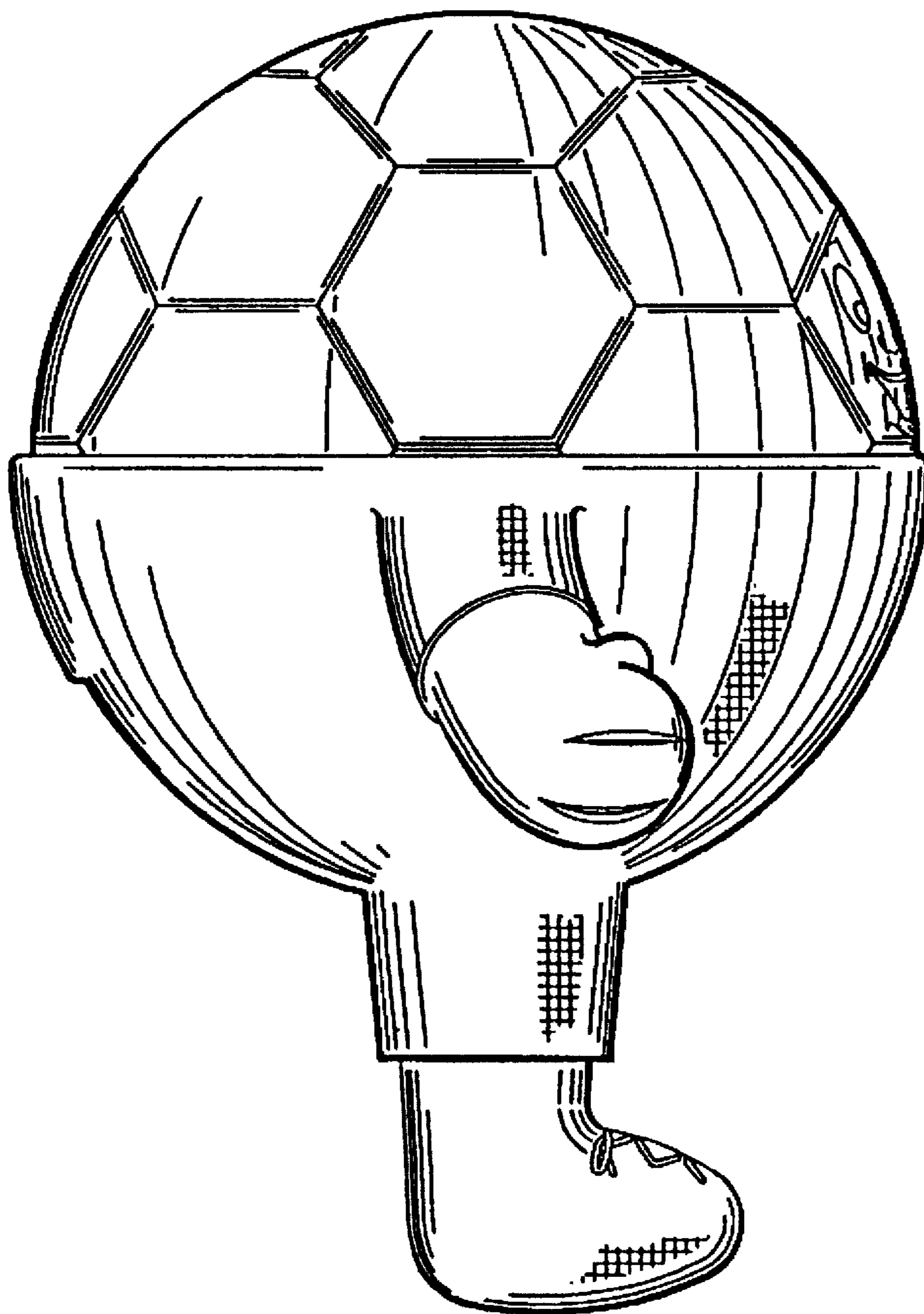


FIG. 5




FIG. 6

