



US00D390887S

United States Patent [19]

Gilbert, Jr. et al.

[11] Patent Number: Des. 390,887

[45] Date of Patent: **Feb. 17, 1998

[54] NOISEMAKER

[75] Inventors: **Lloyd Gilbert, Jr.**, Broken Arrow;
Mark S. Hanna, Tulsa, both of Okla.

[73] Assignee: **Michael B. Fine**, Tulsa, Okla.

[**] Term: **14 Years**

[21] Appl. No.: **59,215**

[22] Filed: **Sep. 5, 1996**

Related U.S. Application Data

[62] Division of Ser. No. 48,492, Dec. 29, 1995, Pat. No. Des. 378,384, which is a division of Ser. No. 10,985, Jul. 21, 1993, Pat. No. Des. 369,388, which is a continuation-in-part of Ser. No. 930,139, Aug. 14, 1992, abandoned.

[51] LOC (6) Cl. **21-01**

[52] U.S. Cl. **D21/64; D21/59; D21/100**

[58] Field of Search **D21/59, 64, 65, D21/100; 446/417, 418, 421, 422**

[56] References Cited

U.S. PATENT DOCUMENTS

D. 32,982	7/1900	Jackson	D21/64
D. 73,752	11/1927	Marks	D21/65
D. 162,190	2/1951	Lippman	D21/64
166,344	8/1875	Crandall	.	
D. 260,655	9/1981	Guay	.	

D. 276,827	12/1984	Jones	.	
D. 290,655	6/1987	Thomson et al.	.	
D. 312,844	12/1990	Jones	.	
D. 318,695	7/1991	Rosa	.	
471,046	3/1892	Wilskey	.	
1,567,803	12/1925	Ludwig	.	
3,157,000	11/1964	Stavig	446/418
3,444,772	5/1969	Martin	.	
3,490,410	1/1970	Crawford, Sr.	.	
3,499,361	3/1970	Harleman	.	
3,783,733	1/1974	Zirimis	.	
4,463,517	8/1984	Kerr et al.	.	
4,810,228	3/1989	Huggins	.	
4,976,651	12/1990	Frank	.	

Primary Examiner—Dominic Simone
Attorney, Agent, or Firm—Dougherty & Hessin, P.C.

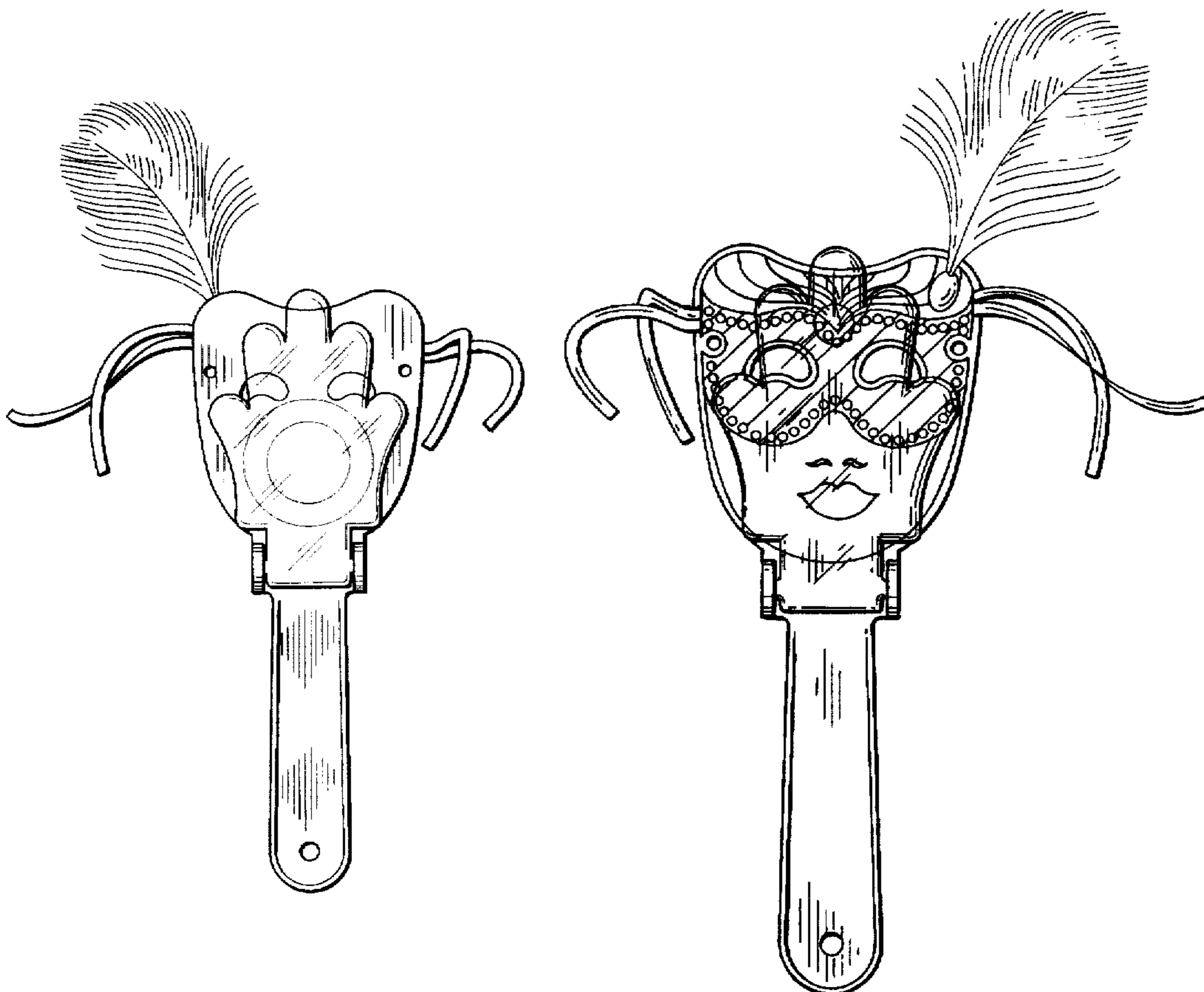
[57] CLAIM

The ornamental design for a noisemaker, as shown and described.

DESCRIPTION

FIG. 1 is a front elevational view of a noisemaker showing our new design;
FIG. 2 is a top plan view thereof;
FIG. 3 is a bottom plan view thereof;
FIG. 4 is an enlarged right side elevational view thereof;
FIG. 5 is a left side elevational view of FIG. 4; and,
FIG. 6 is a rear elevational view of FIG. 4.

1 Claim, 3 Drawing Sheets



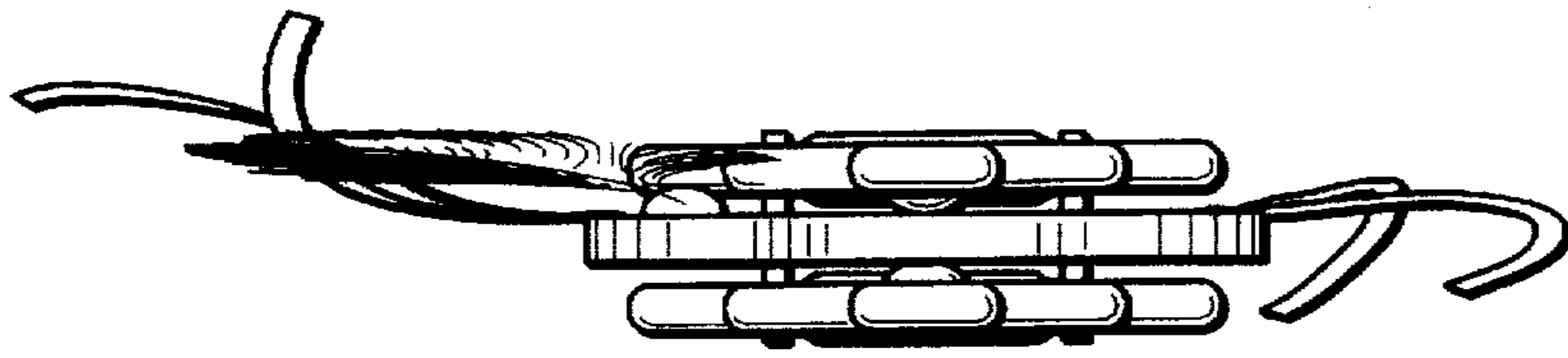


Fig. 2

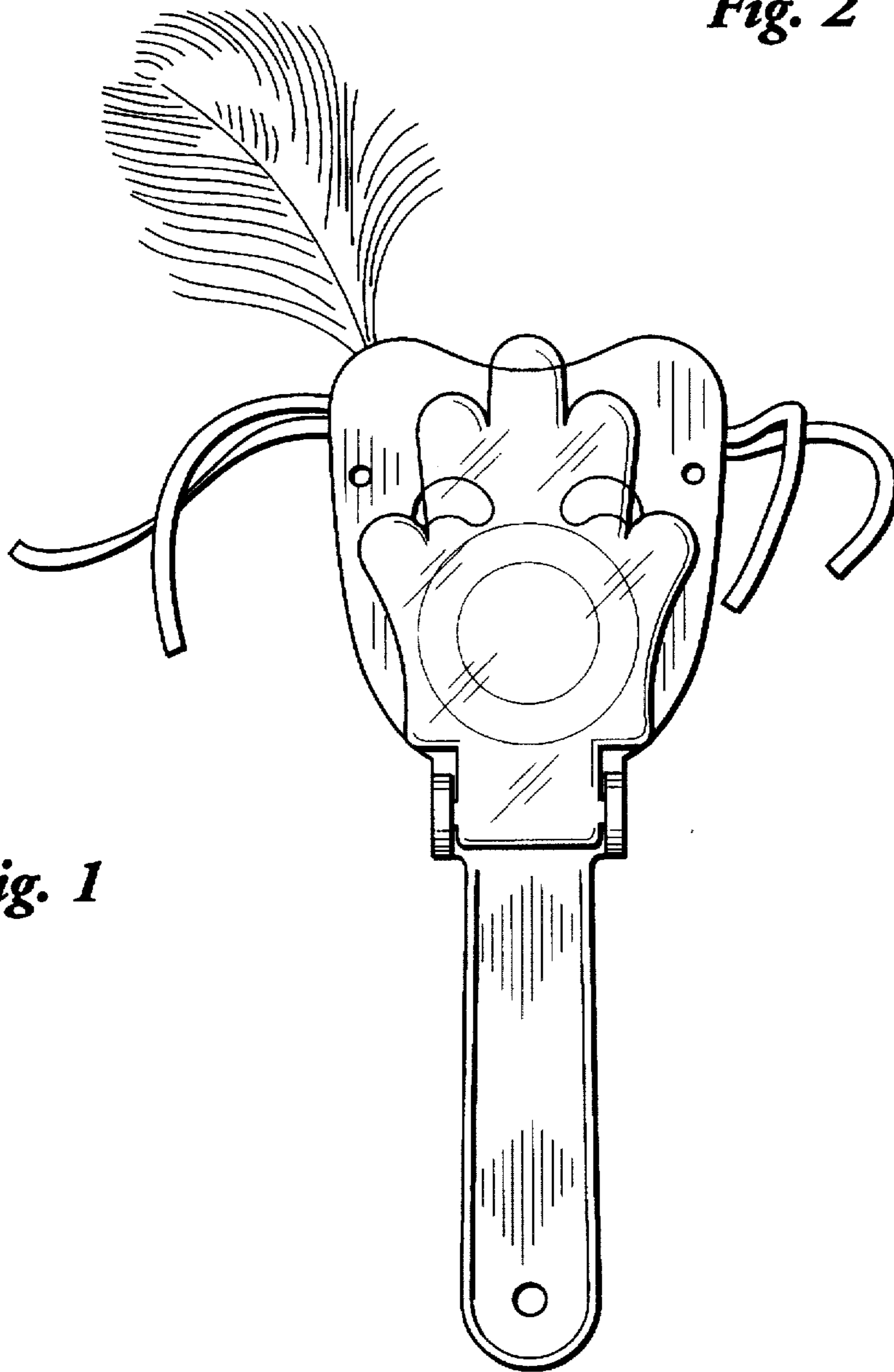


Fig. 1

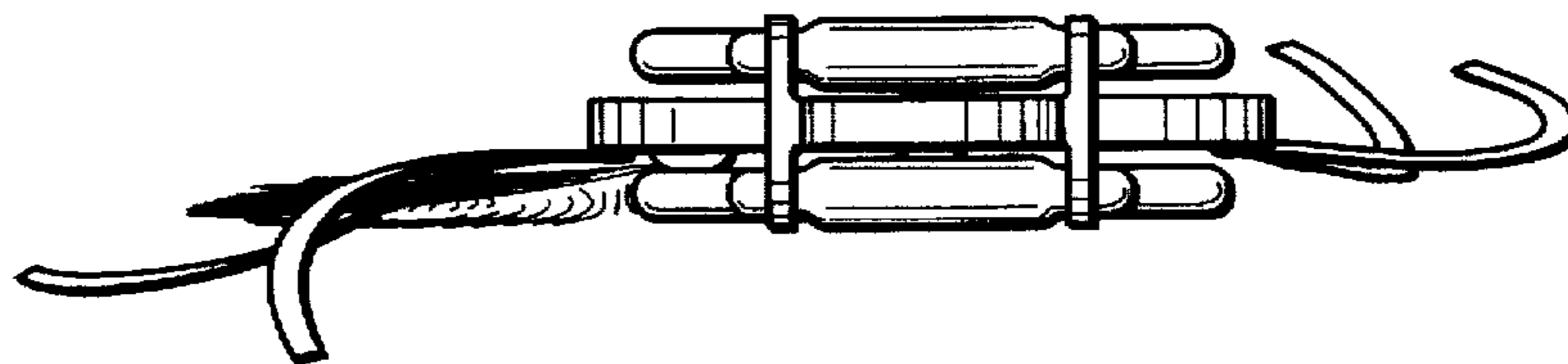


Fig. 3

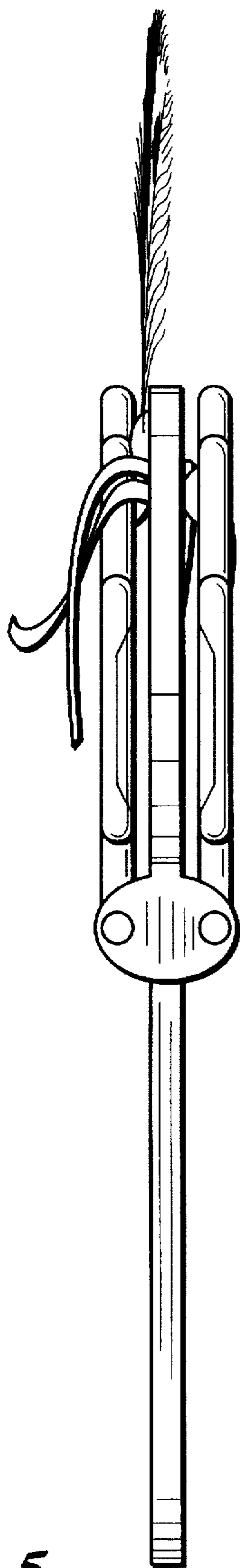


Fig. 5

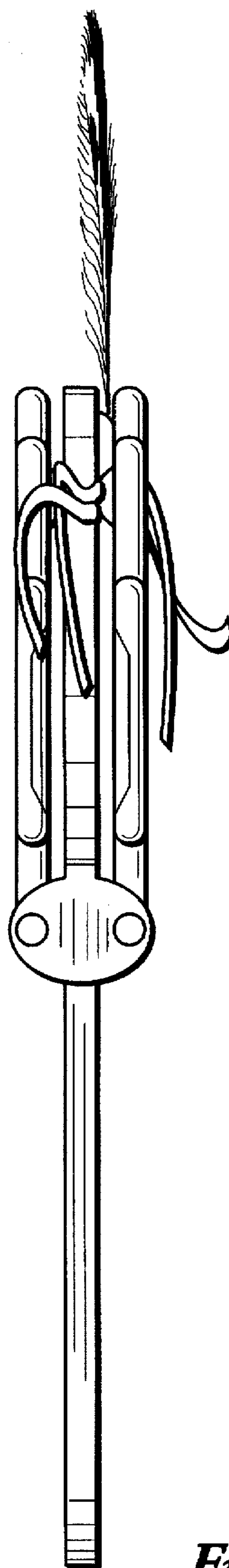


Fig. 4

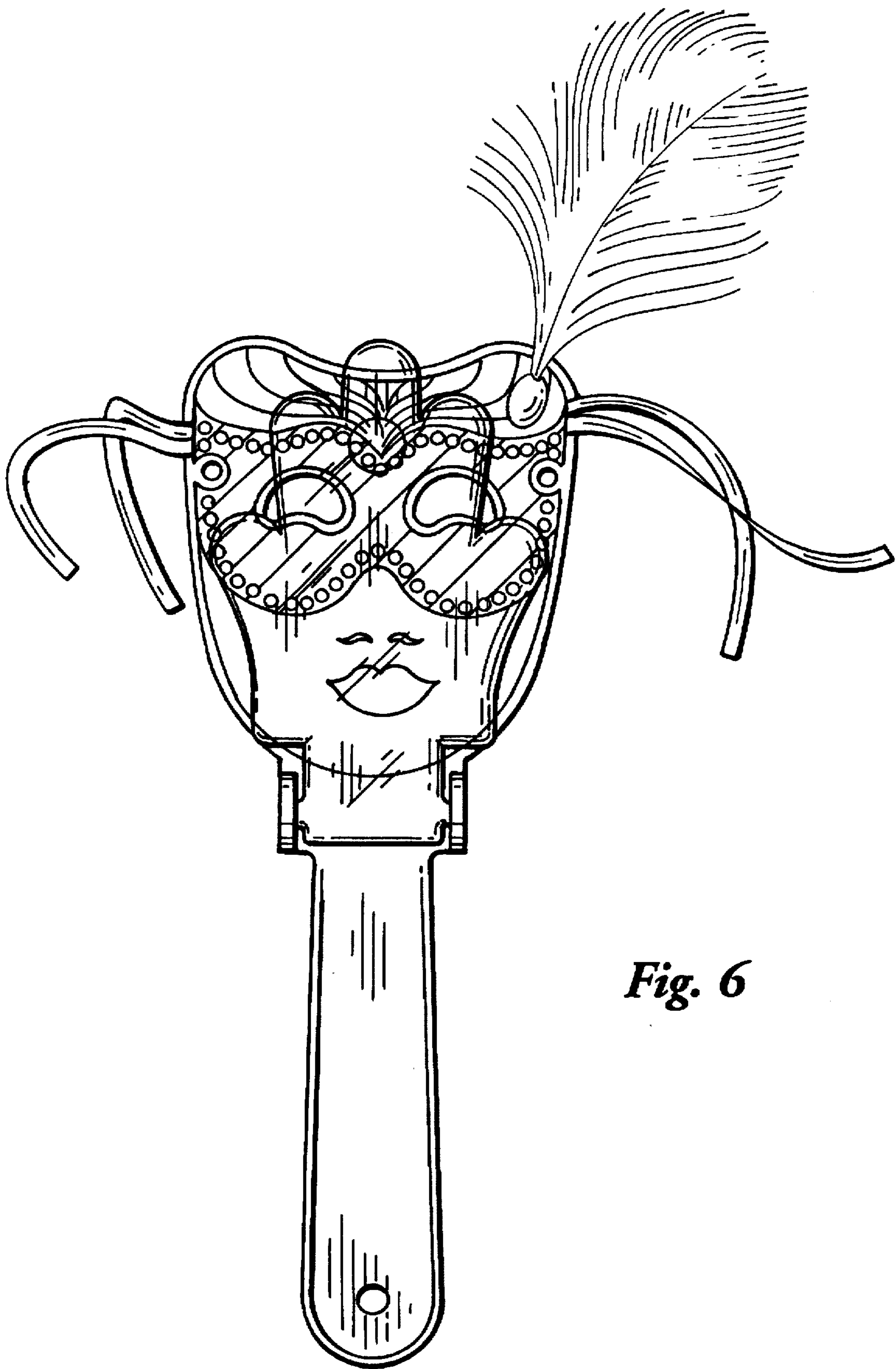


Fig. 6