



US00D390882S

United States Patent [19]
Ho

[11] **Patent Number: Des. 390,882**
[45] **Date of Patent: **Feb. 17, 1998**

- [54] **SET OF DOORKNOB NOTEPAPER DISPENSERS**
- [76] **Inventor: Peter Pei-Tak Ho, 3723 N. Cicero Ave., Chicago, Ill. 60641**
- [**] **Term: 14 Years**
- [21] **Appl. No.: 70,919**
- [22] **Filed: May 5, 1997**
- [51] **LOC (6) Cl. 20-02**
- [52] **U.S. Cl. D20/42; D19/90; D20/10**
- [58] **Field of Search D20/10, 19, 22, D20/27, 29, 34, 37, 38; 40/331, 332; D19/86, 90, 91; 283/62, 63.1; 221/45, 46**

[56] **References Cited**

U.S. PATENT DOCUMENTS

D. 280,646	9/1985	Howard et al.	D20/40
D. 305,335	1/1990	Wood et al.	D20/11
D. 375,977	11/1996	Swarts	D19/90
4,216,598	8/1980	Newbert	40/331

Primary Examiner—Susan J. Lucas
Assistant Examiner—Jennifer Rivard

[57] **CLAIM**

The ornamental design for a set of doorknob notepaper dispensers, as shown and described.

DESCRIPTION

FIG. 1 is a front elevation view of a set of doorknob notepaper dispensers showing my new design;
 FIG. 2 is a side elevation view, the other side being a mirror image thereof;
 FIG. 3 is a top plan view, the bottom plan view being a mirror image thereof;
 FIG. 4 is an enlarged fragmentary cross-sectional view taken alone lines 4-4 of FIG. 1;
 FIG. 5 is an enlarged fragmentary cross-sectional view of the perforation between two doorknob tags taken alone lines 5-5 of FIG. 1;
 FIG. 6 is a perspective view of FIG. 1 thereof; and,
 FIG. 7 is a perspective view thereof with one of the dispensers separated along the perforation.
 The rear elevation view is a mirror image of the front elevation view. The broken lines showing the outlines of a notepaper article on FIGS. 1, 2, 3 and 6 is for illustrative purposes only and forms no part of the claimed design.
 The claimed design is fragmentarily shown for convenience of illustration.

1 Claim, 3 Drawing Sheets

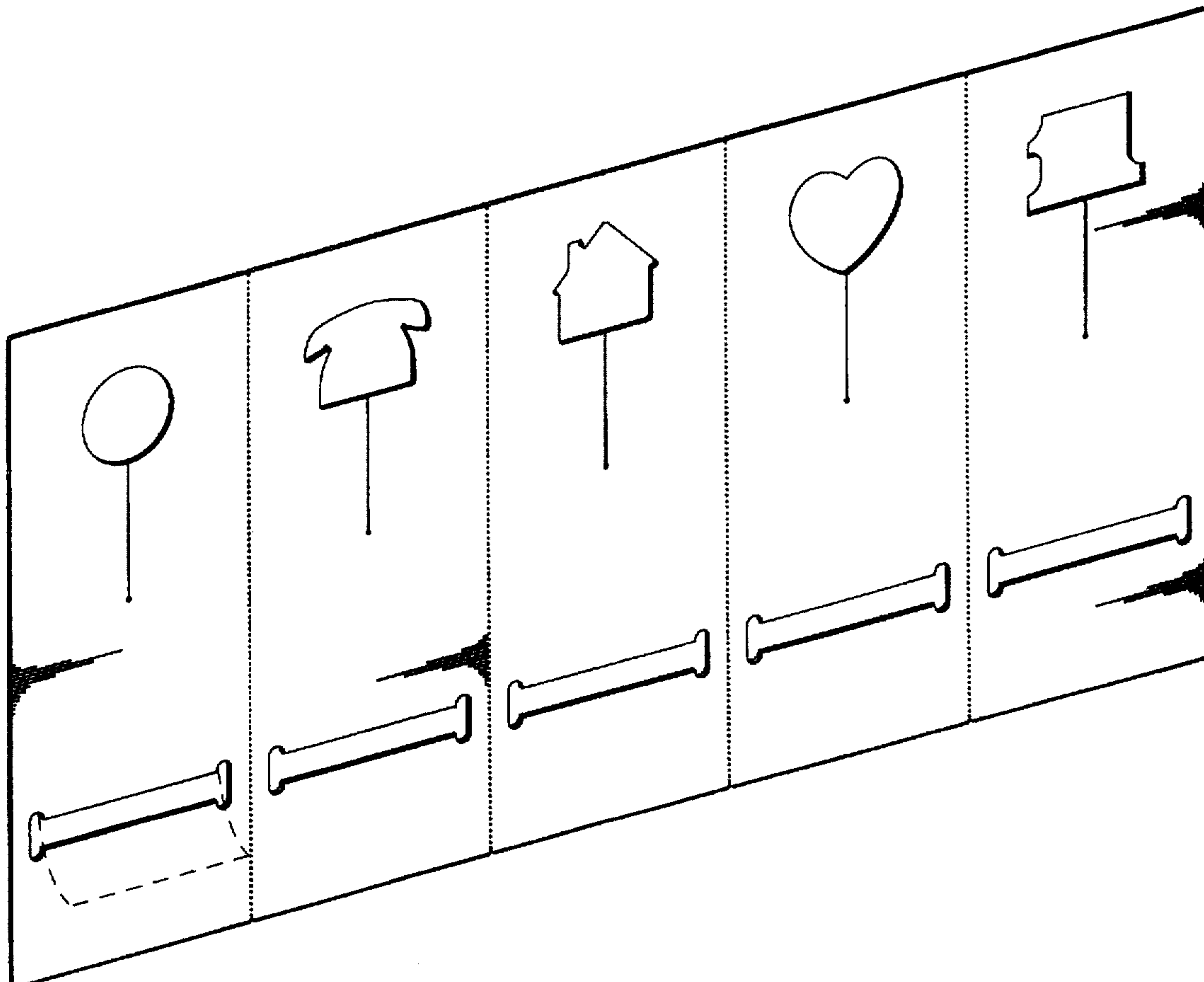


FIG. 2

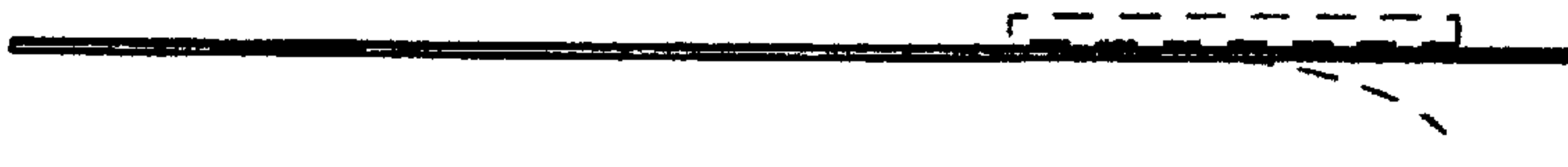


FIG. 1

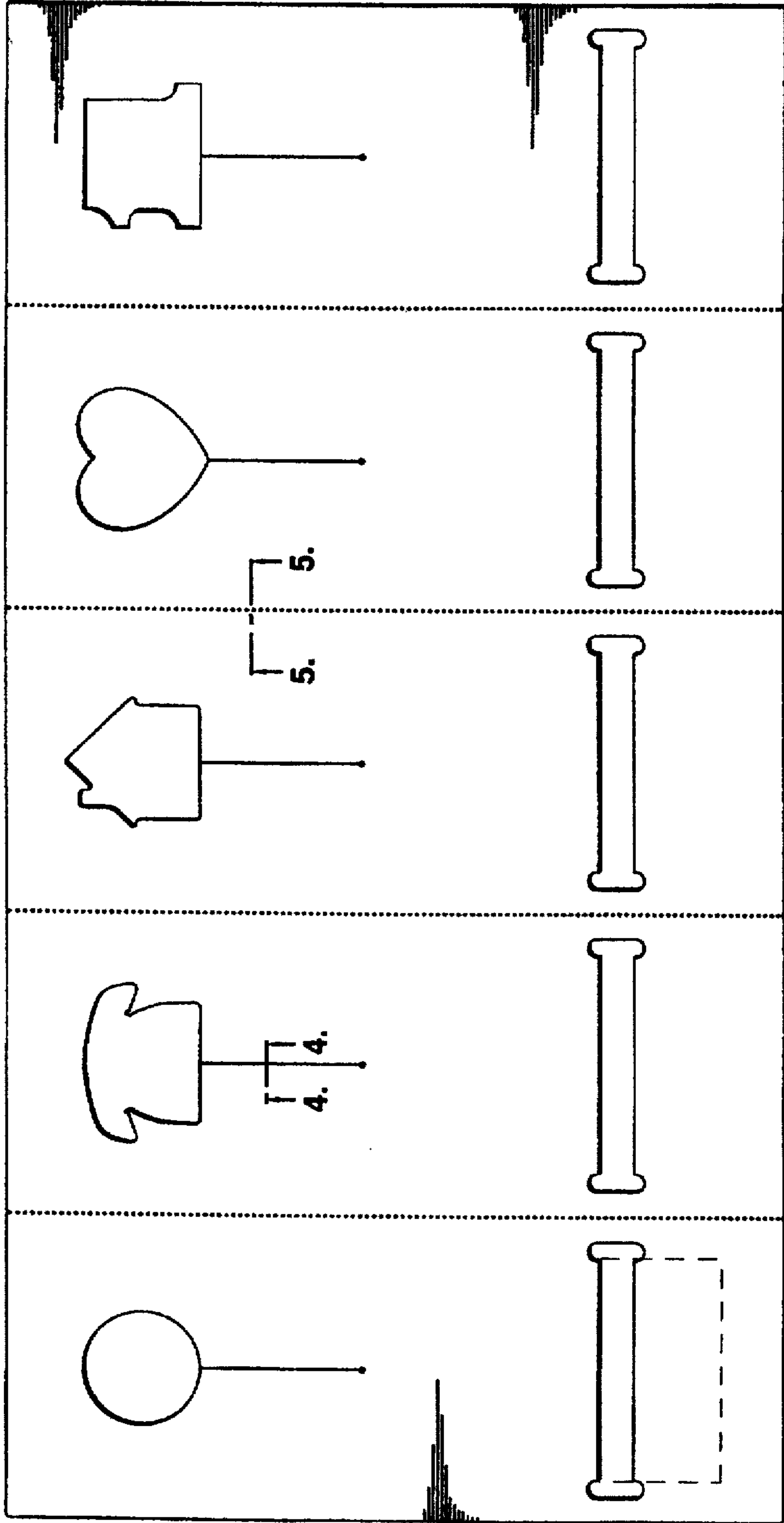


FIG. 3



FIG. 4



FIG. 5



