



US00D390874S

United States Patent [19]

Mandar

[11] Patent Number: **Des. 390,874**

[45] Date of Patent: ****Feb. 17, 1998**

[54] **ADHESIVE TAPE DISPENSER**

[76] Inventor: **Martine Mandar**, 54, rue Moxouris,
78150 Le Chesnais, France

[**] Term: **14 Years**

[21] Appl. No.: **66,076**

[22] Filed: **Feb. 4, 1997**

[30] **Foreign Application Priority Data**

Aug. 5, 1996 [FR] France 964562

[51] LOC (6) Cl. **19-02**

[52] U.S. Cl. **D19/69; D19/67**

[58] Field of Search D19/65, 67, 68,
D19/69, 99, 100; 225/6, 7, 19, 24, 34, 35,
45, 56, 65, 77, 89; 206/411; 242/55.3; 156/510,
523, 527, 577, 584; 118/43, 235, 270, 500

[56] **References Cited**

U.S. PATENT DOCUMENTS

D. 190,781 6/1961 Reinecke D19/69
D. 310,104 8/1990 Uchida D19/67

D. 318,690 7/1991 Huang D19/69
D. 361,785 8/1995 Bressler et al. D19/67 X
D. 378,532 3/1997 Suzuki D19/69
991,400 5/1911 Werden 156/577 X
1,572,063 2/1926 Black 118/43
4,851,074 7/1989 Uchida 156/577 X

Primary Examiner—Martie Thompson
Attorney, Agent, or Firm—Staas & Halsey

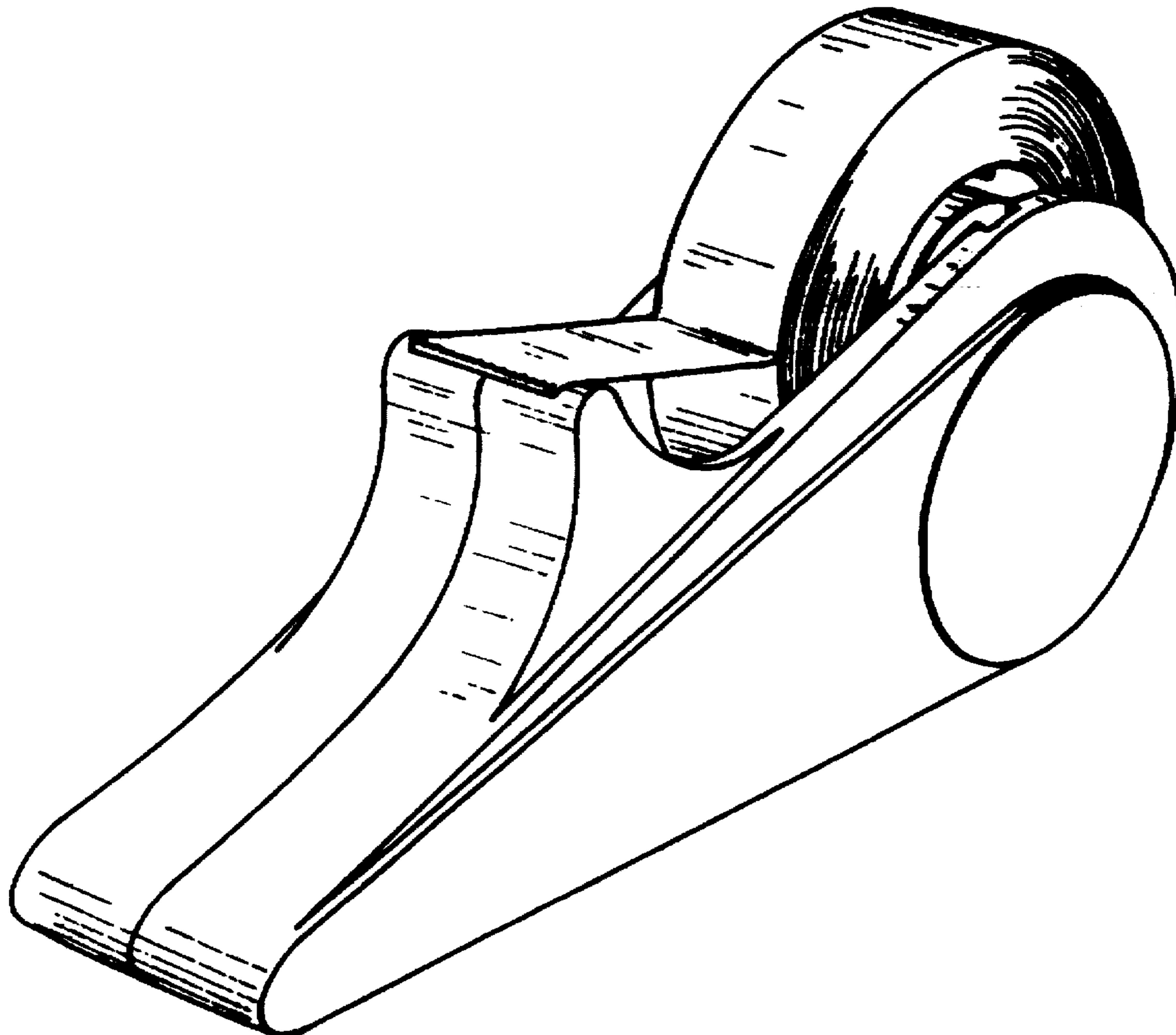
[57] **CLAIM**

The ornamental design for a adhesive tape dispenser, as shown and described.

DESCRIPTION

FIG. 1 is a perspective view of the adhesive tape dispenser showing my new design;
FIG. 2 is a top plan view thereof;
FIG. 3 is a front elevational view thereof;
FIG. 4 is a left side elevational view thereof;
FIG. 5 is a bottom plan view thereof;
FIG. 6 is a rear elevational view thereof; and,
FIG. 7 is a right side elevational view thereof.

1 Claim, 2 Drawing Sheets



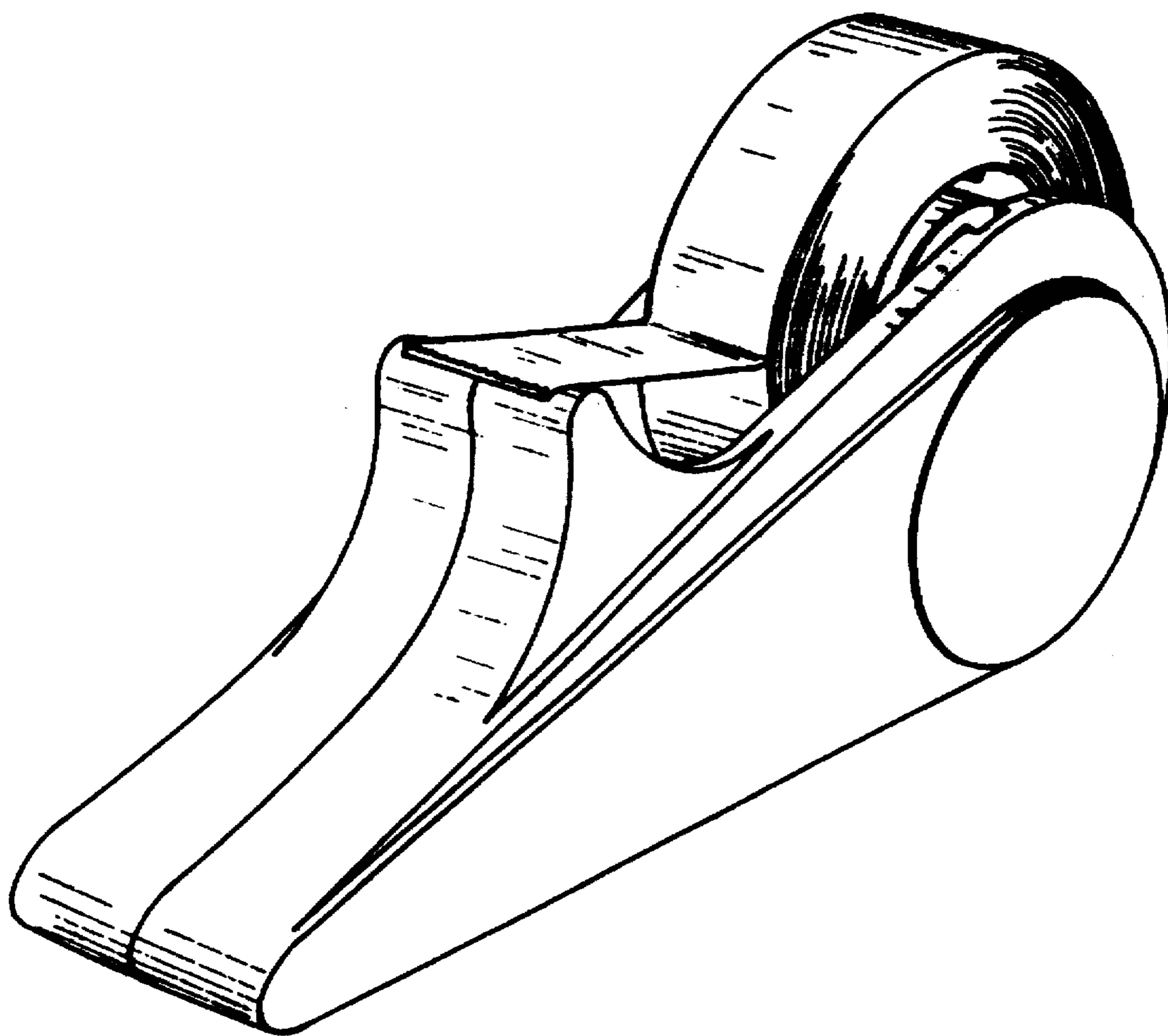


FIG. 1

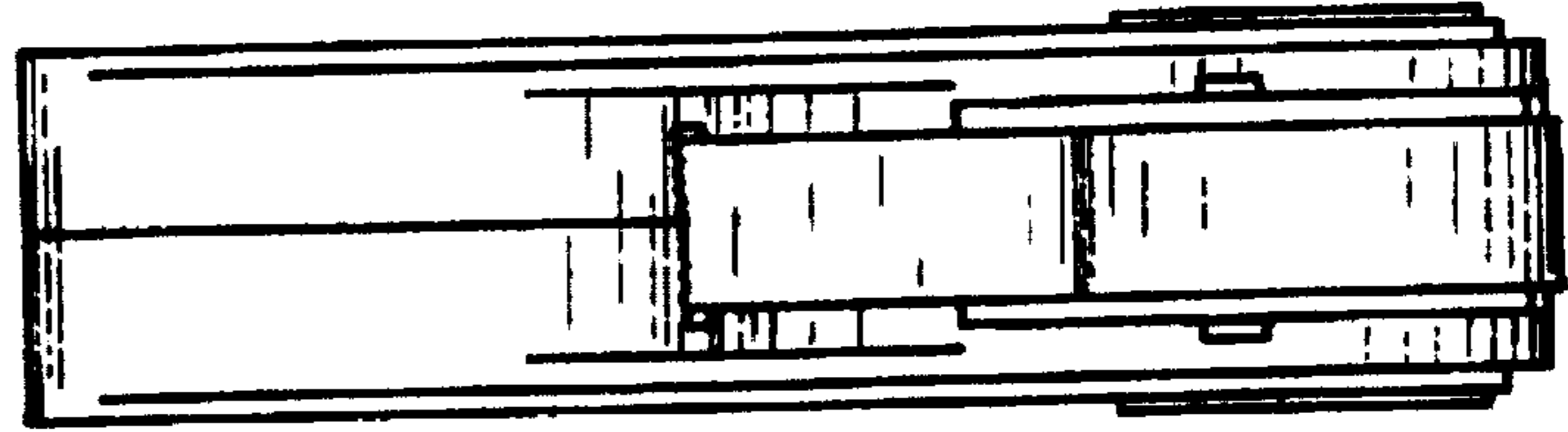


FIG. 2

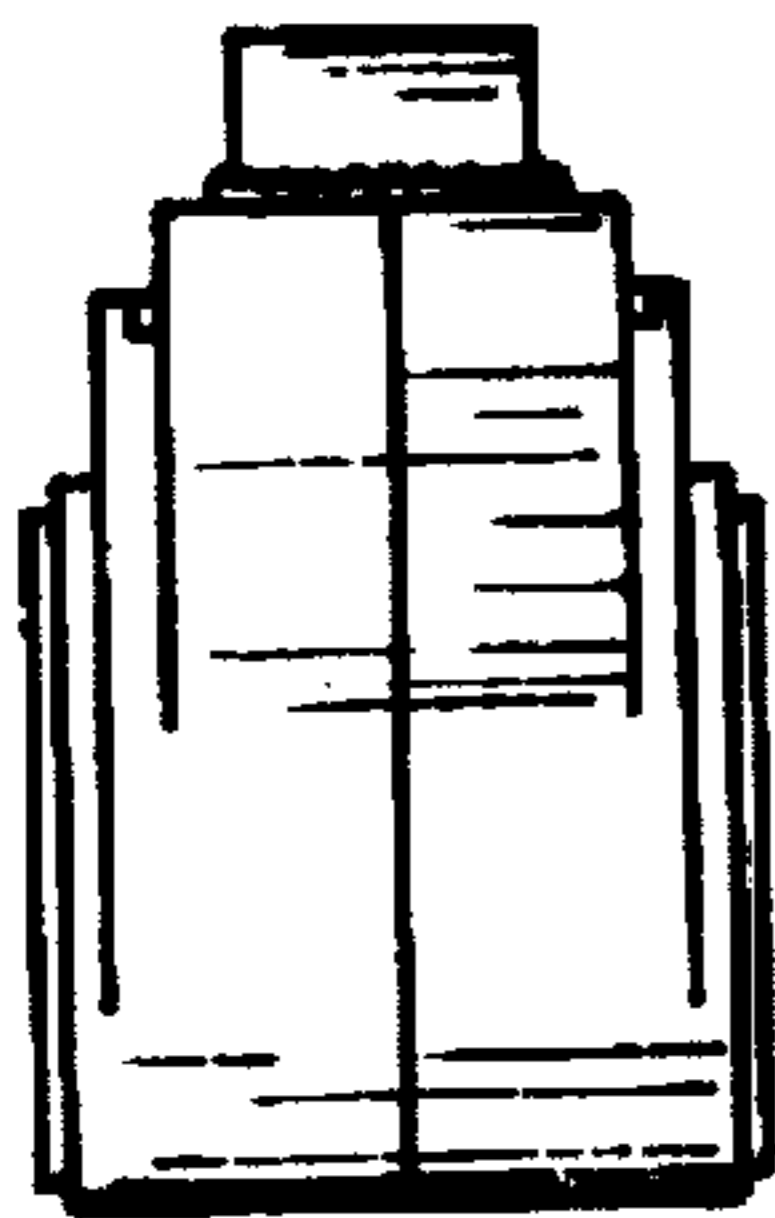


FIG. 4




FIG. 3




FIG. 5

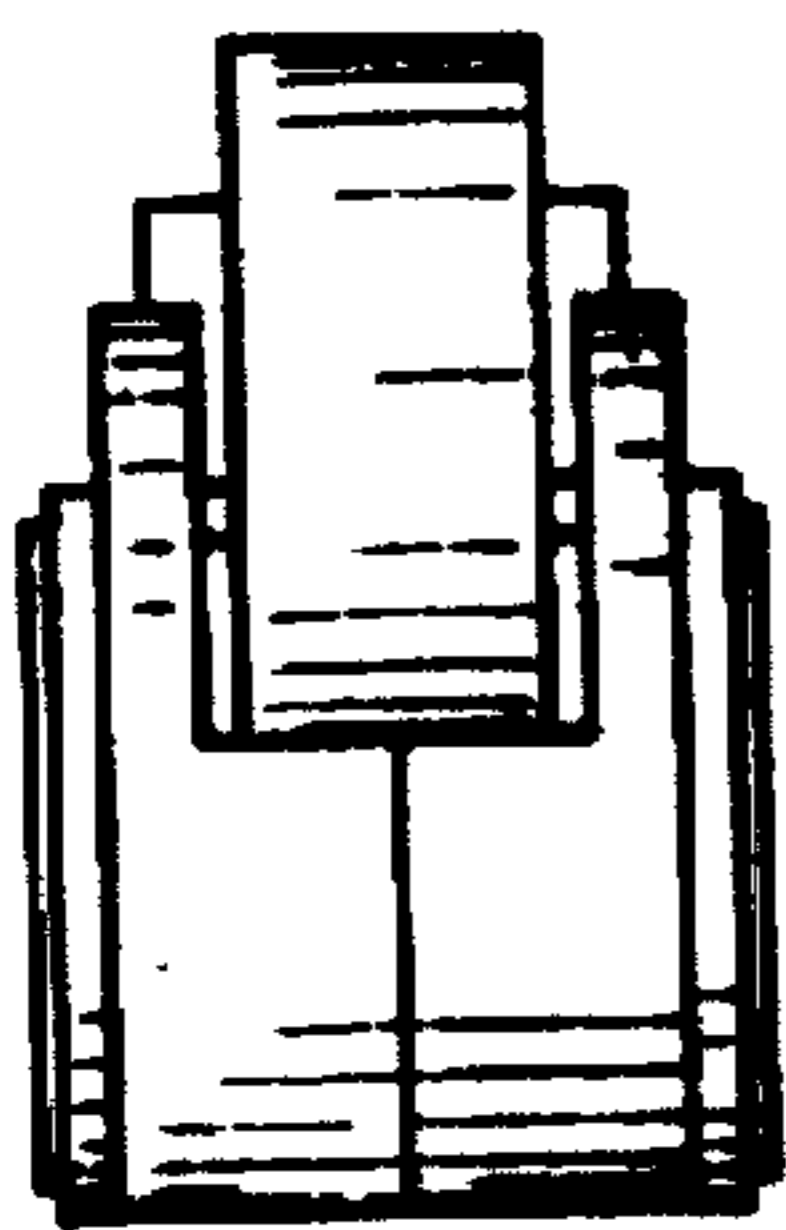


FIG. 7




FIG. 6