



US00D390870S

# United States Patent [19]

[11] Patent Number: **Des. 390,870**

Tashiro et al.

[45] Date of Patent: **\*\*\*Feb. 17, 1998**

## [54] INK CARTRIDGE FOR PRINTER

[75] Inventors: **Naoki Tashiro, Kawasaki; Akibiro Yamanaka, Yokohama; Keiichiro Tsukuda, Kawasaki, all of Japan**

[73] Assignee: **Canon Kabushiki Kaisha, Tokyo, Japan**

[\*] Notice: The portion of the term of this patent subsequent to Dec. 10, 2010, has been disclaimed.

[\*\*] Term: **14 Years**

[21] Appl. No.: **42,294**

[22] Filed: **Aug. 4, 1995**

### [30] Foreign Application Priority Data

Feb. 6, 1995 [JP] Japan ..... 7-2790

[51] LOC (6) Cl. .... **18-02**

[52] U.S. Cl. .... **D18/56**

[58] Field of Search ..... D18/12, 42, 56;  
347/86-87, 42-43

### [56] References Cited

#### U.S. PATENT DOCUMENTS

D. 235,743	7/1975	Kojima	.....	D18/56
D. 326,111	5/1992	Otsuka et al.	.....	D18/56
D. 338,232	8/1993	Kotaki et al.	.....	D18/56
D. 348,478	7/1994	Ujita et al.	.....	D18/56

D. 348,479	7/1994	Ujita et al.	.....	D18/56
D. 348,480	7/1994	Ujita et al.	.....	D18/56
D. 351,856	10/1994	Watanabe et al.	.....	D18/56
D. 363,736	10/1995	Ujita et al.	.....	D18/56
D. 367,884	3/1996	Taneya et al.	.....	D18/56

#### FOREIGN PATENT DOCUMENTS

523635	1/1993	European Pat. Off.	.....	347/86
4369557	12/1992	Japan	.....	D18/56

#### OTHER PUBLICATIONS

Canon brochure; Replaceable BJ Cartridge; rear cover page, Jul. 1991.

*Primary Examiner*—Cathy Anne MacCormac  
*Attorney, Agent, or Firm*—Fitzpatrick, Cella, Harper & Scinto

### [57] CLAIM

The ornamental design for an ink cartridge for printer, as shown and described.

#### DESCRIPTION

FIG. 1 is a front elevational view of an ink cartridge for printer showing our new design;  
FIG. 2 is a rear elevational view thereof;  
FIG. 3 is a top plan view thereof;  
FIG. 4 is a bottom plan view thereof;  
FIG. 5 is a left side elevational view thereof;  
FIG. 6 is a right side elevational view thereof; and,  
FIG. 7 is a perspective view thereof.

**1 Claim, 1 Drawing Sheet**

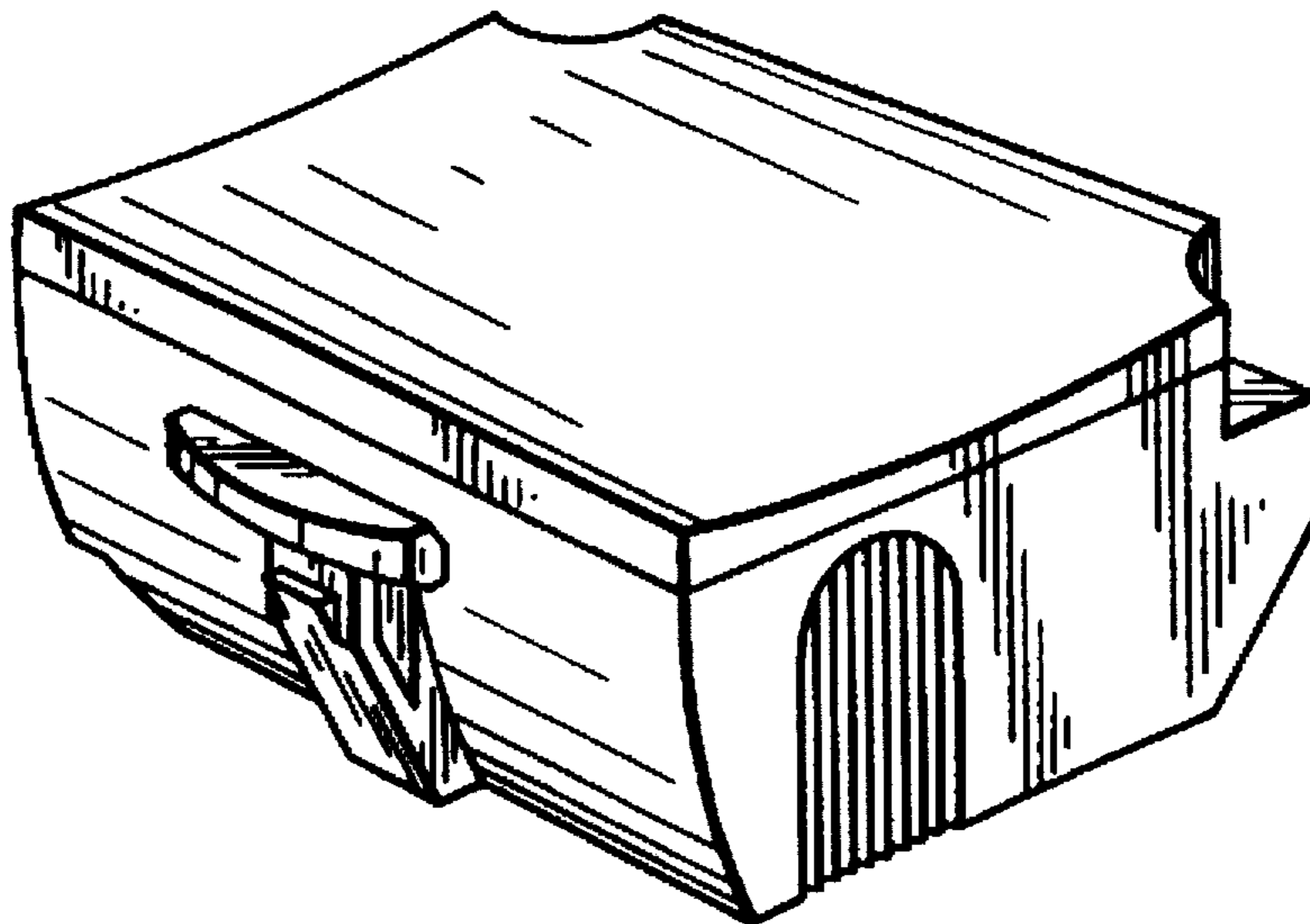


FIG. 1

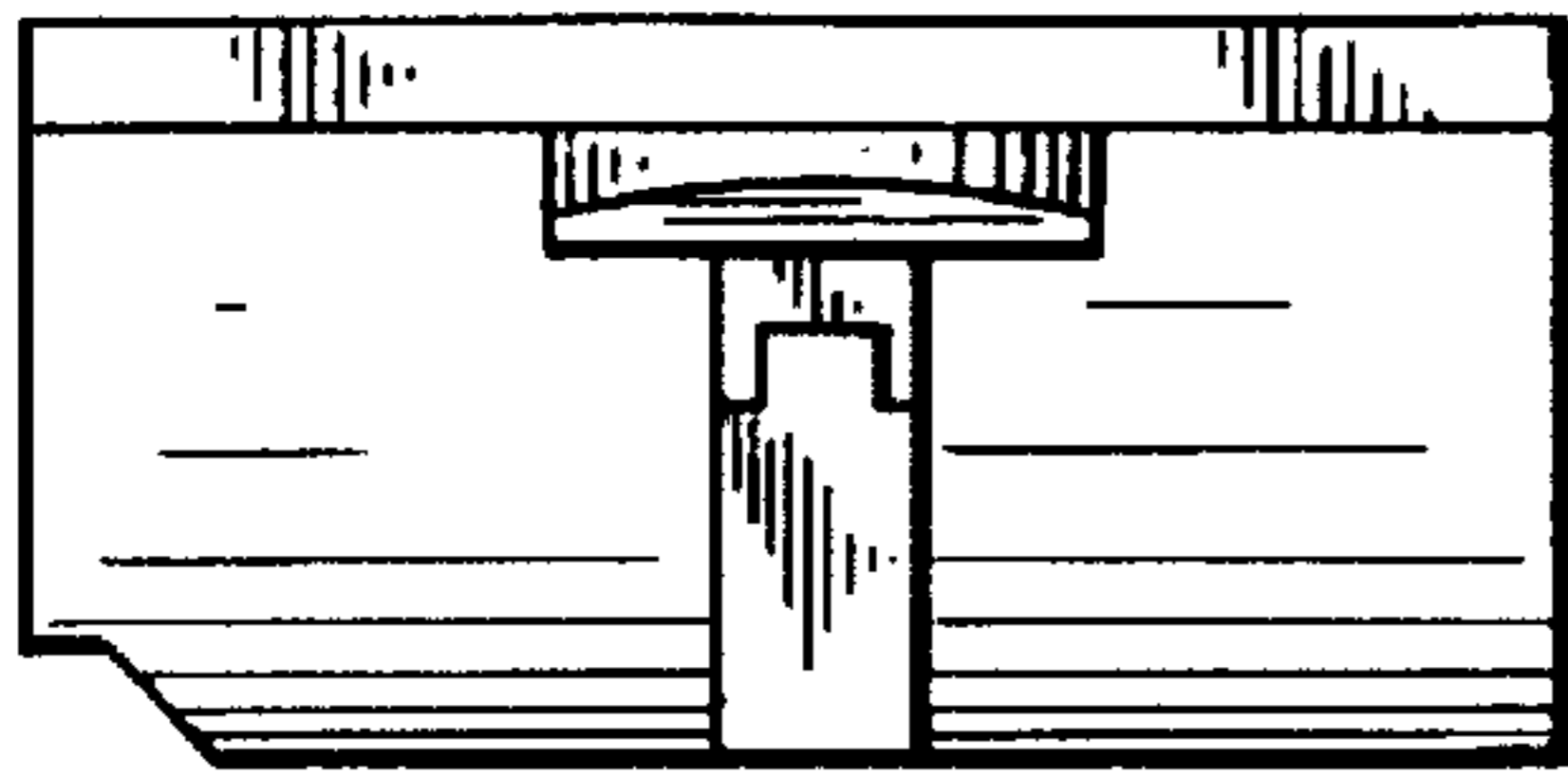


FIG. 2



FIG. 3




FIG. 4

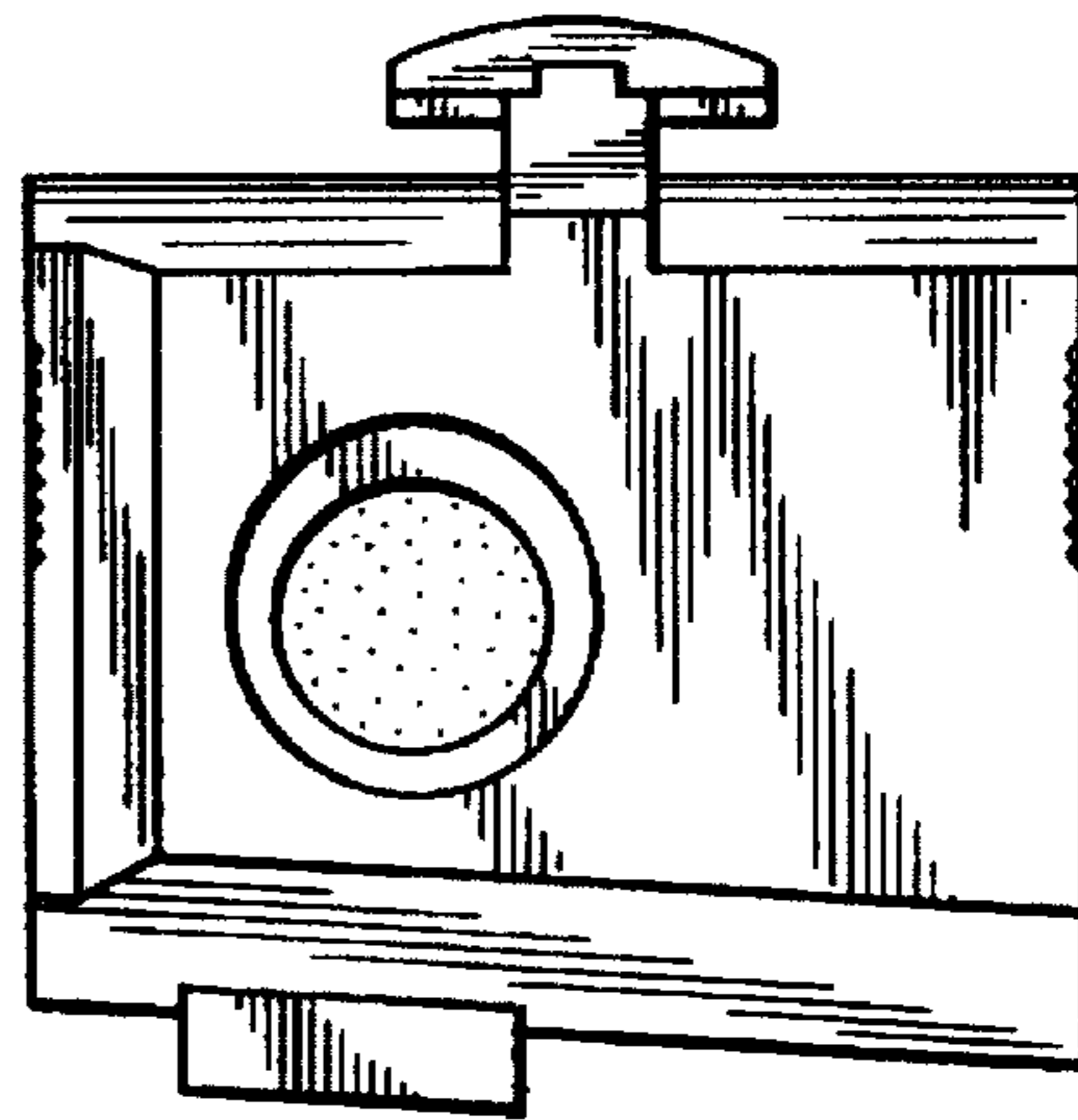


FIG. 5

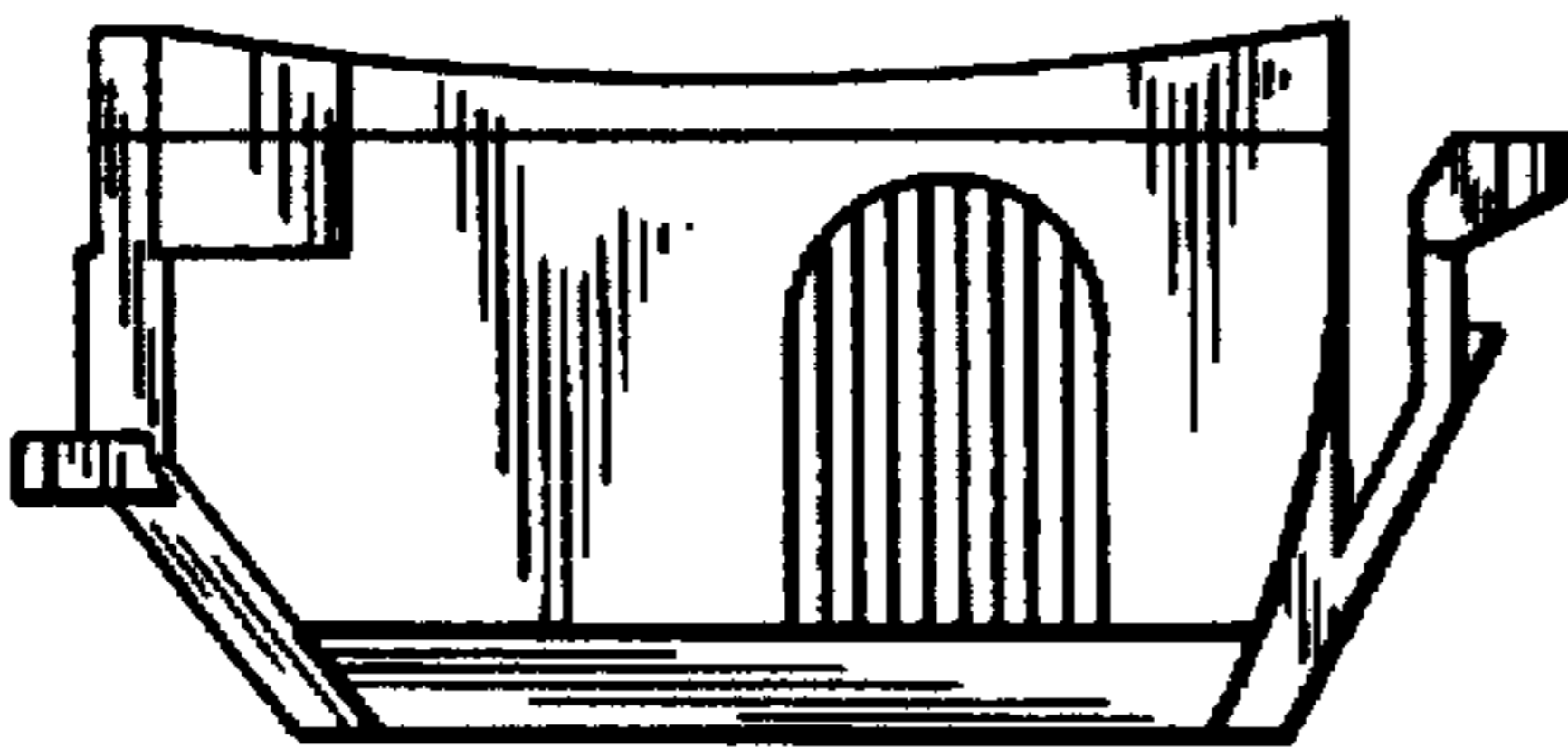


FIG. 6

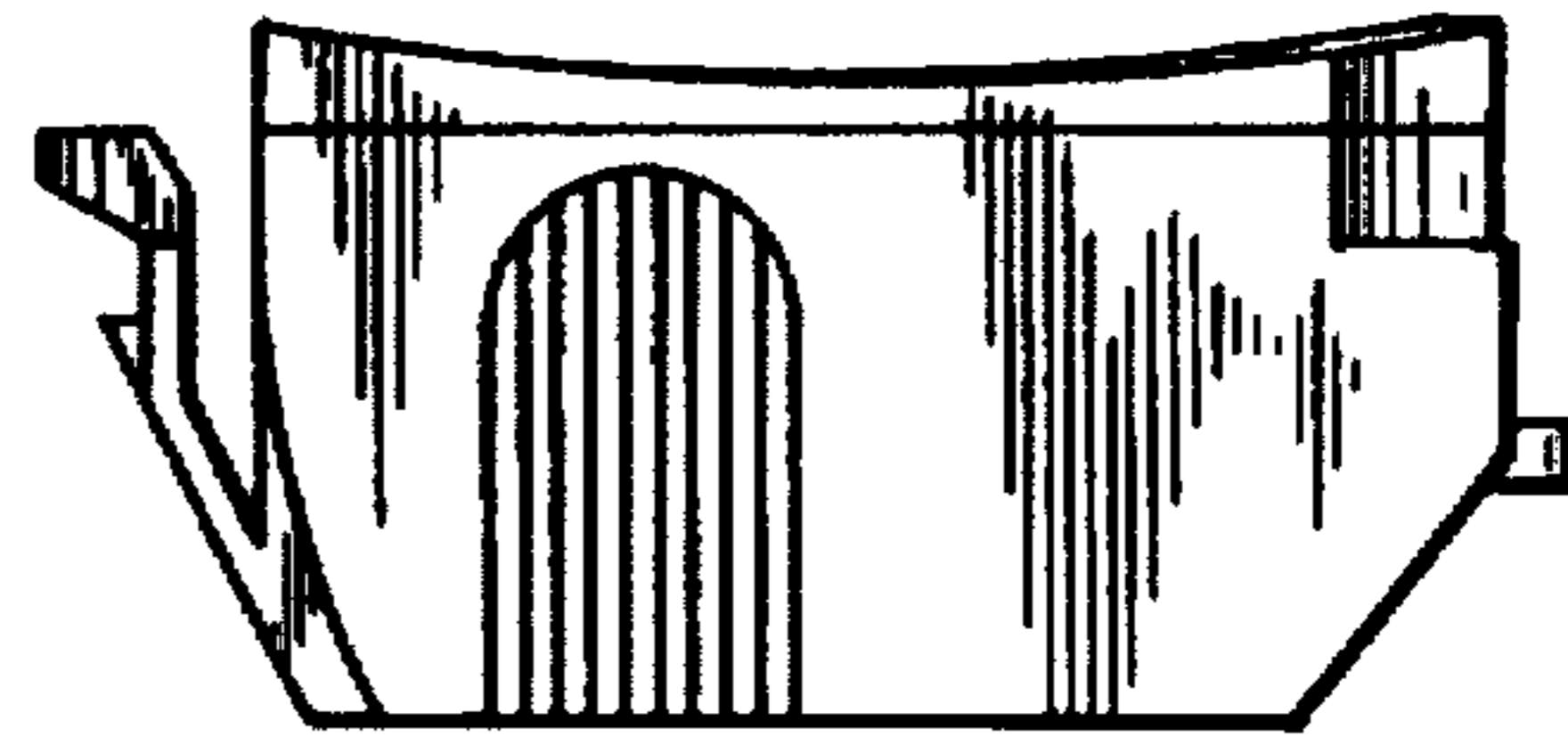


FIG. 7

