



US00D390865S

United States Patent [19] Golan

[11] Patent Number: **Des. 390,865**
[45] Date of Patent: ****Feb. 17, 1998**

[54] DIET POCKET CALCULATOR

[75] Inventor: **Yaffa Golan**, Tel Aviv, Israel
[73] Assignee: **Diet Deal Ltd.**, Tel Aviv, Israel
[**] Term: **14 Years**

[21] Appl. No.: **59,650**
[22] Filed: **Aug. 13, 1996**

[30] **Foreign Application Priority Data**
Feb. 14, 1996 [IL] Israel 25855
[51] **LOC (6) Cl.** **18-01**
[52] **U.S. Cl.** **D18/7; D18/6**
[58] **Field of Search** **D18/2, 6, 7, 11;**
D14/100, 105, 106, 115; 364/705-710;
340/700, 711

[56] **References Cited**

U.S. PATENT DOCUMENTS

D. 317,779 6/1991 Chen D18/7
D. 370,933 6/1996 Gerbaulet D18/7
D. 378,826 4/1997 Dijkstra D18/7

FOREIGN PATENT DOCUMENTS

58832 6/1987 Canada .

Primary Examiner—Caron D. Veynar
Attorney, Agent, or Firm—Hedman, Gibson & Costigan, P.C.

[57] **CLAIM**

The ornamental design for a diet pocket calculator, as shown and described.

DESCRIPTION

FIG. 1 is a front elevational view of a diet pocket calculator according to my design;
FIG. 2 is a back elevational view of the diet pocket calculator according to FIG. 1;
FIG. 3 is a bottom plan view of the diet pocket calculator according to FIG. 1;
FIG. 4 is a top plan view of the diet pocket calculator according to FIG. 1;
FIG. 5 is a right side plan view of the diet pocket calculator according to FIG. 1; and,
FIG. 6 is a left side plan view of the diet pocket calculator according to FIG. 1.

The broken line showing of support feet on FIGS. 2-6 is for illustrative purposes only and forms no part of the claimed design.

1 Claim, 4 Drawing Sheets

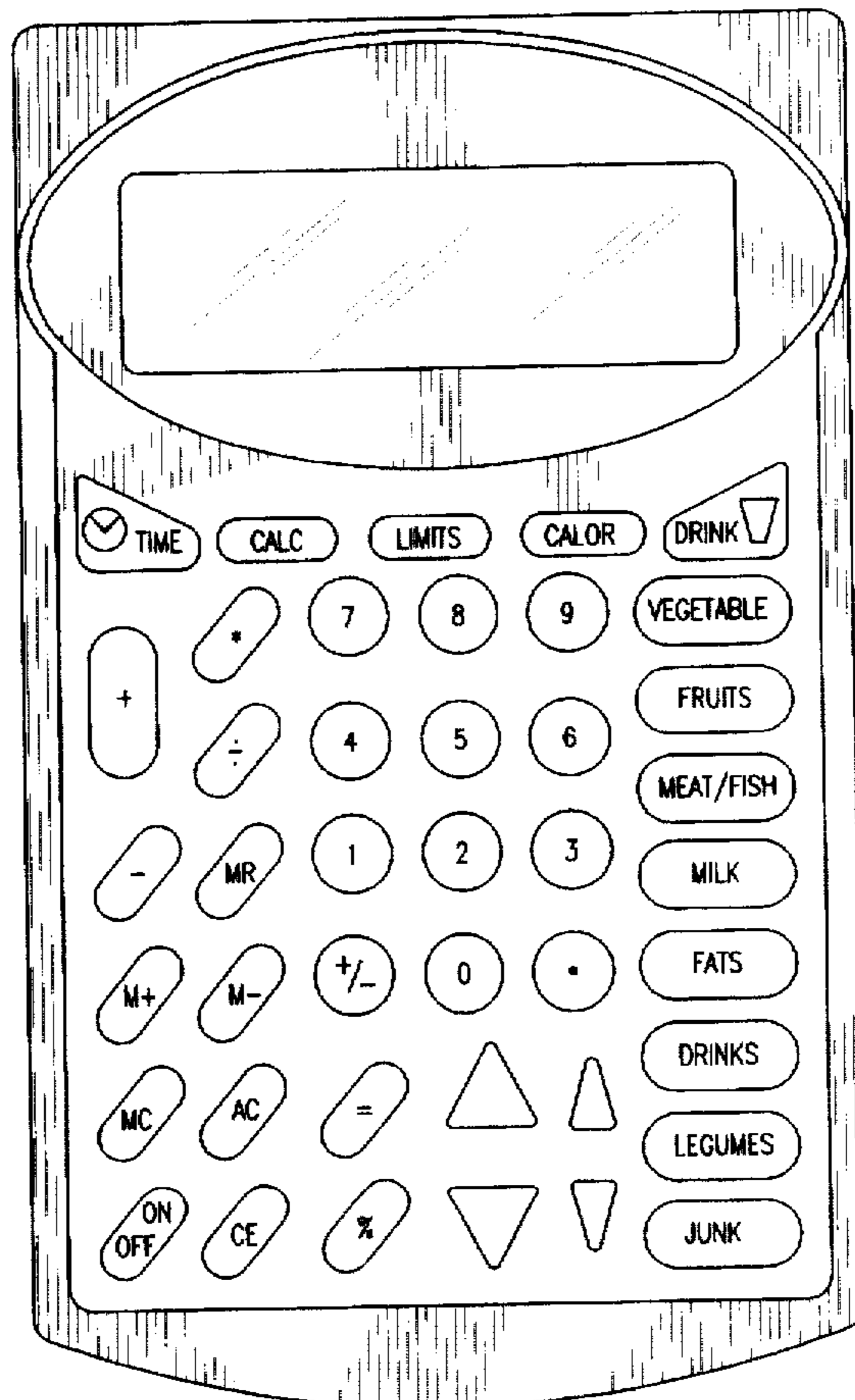


FIG. 1

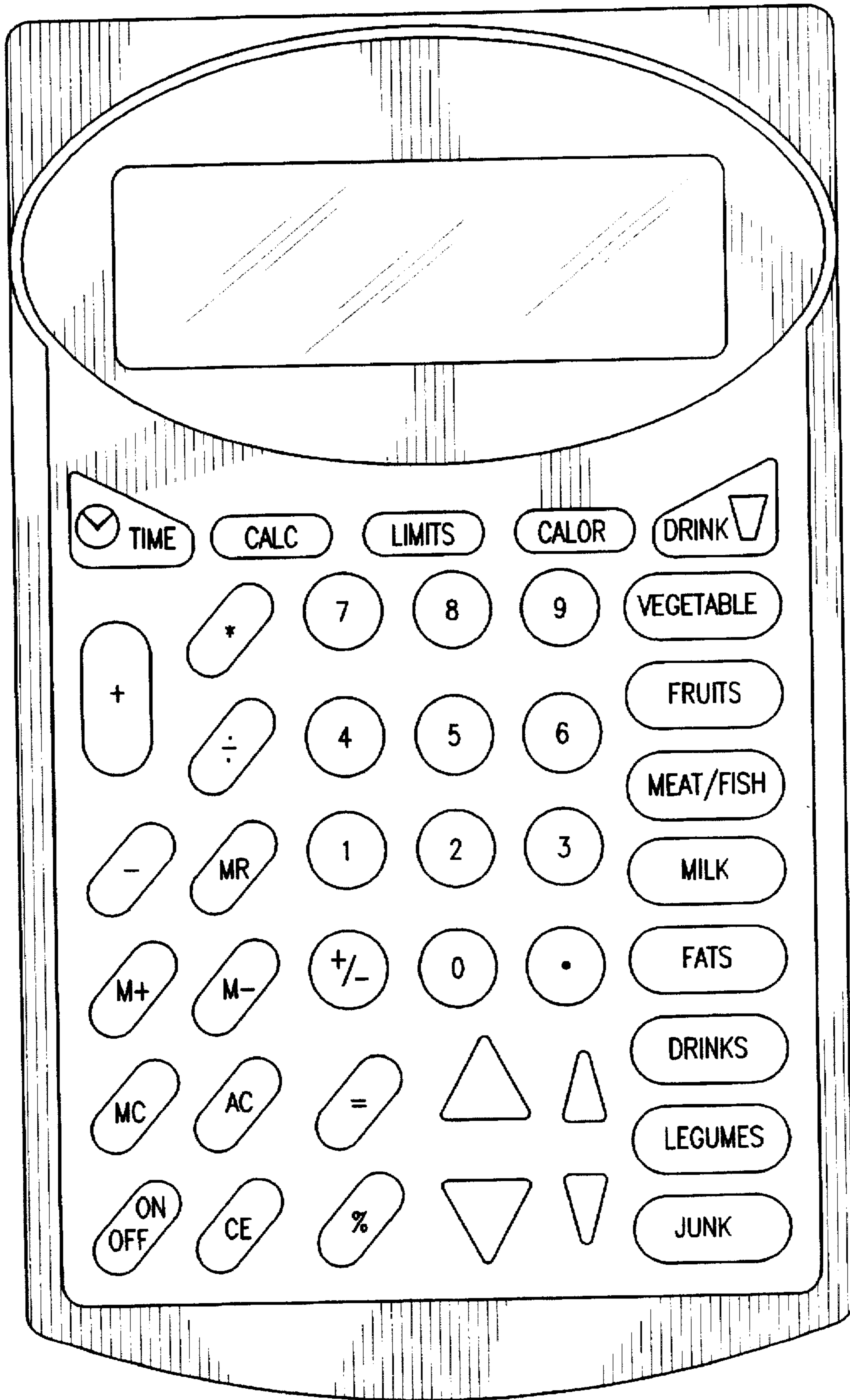


FIG. 2

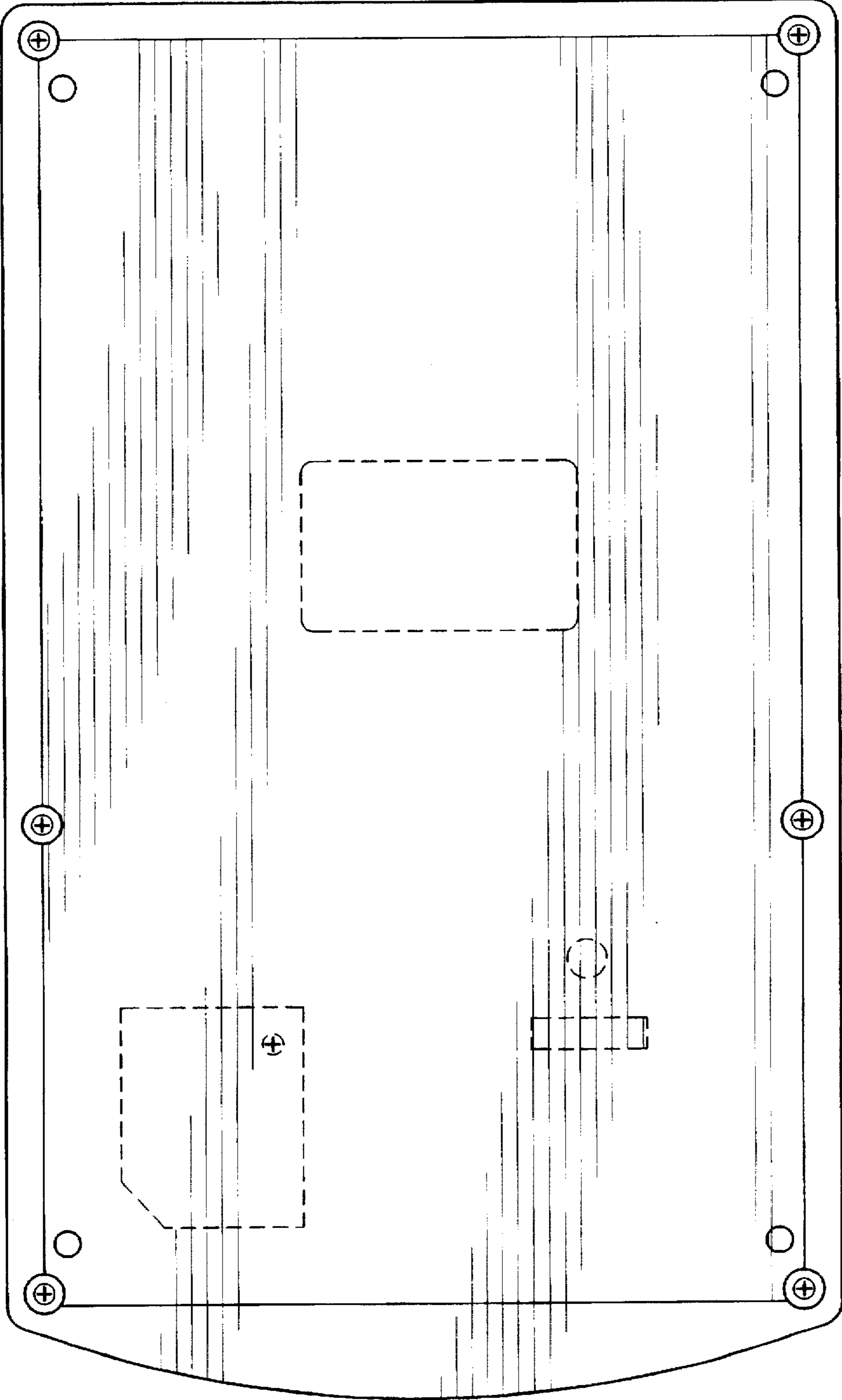


FIG. 3

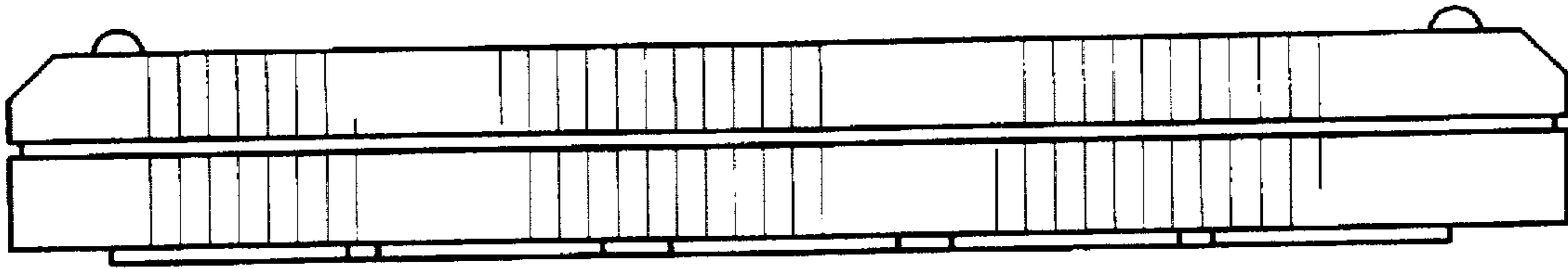


FIG. 4

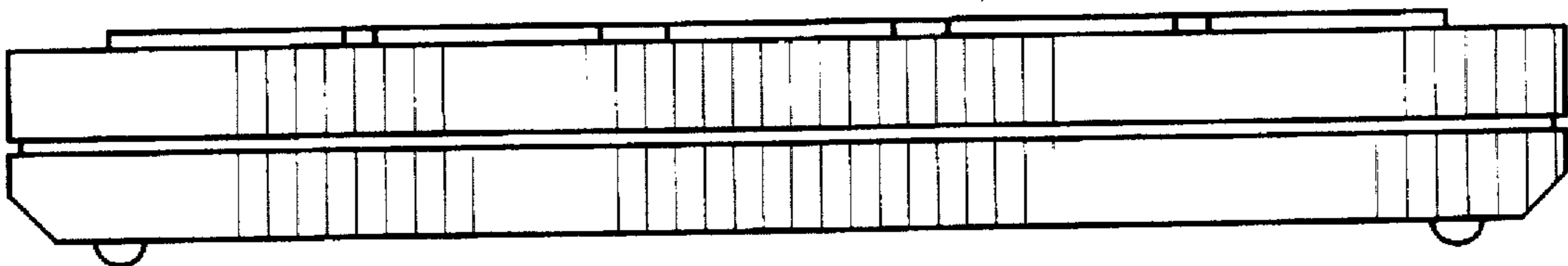


FIG. 6




FIG. 5

