



US00D390844S

United States Patent [19] Tung

[11] Patent Number: Des. 390,844

[45] Date of Patent: **Feb. 17, 1998

[54] TELEPHONE HANDSET

3,627,930 12/1971 Tolman 379/433 X
5,610,971 3/1997 Vandivier 455/90 X

[76] Inventor: **Helen Tung**, No. 16, Lane 302, Sec. 1,
Ta-Tung Rd., Hsichih Chen, Taipei
Hsien, Taiwan

OTHER PUBLICATIONS

Model 701p telephone receiver, Fig. 1, Sep. 1980.

[**] Term: 14 Years

Primary Examiner—Jeffrey Asch
Attorney, Agent, or Firm—Christensen, O'Connor, Johnson
& Kindness pllc

[21] Appl. No.: 64,867

[22] Filed: Jan. 13, 1997

[57] CLAIM

[51] LOC (6) Cl. 14-03

[52] U.S. Cl. D14/148

[58] Field of Search D14/140, 142,
D14/147-151, 240, 248, 137, 138; 379/58-61,
419, 420, 428, 440, 433-436, 454, 455;
455/89, 90

The ornamental design for telephone handset, as shown and described.

DESCRIPTION

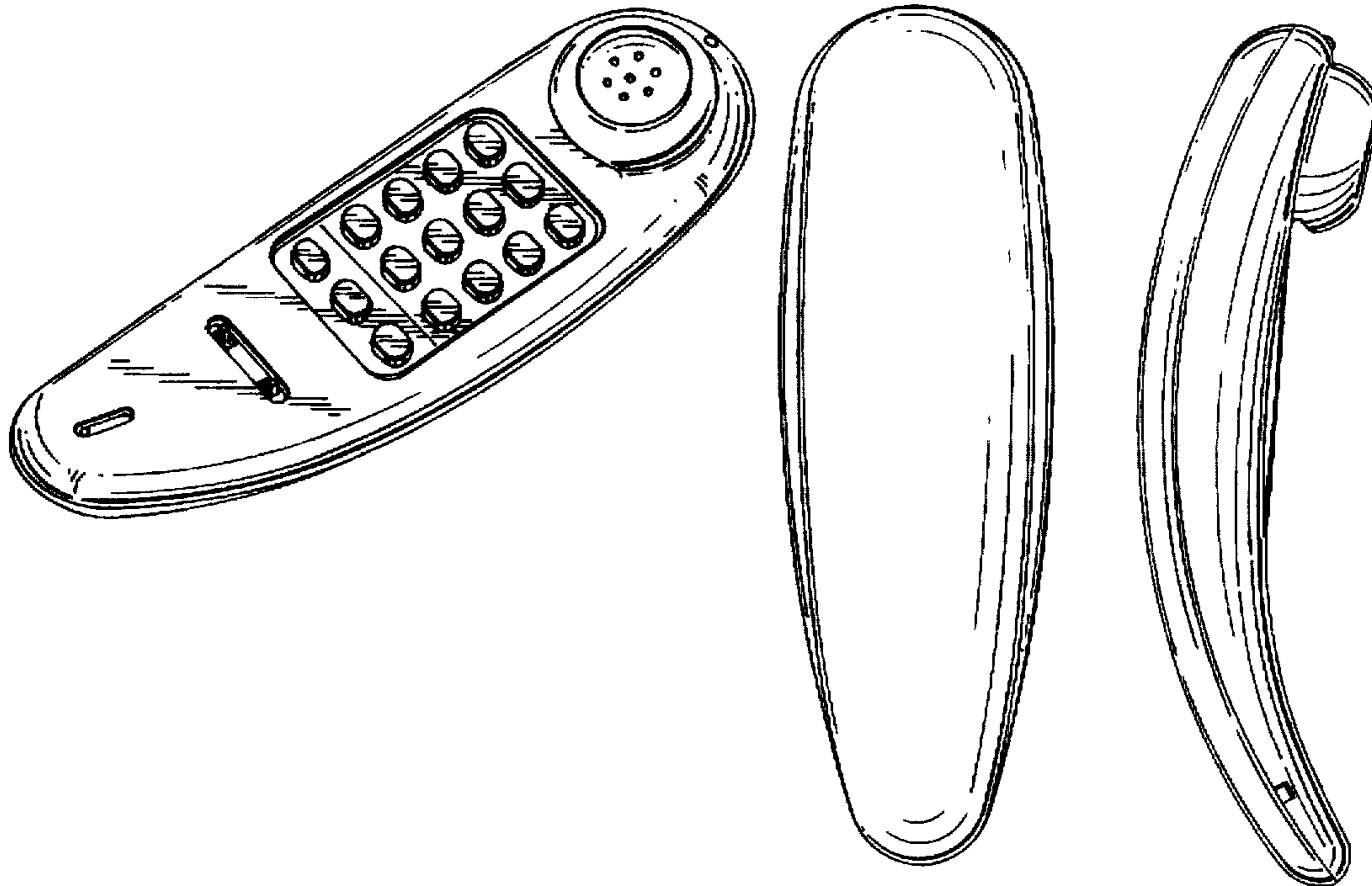
[56] References Cited

U.S. PATENT DOCUMENTS

D. 190,867 7/1961 Mosing D14/147
D. 287,362 12/1986 Rittenhouse et al. D14/148
D. 324,682 3/1992 Renard et al. D14/148 X
D. 352,028 11/1994 Siddoway et al. D14/138
D. 375,091 10/1996 Ricardo et al. D14/248 X

FIG. 1 is a perspective view of telephone handset showing my new design;
FIG. 2 is a front elevational view thereof;
FIG. 3 is a rear elevational view thereof;
FIG. 4 is a left side elevational view thereof;
FIG. 5 is a right side elevational view thereof;
FIG. 6 is a top plan view thereof; and,
FIG. 7 is a bottom plan view thereof.

1 Claim, 3 Drawing Sheets



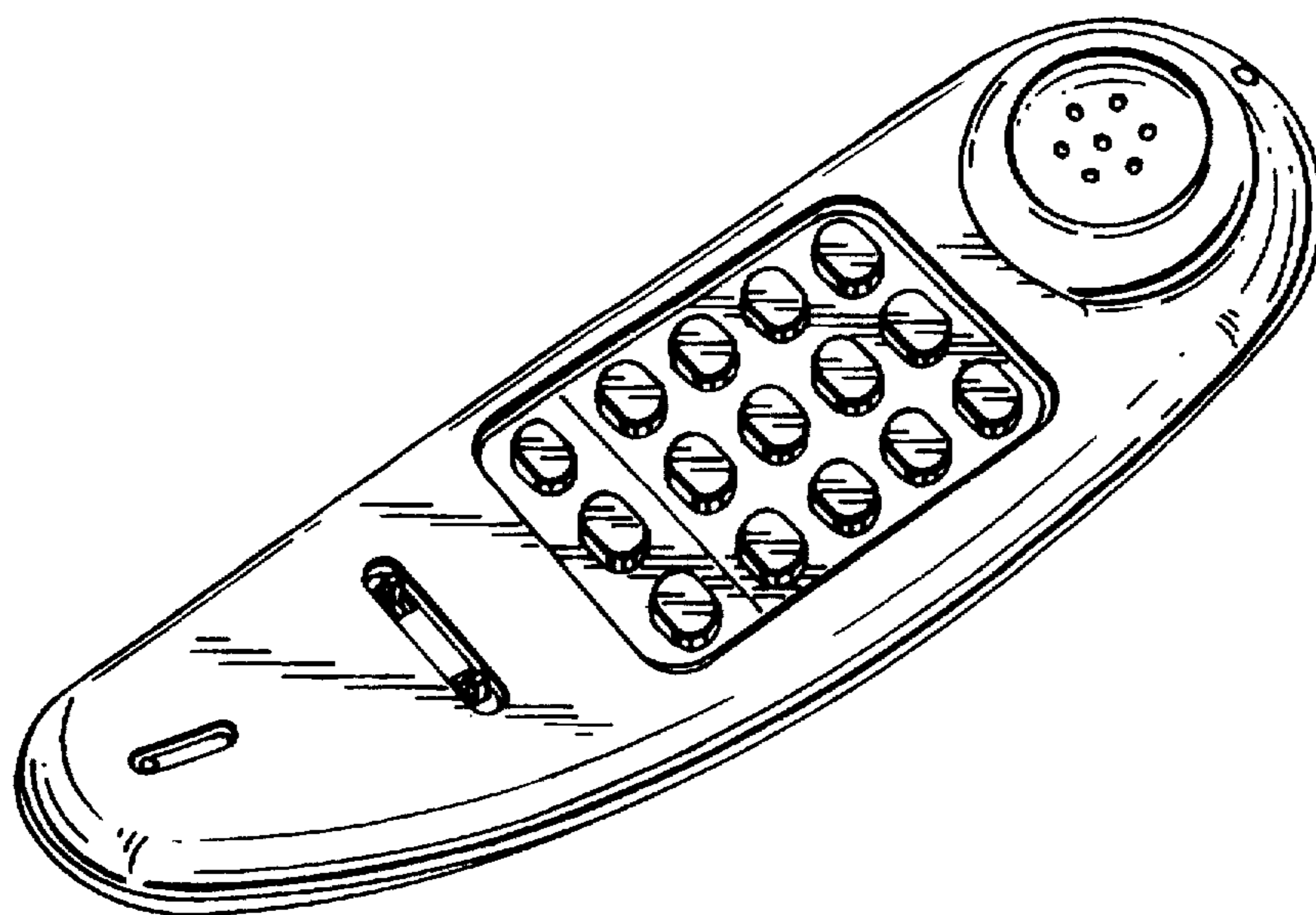


FIG. 1

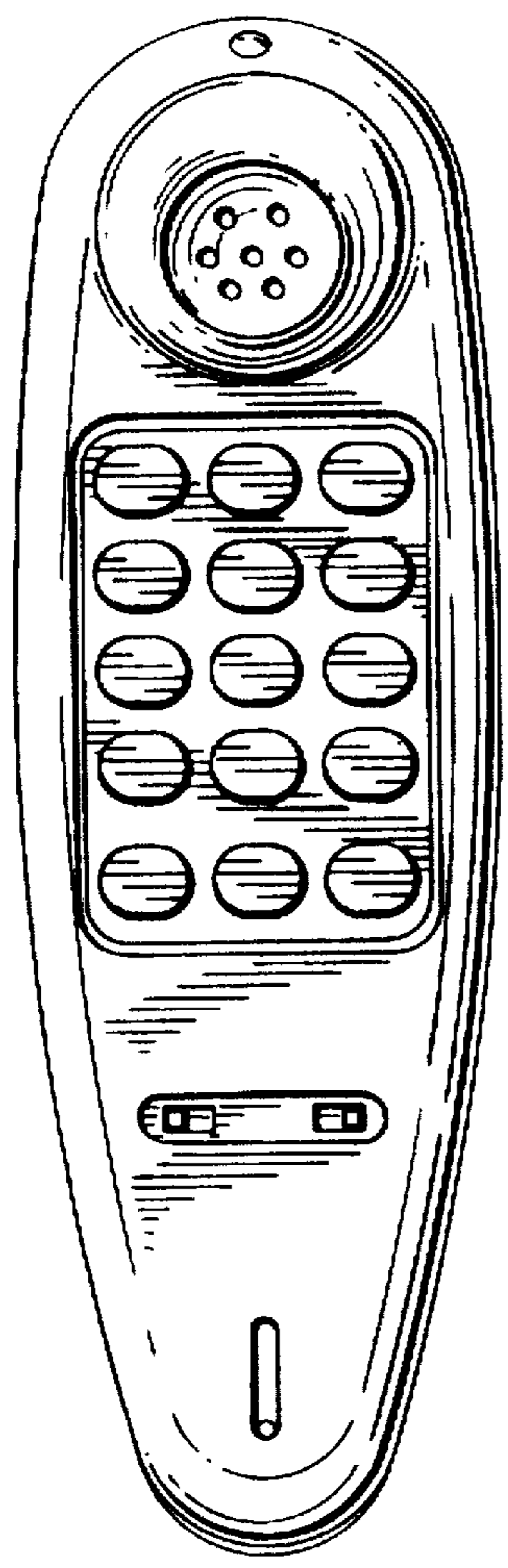


FIG. 2

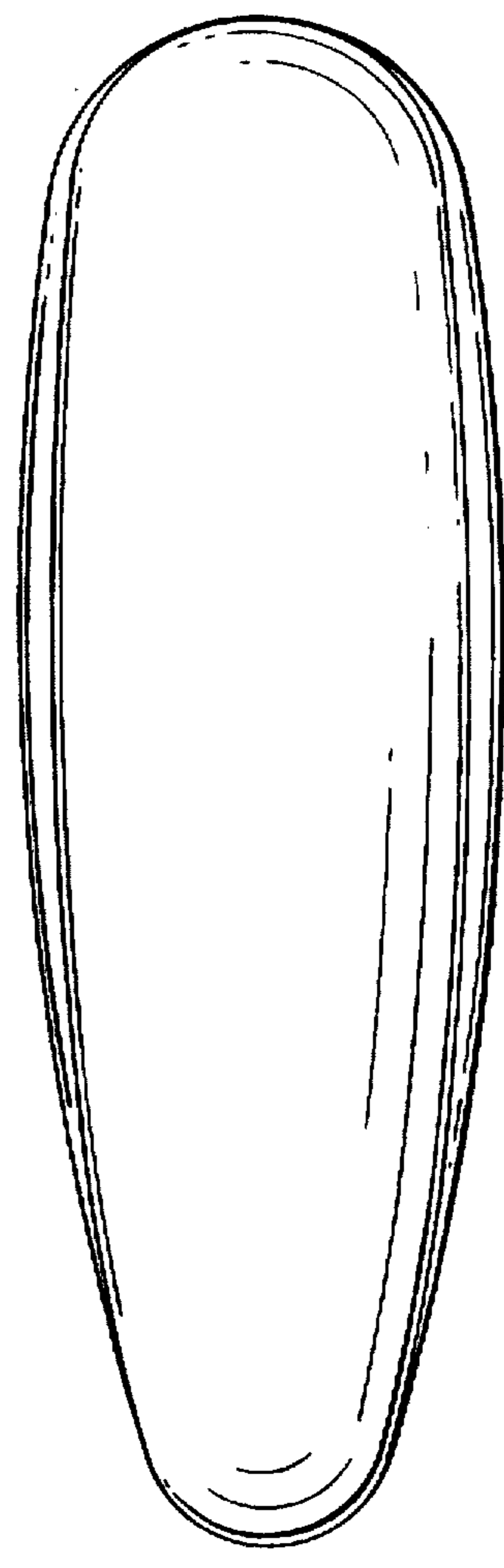


FIG. 3



FIG. 4



FIG. 5




FIG. 6




FIG. 7