



US00D390841S

United States Patent [19]
Lin

[11] **Patent Number: Des. 390,841**
[45] **Date of Patent: **Feb. 17, 1998**

[54] **COMPUTER CABINET FRONT PANEL**

D. 367,049 2/1996 Lin D14/115

[76] **Inventor: Hermann Lin, 6095-D Northbelt Dr., Norcross, Ga. 30071**

Primary Examiner—Freda Nunn
Attorney, Agent, or Firm—Hinkle & Associates, P.C.

[**] **Term: 14 Years**

[57] **CLAIM**

[21] **Appl. No.: 67,728**

The ornamental design for a computer cabinet front panel, as shown and described.

[22] **Filed: Mar. 10, 1997**

DESCRIPTION

[51] **LOC (6) Cl. 14-02**

[52] **U.S. Cl. D14/115**

[58] **Field of Search** D14/100, 102, D14/107-109, 257, 258, 137, 156, 217; D13/162, 184, 164, 177, 199; D10/103; 312/223.2; 361/600, 622, 724-728

FIG. 1 is a perspective view of a computer cabinet front panel showing my design mounted on a computer cabinet; FIG. 2 is a top view thereof, the bottom view being a mirror image thereof;

FIG. 3 is a front elevation view thereof;

FIG. 4 is a right side elevation view thereof; and,

FIG. 5 is a left side elevation view thereof.

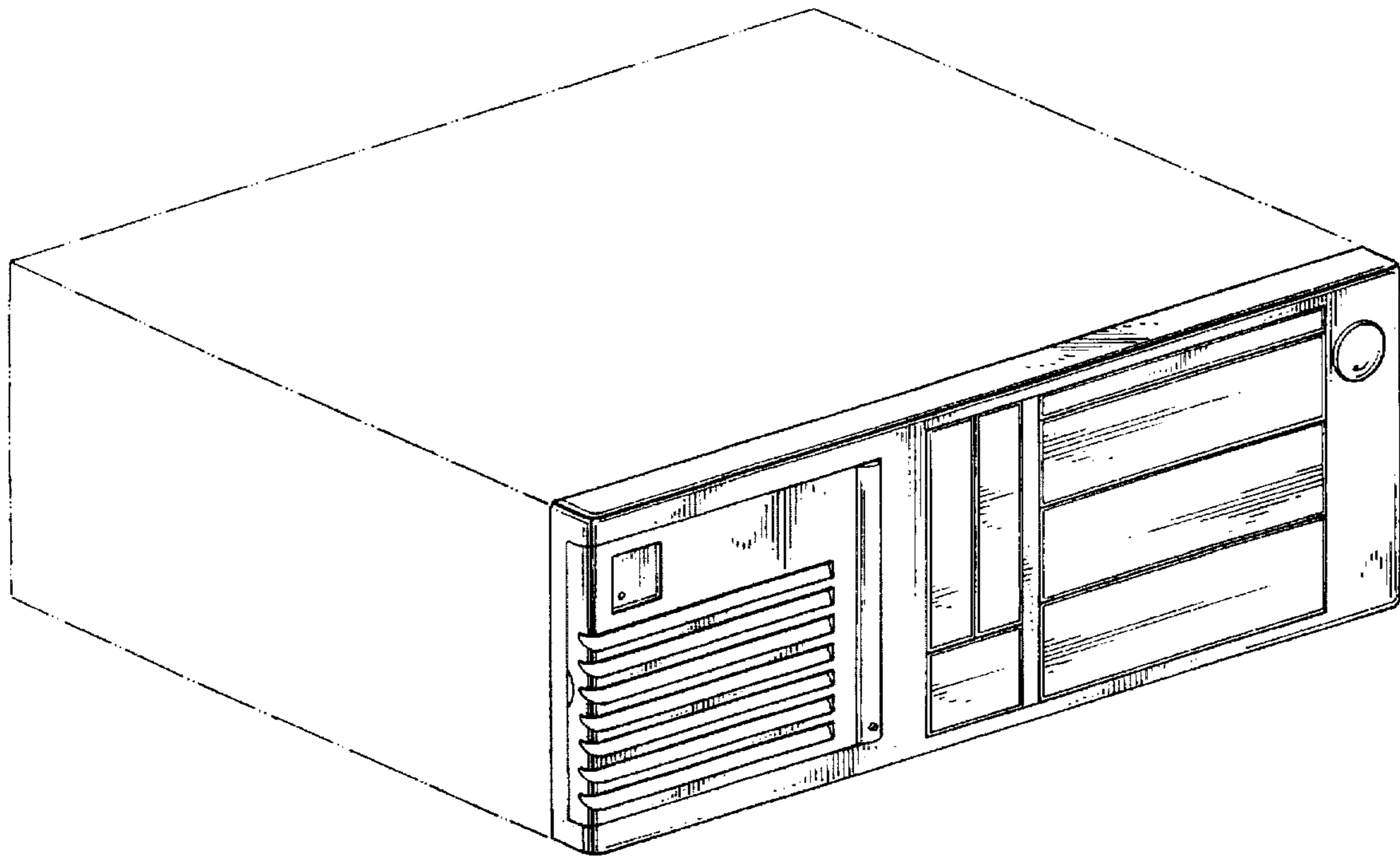
The broken line showing of a computer cabinet in the views is for illustrative environmental purposes only and forms no part of the claimed design.

[56] **References Cited**

U.S. PATENT DOCUMENTS

- D. 337,577 7/1993 Jaeb et al. D14/115
- D. 364,612 11/1995 Felde et al. D14/115
- D. 367,048 2/1996 Lin D14/115

1 Claim, 3 Drawing Sheets



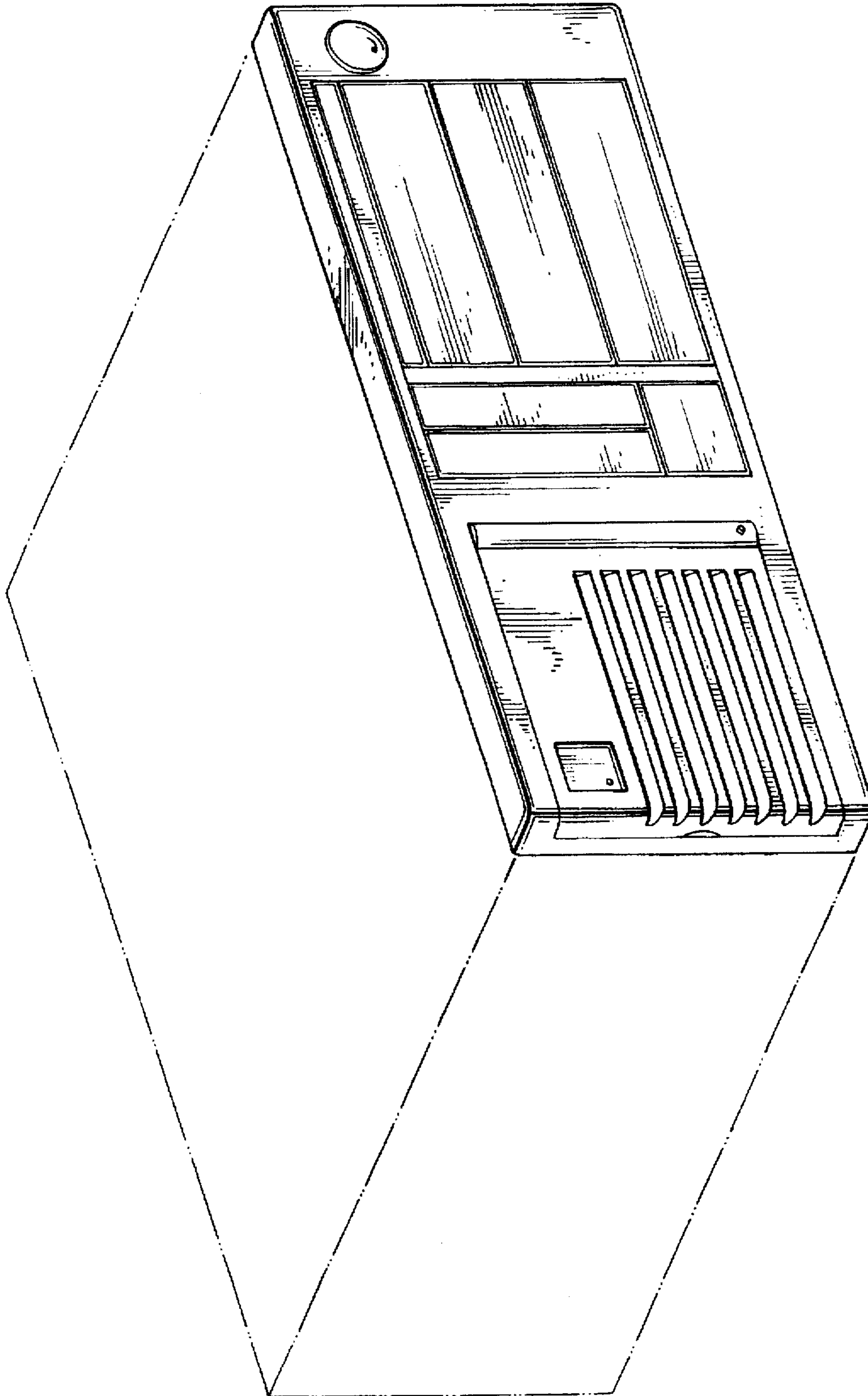


FIG. 1




Fig. 2

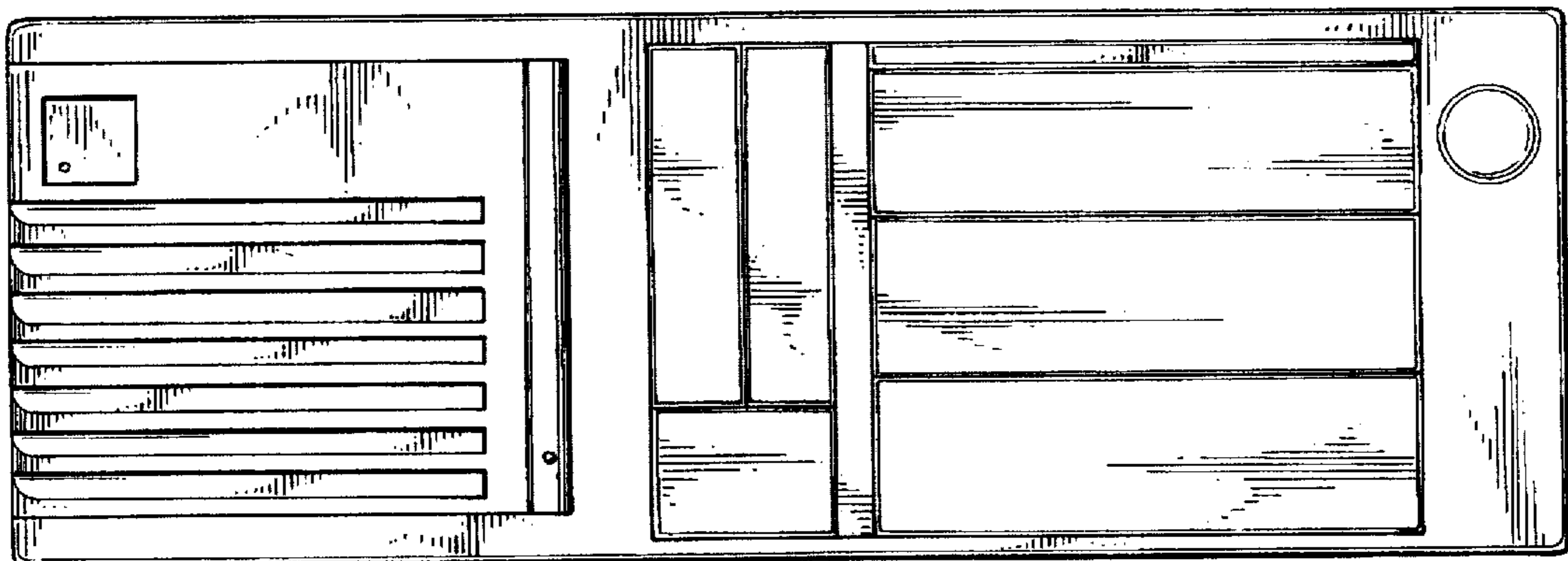


Fig. 3




Fig. 4

Fig. 5

