



US00D390823S

United States Patent [19]

Baranowski et al.

[11] Patent Number: **Des. 390,823**

[45] Date of Patent: ****Feb. 17, 1998**

[54] **WINDSHIELD WIPER BLADE SUPERSTRUCTURE**

[75] Inventors: **Zygmunt K. Baranowski**, Farmington Hills; **William D. Young, III**, Southfield; **Robert B. Watton**, Commerce Twp., all of Mich.

[73] Assignee: **Trico Products Corporation**, Buffalo, N.Y.

[**] Term: **14 Years**

[21] Appl. No.: **61,789**

[22] Filed: **Oct. 30, 1996**

[51] LOC (6) Cl. **12-06**

[52] U.S. Cl. **D12/220**

[58] Field of Search D12/219, 220; 15/250.31, 250.32, 250.33, 250.351, 250.38, 250.4, 250.41, 250.201

[56] **References Cited**

U.S. PATENT DOCUMENTS

- D. 370,653 6/1996 Kim D12/219
- D. 372,012 7/1996 Fitzgerald et al. D12/219

- D. 378,365 3/1997 Fitzgerald et al. D12/219
- 3,673,631 7/1972 Yamadai et al. 15/250.201
- 4,622,711 11/1986 Wattier 15/250.32
- 5,243,731 9/1993 Yang 15/250.33
- 5,283,926 2/1994 Hoshino 15/250.4
- 5,289,608 3/1994 Kim 15/250.32
- 5,325,563 7/1994 Cayan 15/250.33
- 5,495,637 3/1996 Egner-Walter 15/250.351
- 5,497,528 3/1996 Wu 15/250.31

Primary Examiner—James Gandy
Assistant Examiner—Robert M. Spear
Attorney, Agent, or Firm—Joseph G. Nauman

[57] **CLAIM**

The ornamental design for a windshield wiper blade superstructure, as shown.

DESCRIPTION

FIG. 1 is a perspective view showing the top and front of the design;
FIG. 2 is a perspective showing the bottom and rear of the design;
FIG. 3 is a top view of the design;
FIG. 4 is a front view of the design; and,
FIG. 5 is a bottom view of the design.

1 Claim, 3 Drawing Sheets

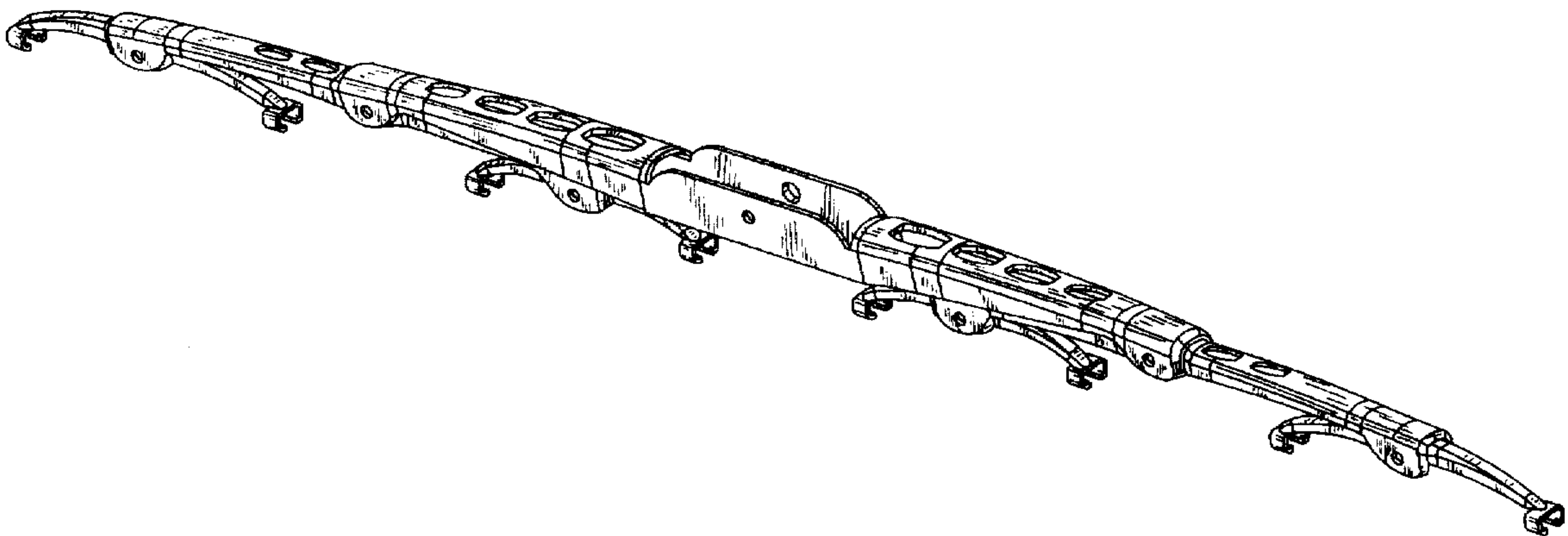


FIG. 1

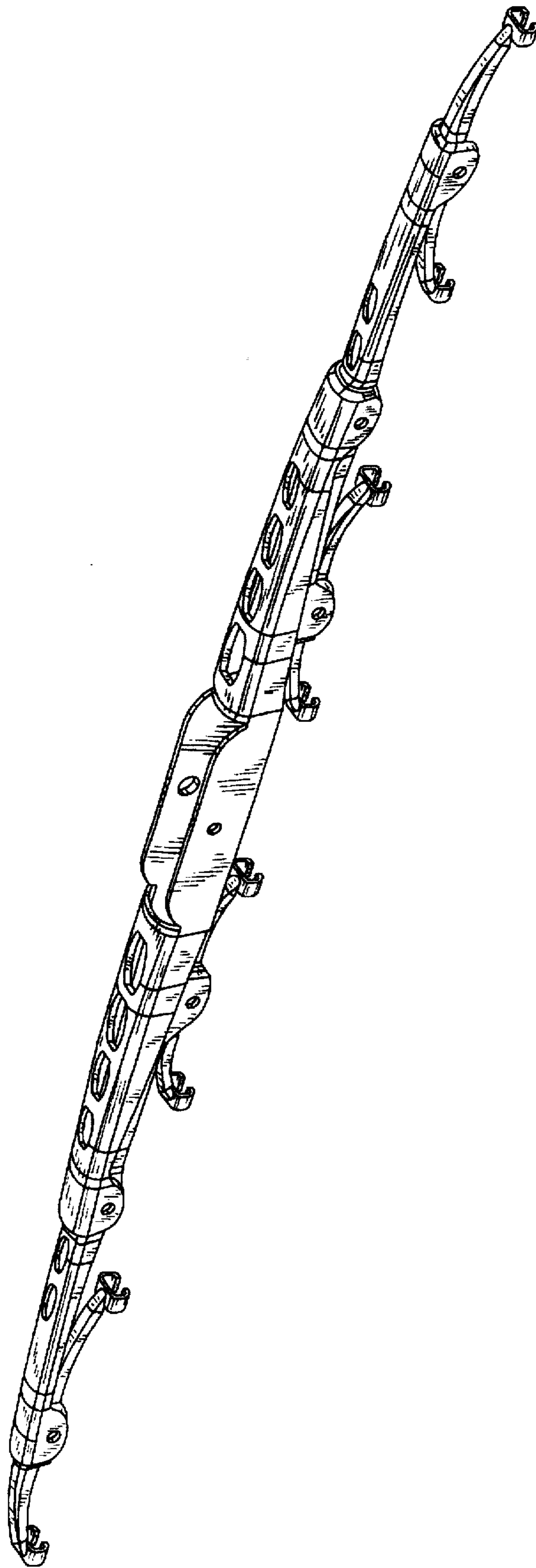


FIG.2

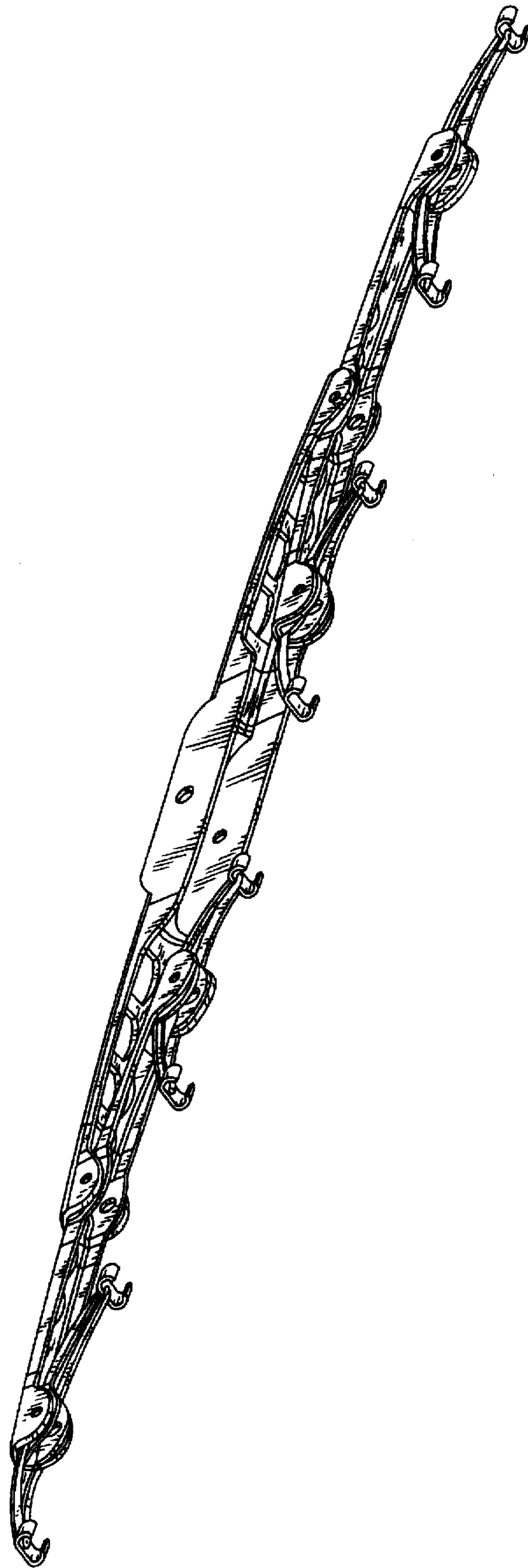


FIG.3



FIG.4

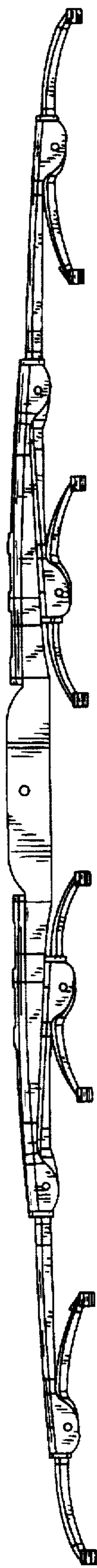


FIG.5

