



US00D390818S

# United States Patent [19]

[11] Patent Number: **Des. 390,818**

De Barsy et al.

[45] Date of Patent: **\*\*Feb. 17, 1998**

[54] **TIRE THREAD**

[75] Inventors: **Olivier De Barsy**, Mersch, Luxembourg; **Daniel Scheuren**, Bastogne, Belgium; **Jean Francois Cazin-Bourguignon**, Audun-le-Tiche, France

[73] Assignee: **The Goodyear Tire & Rubber Company**, Akron, Ohio

[\*\*] Term: **14 Years**

[21] Appl. No.: **63,758**

[22] Filed: **Dec. 11, 1996**

[51] LOC (6) Cl. .... **12-15**

[52] U.S. Cl. .... **D12/147**

[58] Field of Search ..... **D12/136, 138, D12/140-151; 152/209 A, 209 B, 209 D, 209 R, 209 NT**

Dunlop Qualifier M&S Radial Snow Tire, 1996 Tread Design Guide, p. 24, Jan. 1996.

BFGoodrich Radial T/A WR Tire, 1996 Tread Design Guide, p. 33, Jan. 1996.

CO-OP Superfleet Multi Carrier Tire, 1996 Tread Design Guide, p. 85, Jan. 1996.

Star Trail Buster Radial DT Tire, 1996 Tread Design Guide, p. 117, Jan. 1996.

Kingstone Driver "C" Tire, 1996 Tread Design Guide, p. 145, Jan. 1996.

Multi-Mile Power King Premium All Steel Radial Drive Tire, 1996 Tread Design Guide, p. 152, Jan. 1996.

*Primary Examiner*—James Gandy  
*Assistant Examiner*—Robert M. Spear  
*Attorney, Agent, or Firm*—T. P. Lewandowski

[57] **CLAIM**

The ornamental design for a tire tread, as shown and described.

**DESCRIPTION**

FIG. 1 is a perspective view of a tire tread, it being understood that the pattern repeats uniformly throughout the circumference of the tread;

FIG. 2 is a front elevational view thereof;

FIG. 3 is a side elevational view thereof, the opposite side elevational view being identical thereto; and,

FIG. 4 is an enlarged fragmentary front perspective view thereof.

In the drawings, the broken lines defining the inner bead of the sidewall and the peripheral boundary between the tire tread and the sidewall are for illustrative purposes only and form no part of the claimed design.

[56] **References Cited**

**U.S. PATENT DOCUMENTS**

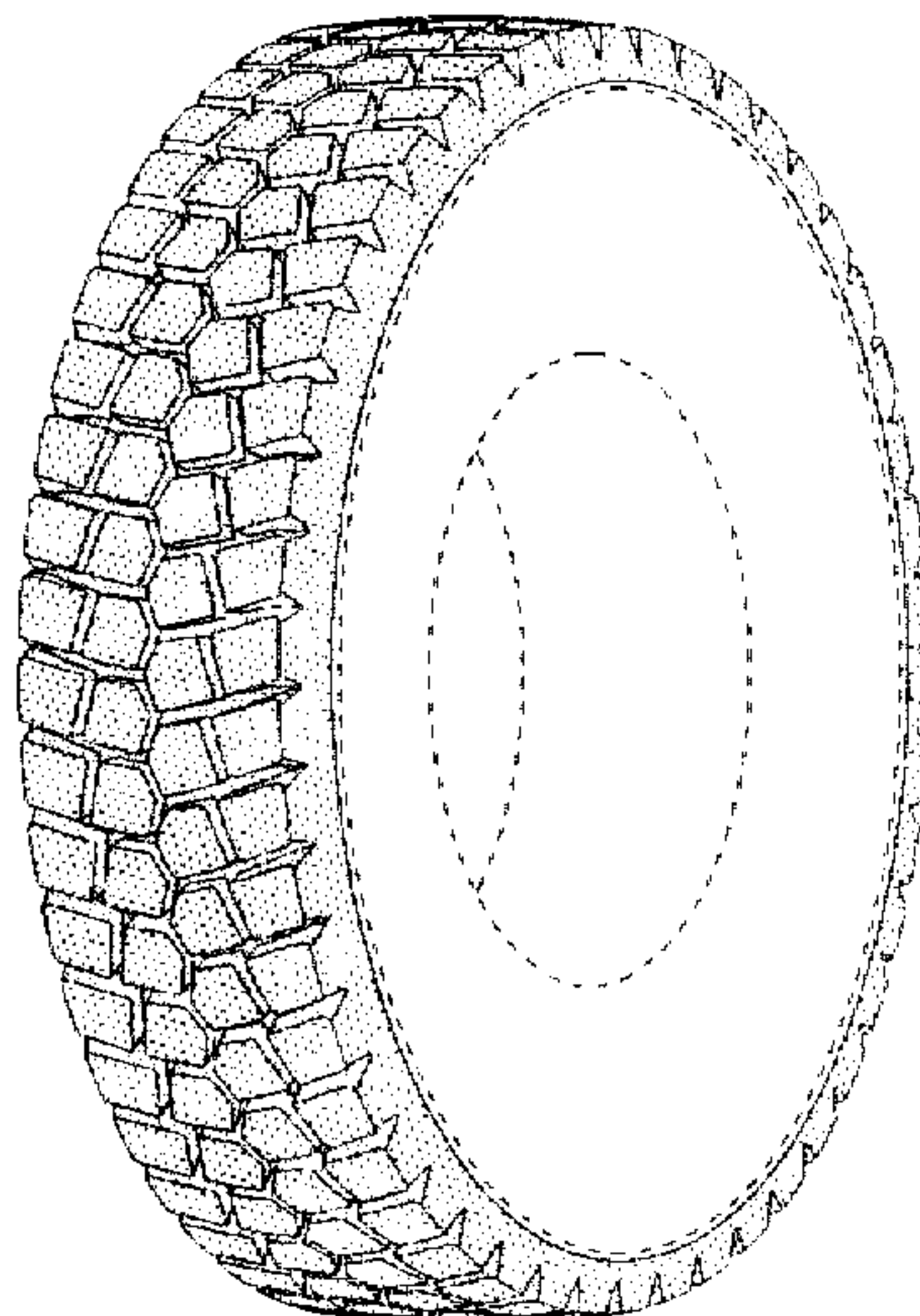
D. 91,777	3/1934	Gorsuch .	
D. 112,993	8/1939	Hardeman .	
D. 250,405	11/1978	Nyblom .....	D12/146
D. 260,872	9/1981	Wright et al. ....	D12/146
D. 265,187	6/1982	Raluy .....	D12/149
D. 268,103	3/1983	Corner .....	D12/147
D. 279,891	7/1985	German et al. ....	D12/146
D. 308,189	5/1990	Hinrichsen et al. ....	D12/147
D. 328,578	8/1992	Cormier et al. ....	D12/146
D. 330,179	10/1992	Graas .....	D12/146
D. 335,112	4/1993	Lurois .....	D12/147
D. 336,269	6/1993	Hinrichsen et al. ....	D12/147
D. 346,776	5/1994	Haas et al. ....	D12/147
5,343,914	9/1994	Wako .....	152/209 R

**OTHER PUBLICATIONS**

Monarch T/P Metric Tire, 1995 Tread Design Guide, p. 50, Jan. 1995.

Hallmark Land Rover Radial D/T Tire, 1995 Tread Design Guide, p. 95, Jan. 1995.

**1 Claim, 4 Drawing Sheets**



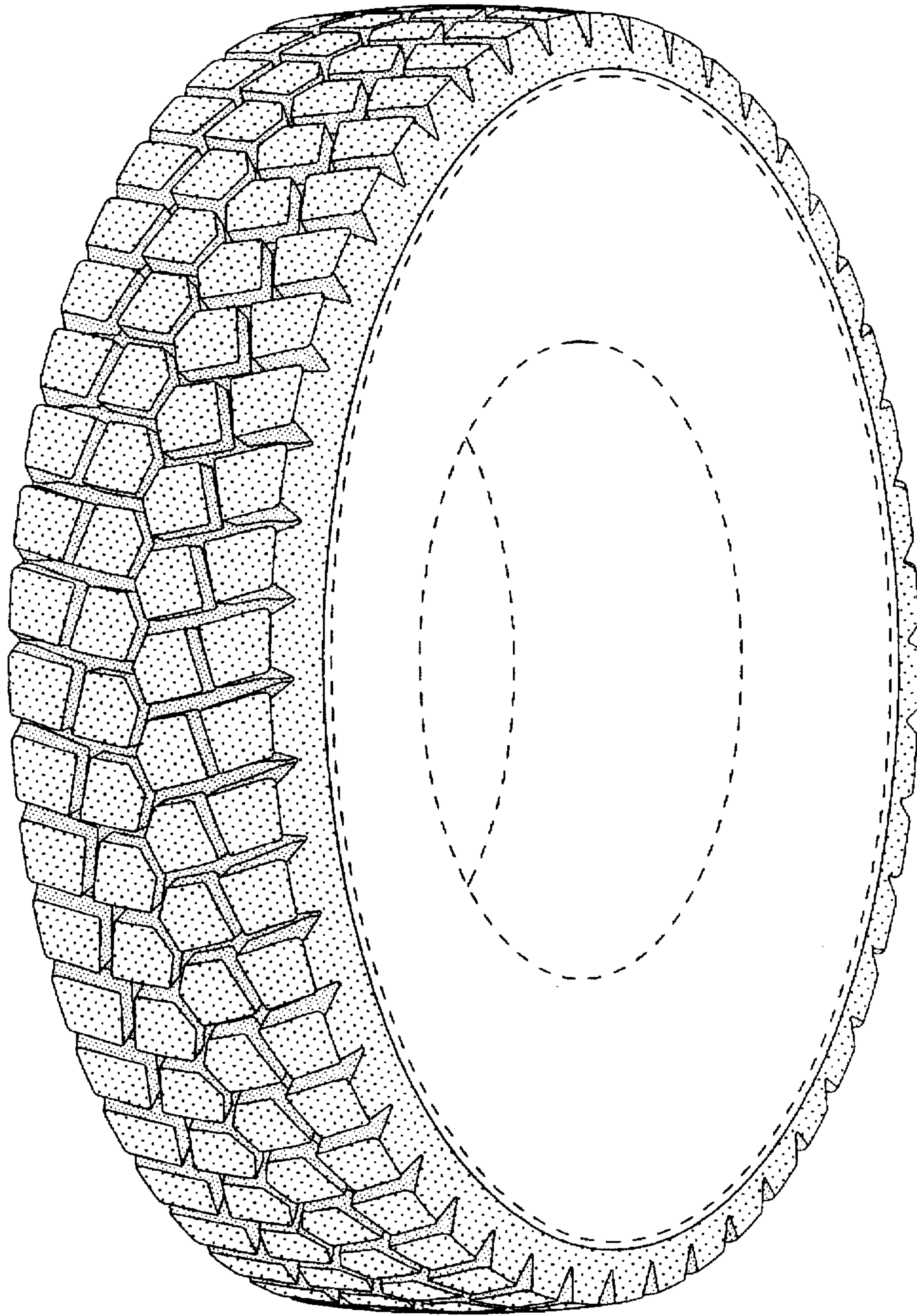


FIG-1



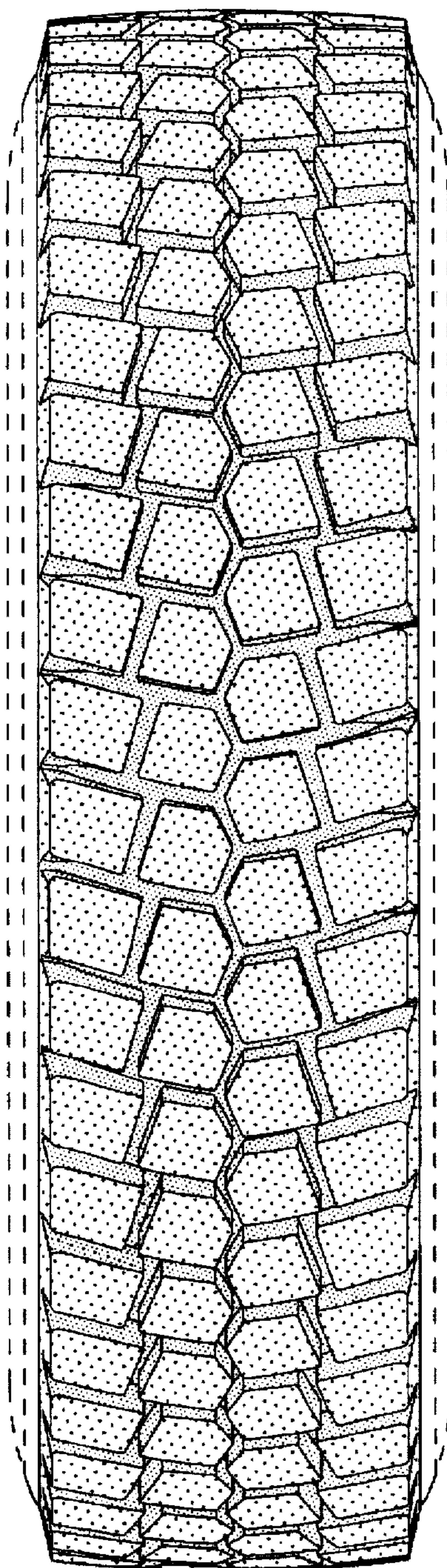


FIG-2

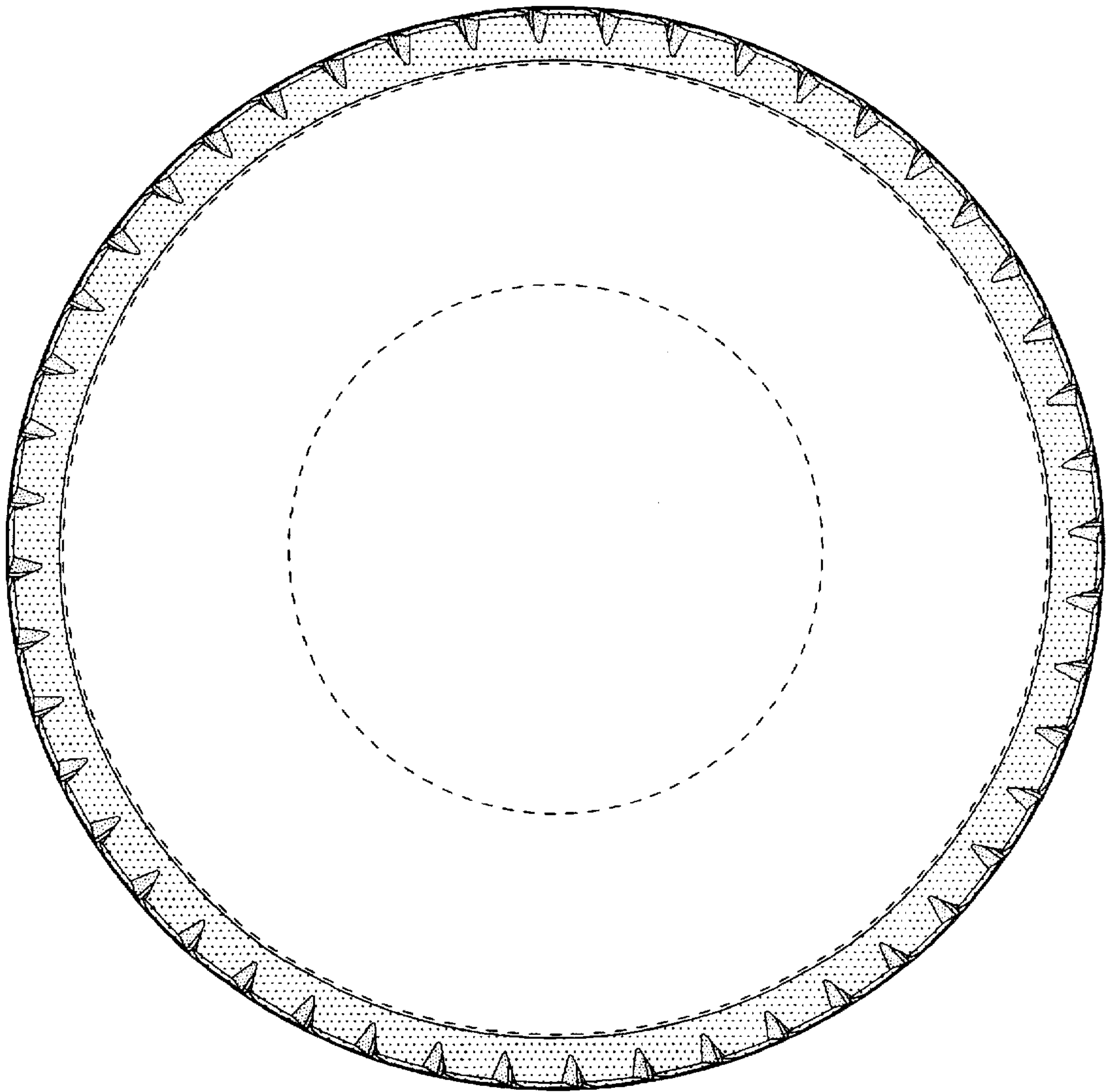


FIG-3



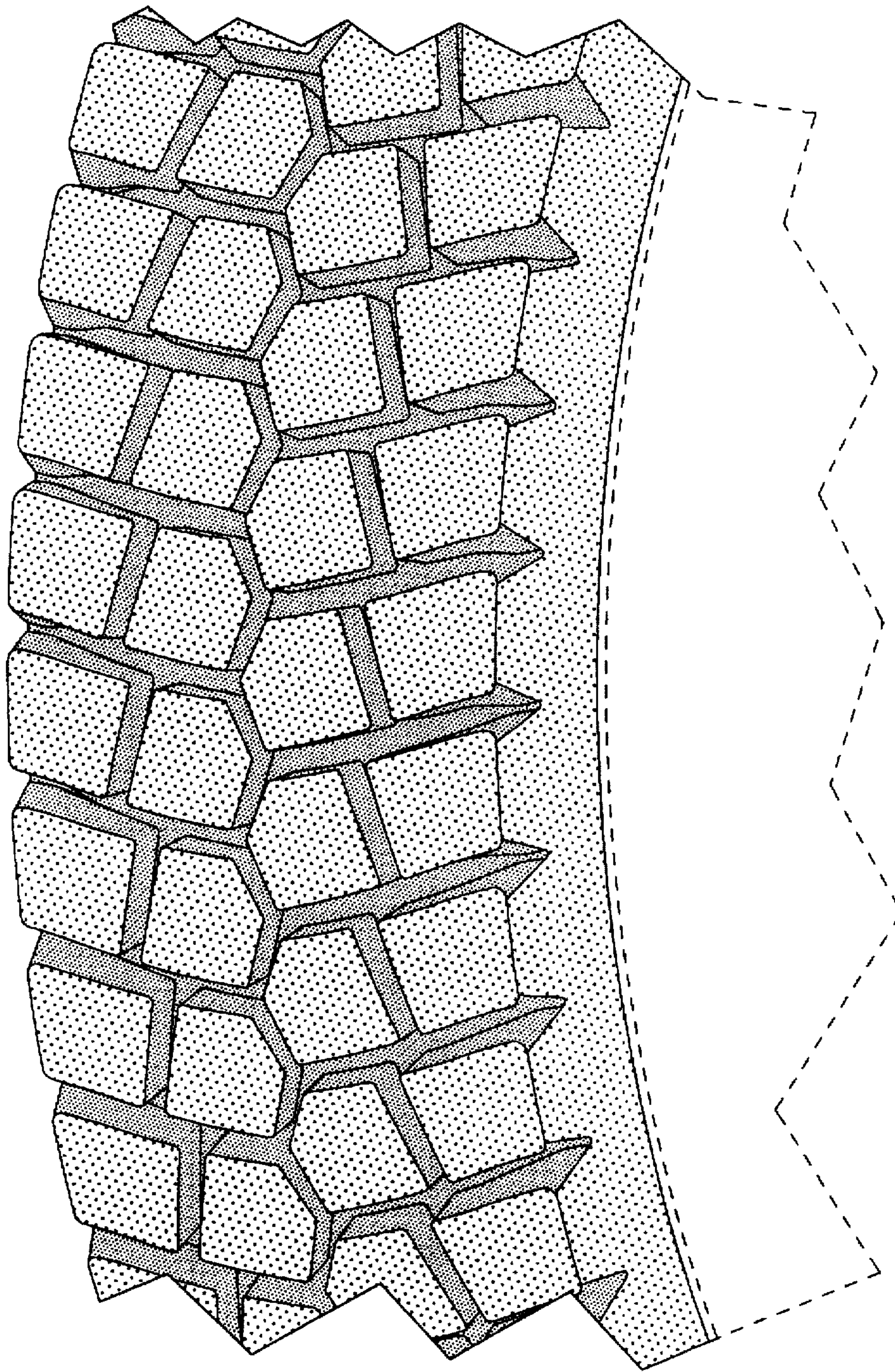


FIG-4