



US00D390789S

# United States Patent [19]

Sugita et al.

[11] Patent Number: **Des. 390,789**

[45] Date of Patent: **\*\*Feb. 17, 1998**

[54] WATCH CASE

[75] Inventors: **Shoichi Sugita; Kotaro Nakazato**, both of Wako, Japan

[73] Assignee: **Casio Computer Co., Ltd.**, Tokyo, Japan

[\*\*] Term: **14 Years**

[21] Appl. No.: **64,275**

[22] Filed: **Dec. 26, 1996**

[51] LOC (6) Cl. .... **10-02**

[52] U.S. Cl. .... **D10/30; D10/38**

[58] Field of Search ..... D10/1-40, 122-132; 368/280-282, 276-277, 28-30, 285, 239-242, 82-84, 41-44

D. 301,692	6/1989	Wakamatsu	.....	D10/38
D. 314,709	2/1991	Braun	.....	D10/30
D. 325,530	4/1992	Moriai	.....	D10/38
D. 358,998	6/1995	Subita	.....	D10/31

*Primary Examiner*—Nelson C. Holtje  
*Attorney, Agent, or Firm*—Frishauf, Holtz, Goodman, Langer & Chick

## [57] CLAIM

The ornamental design for a watch case, as shown.

## DESCRIPTION

FIG. 1 is a front elevational view of a watch case showing our new design;  
FIG. 2 is a right side elevational view thereof;  
FIG. 3 is a left side elevational view thereof;  
FIG. 4 is a top plan view thereof;  
FIG. 5 is a bottom plan view thereof;  
FIG. 6 is a rear elevational view thereof; and,  
FIG. 7 is a perspective view thereof.

## [56] References Cited

### U.S. PATENT DOCUMENTS

D. 285,662 9/1986 Kano ..... D10/39

**1 Claim, 2 Drawing Sheets**

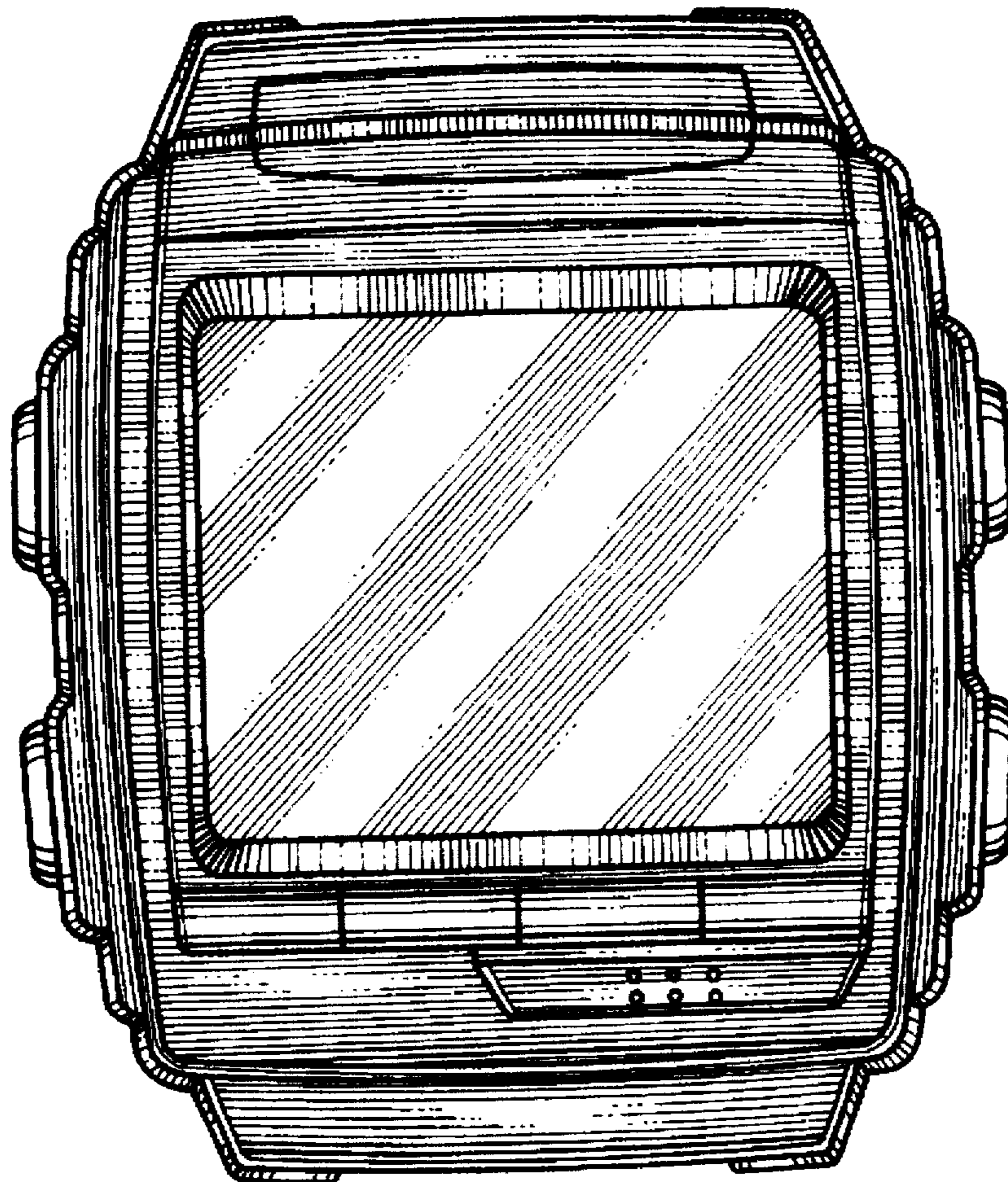


FIG. 4




FIG. 3

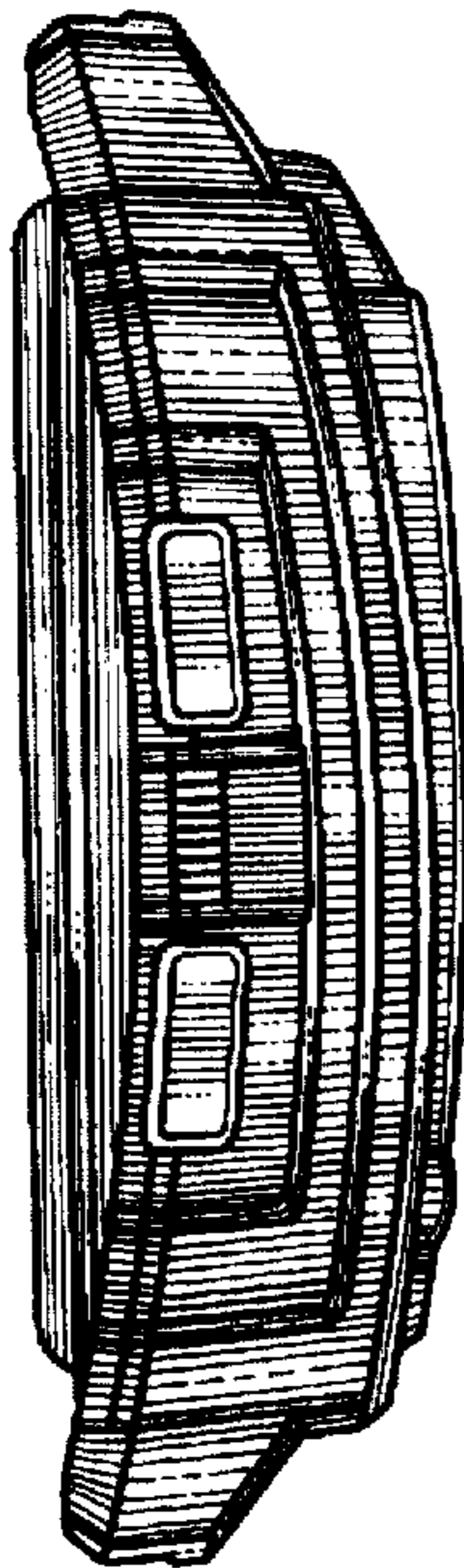


FIG. 1

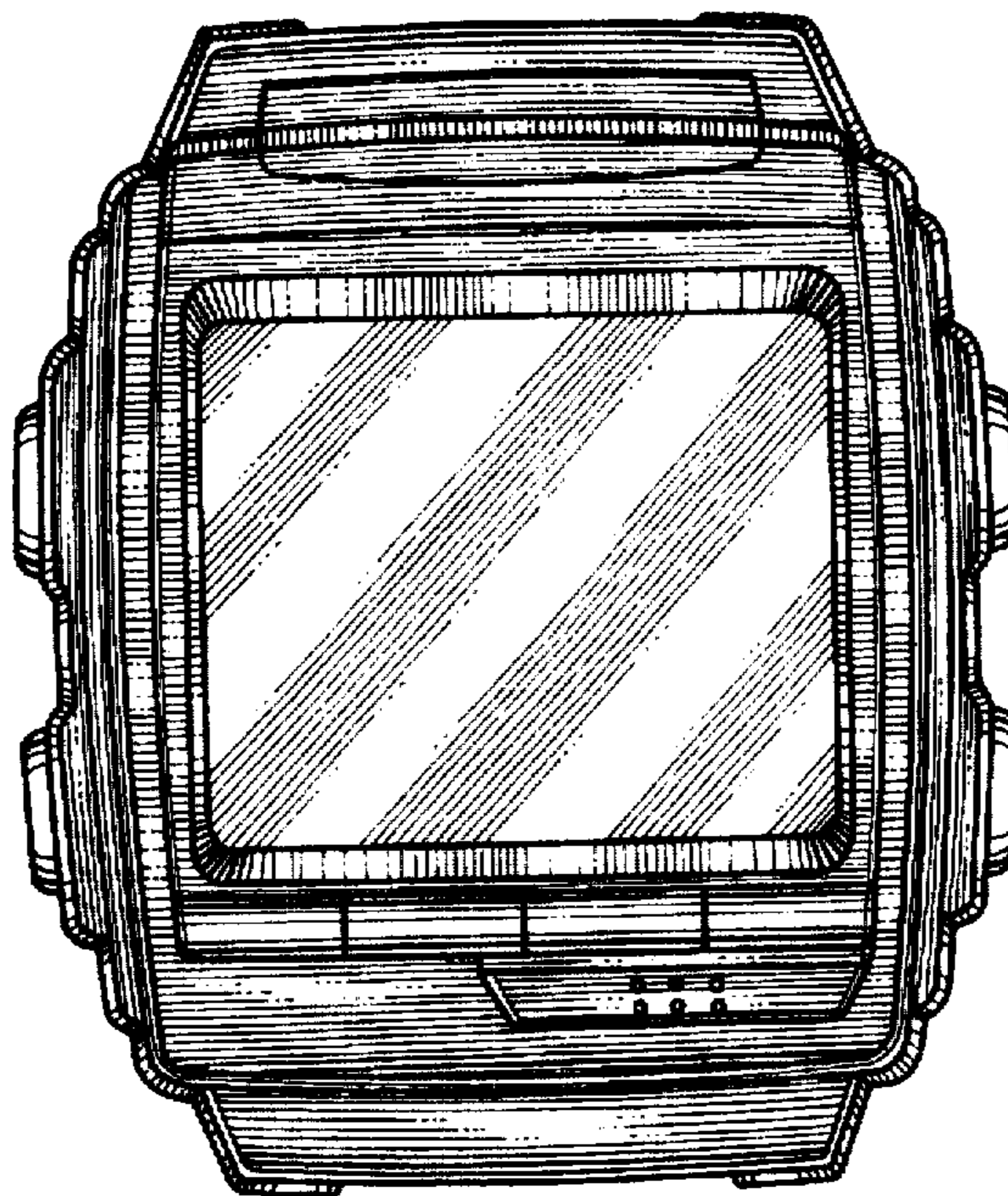


FIG. 2

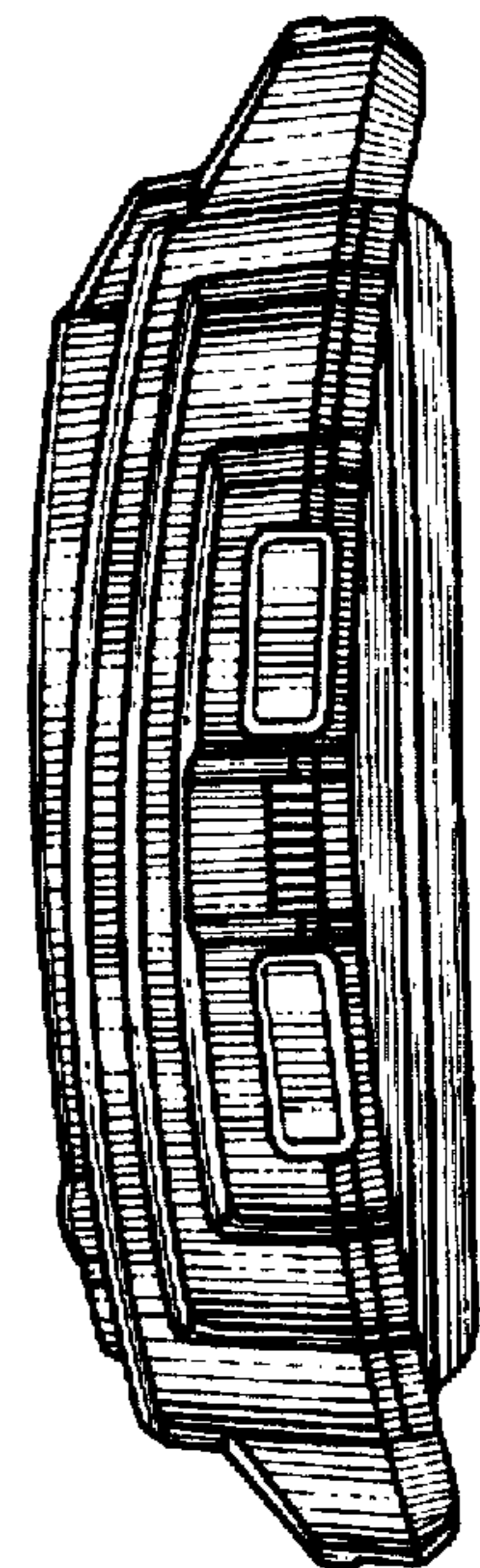


FIG. 5




FIG. 6




FIG. 7

