



US00D390785S

United States Patent [19]

Saunders et al.

[11] Patent Number: **Des. 390,785**

[45] Date of Patent: ****Feb. 17, 1998**

[54] **COMBINED BOTTLE SPOUT AND CAP**

[75] Inventors: **Craig M. Saunders**, Rocky River;
Robert Lee Dorsey, Columbia Station,
both of Ohio; **Mark K. Watkins**,
Sidney, N.Y.; **Steve Wunder**, Mayville,
N.J.

[73] Assignee: **Elmer's Products, Inc.**, Columbus,
Ohio

[**] Term: **14 Years**

[21] Appl. No.: **59,284**

[22] Filed: **Sep. 6, 1996**

[51] LOC (6) Cl. **09-01**

[52] U.S. Cl. **D9/523; D9/526; D9/540;**
D9/556

[58] Field of Search **D9/523, 526, 529,**
D9/556, 537, 538, 540, 525; 215/382, 383,
384; 222/206, 212, 213, 546, 567, 568,
570

[56] **References Cited**

U.S. PATENT DOCUMENTS

D. 54,983 4/1920 Gatchell **D9/523 X**

D. 223,804 6/1972 Kusek **D9/556**
D. 293,889 1/1988 Proctor **D9/523 X**
3,133,310 5/1964 Yorker et al. **222/546**
4,184,615 1/1980 Wright **222/212 X**

Primary Examiner—Lucy Lieberman
Attorney, Agent, or Firm—Watson Cole Stevens Davis
P.L.L.C.

[57] **CLAIM**

The ornamental design for a combined bottle, spout and cap,
as shown and described.

DESCRIPTION

FIG. 1 is a front elevation of our new design for a combined
bottle, spout and cap; the rear elevation is a mirror image
thereof;

FIG. 2 is a right side elevation thereof;

FIG. 3 is a left side elevational thereof;

FIG. 4 is a top view thereof;

FIG. 5 is a bottom view thereof; and,

FIG. 6 is a fragmentary rear elevation showing the cap in an
exploded condition, the front elevation is a mirror image
thereto.

1 Claim, 1 Drawing Sheet

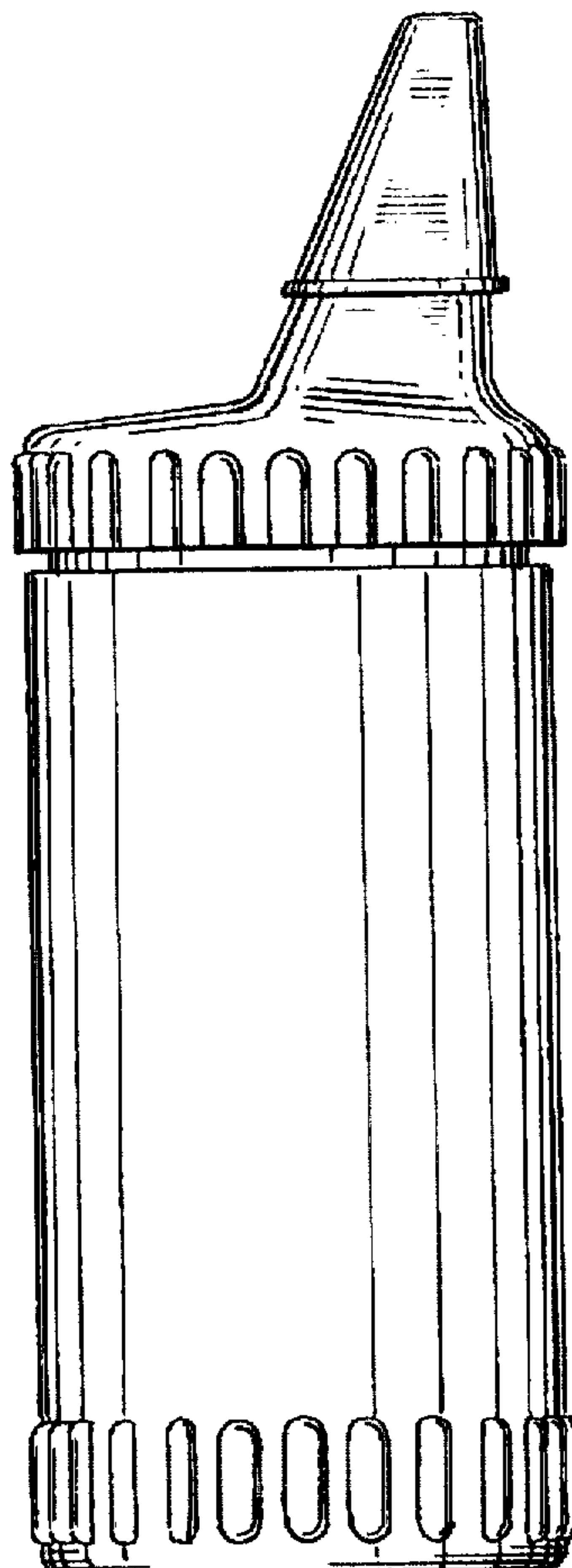


FIG. 1




FIG. 2




FIG. 3

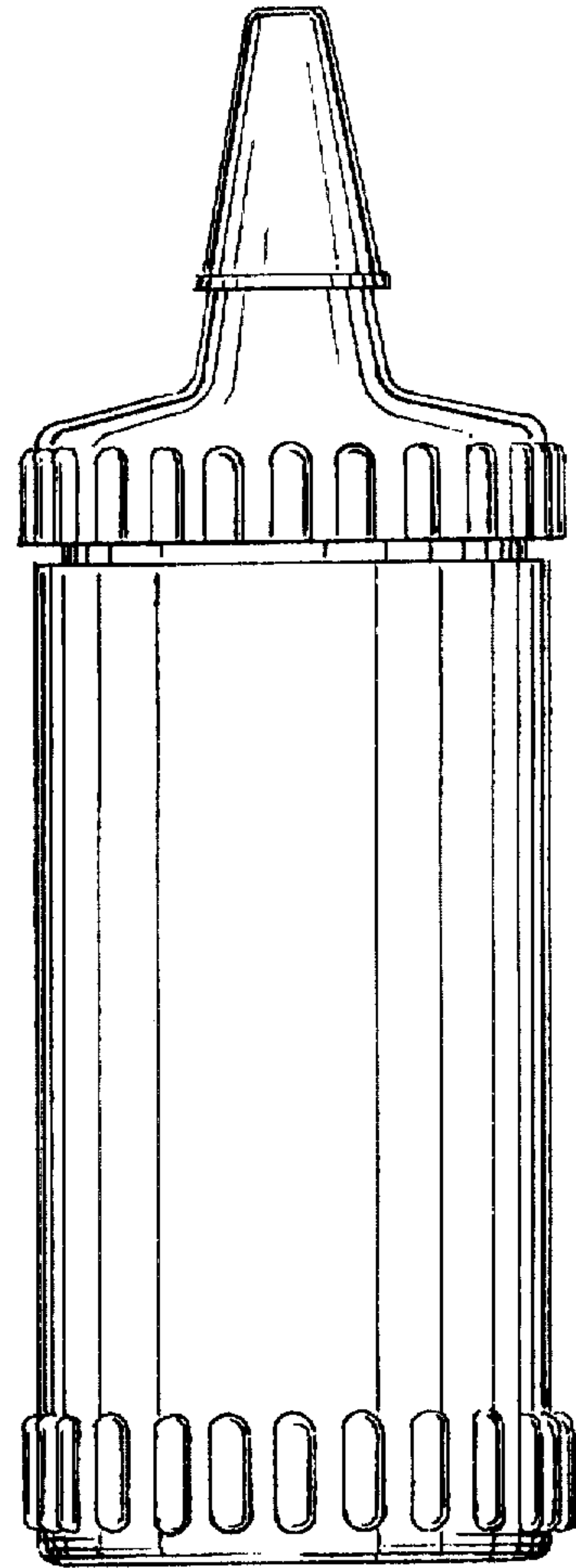


FIG. 4

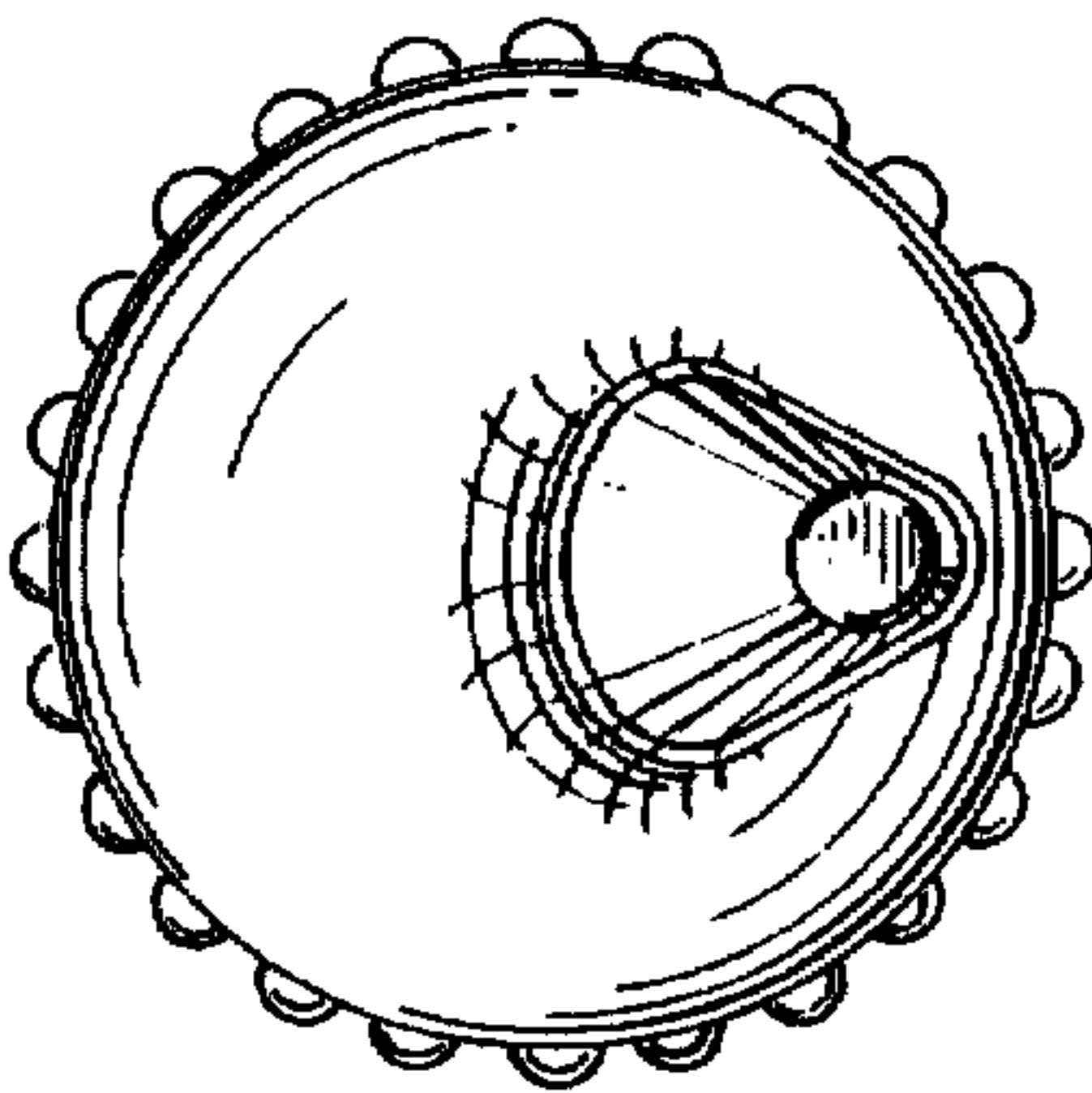


FIG. 5





FIG. 6

