



US00D390773S

United States Patent [19]
Harrington, Jr.

[11] **Patent Number: Des. 390,773**
[45] **Date of Patent: **Feb. 17, 1998**

[54] **SHOWER CURTAIN HOLE
REINFORCEMENT RING**

2,316,337 4/1943 Kenney 160/330
2,855,040 10/1958 Gaines 160/330

[76] **Inventor: Matthew R. Harrington, Jr., 77
Woodland Ave., Thorofare, N.J. 08086**

Primary Examiner—Holly Baynham

[**] **Term: 14 Years**

[57] **CLAIM**

The ornamental design for a shower curtain hole reinforcement ring, as shown.

[21] **Appl. No.: 58,340**

DESCRIPTION

[22] **Filed: Aug. 12, 1996**

[51] **LOC (6) Cl. 08-05**

[52] **U.S. Cl. D8/349**

[58] **Field of Search D8/349, 356, 373,
D8/367; 160/330; 428/63**

FIG. 1 is a front plan view of the shower curtain hole reinforcement ring of the present invention;
FIG. 2 is a rear plan view of the shower curtain hole reinforcement ring of FIG. 1;
FIG. 3 is a right side plan view of the shower curtain hole reinforcement ring of FIG. 1;
FIG. 4 is a left side plan view of the shower curtain hole reinforcement ring of FIG. 1;
FIG. 5 is a top plan view of the shower curtain hole reinforcement ring of FIG. 1; and,
FIG. 6 is a bottom plan view of the shower curtain hole reinforcement ring of FIG. 1.

[56] **References Cited**

U.S. PATENT DOCUMENTS

D. 48,618 2/1916 Stimpson D8/367
D. 50,433 3/1917 Stimpson D8/367
D. 74,357 2/1928 Crawford D8/367

1 Claim, 3 Drawing Sheets






Fig. 3




Fig. 1

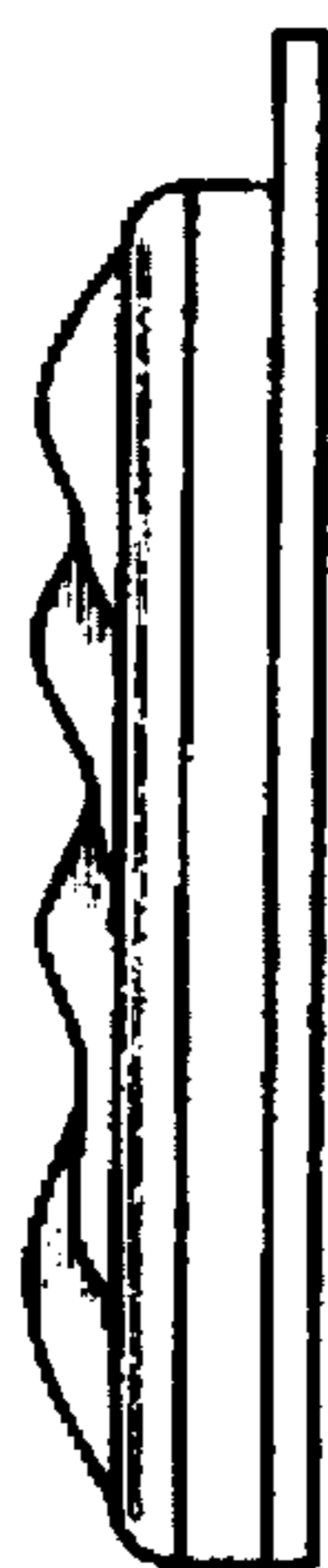


Fig. 4

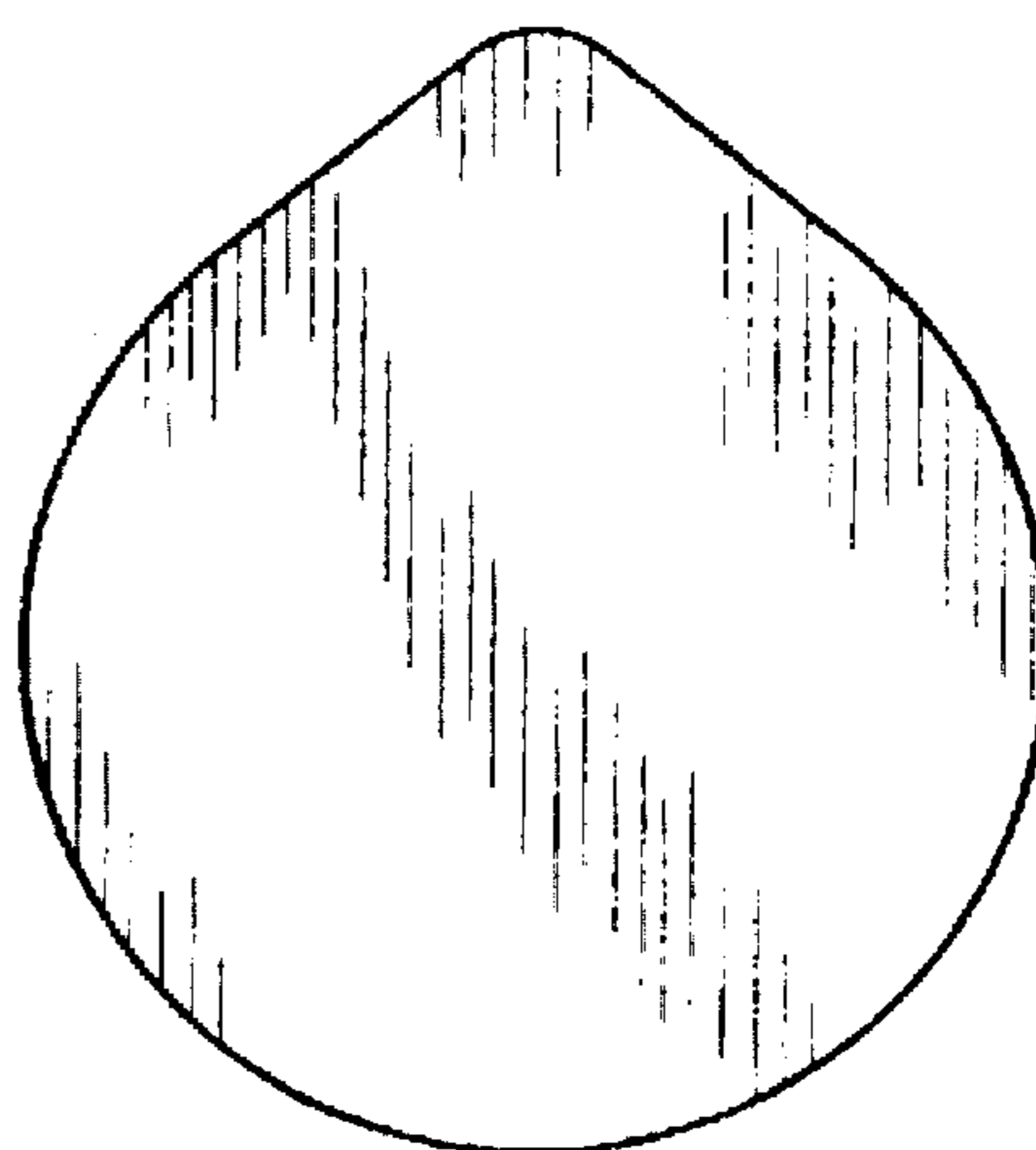


Fig. 2



Fig. 5




Fig. 6