



US00D390767S

United States Patent [19]
Scales, III

[11] **Patent Number: Des. 390,767**
[45] **Date of Patent: **Feb. 17, 1998**

[54] **HAND SAW BLADE COVER**

[76] **Inventor: Elwood Scales, III, 109G Roane Dr., Hampton, Va. 23669**

[**] **Term: 14 Years**

[21] **Appl. No.: 46,561**

[22] **Filed: Oct. 3, 1995**

[51] **LOC (6) Cl. 08-03**

[52] **U.S. Cl. D8/95; D3/220**

[58] **Field of Search D8/95, 96, 97; D3/228, 220; 30/504, 514, 502**

[56] **References Cited**

U.S. PATENT DOCUMENTS

292,369	1/1884	Schluchtner .	
757,740	4/1904	Happe	30/504
2,439,568	4/1948	Hall	30/504
2,792,163	5/1957	Kidwell	30/504
2,954,118	9/1960	Anderson	30/504
3,042,087	7/1962	Otoupalik	143/32
4,305,442	12/1981	Currie	145/35
4,920,652	5/1990	Johnson	30/504
5,055,334	10/1991	Lechugs	428/99
5,188,877	2/1993	Magaro	428/80
5,318,821	6/1994	Bradley, Jr.	428/100

Primary Examiner—Philip S. Hyder
Attorney, Agent, or Firm—H. Stanley Muir, III

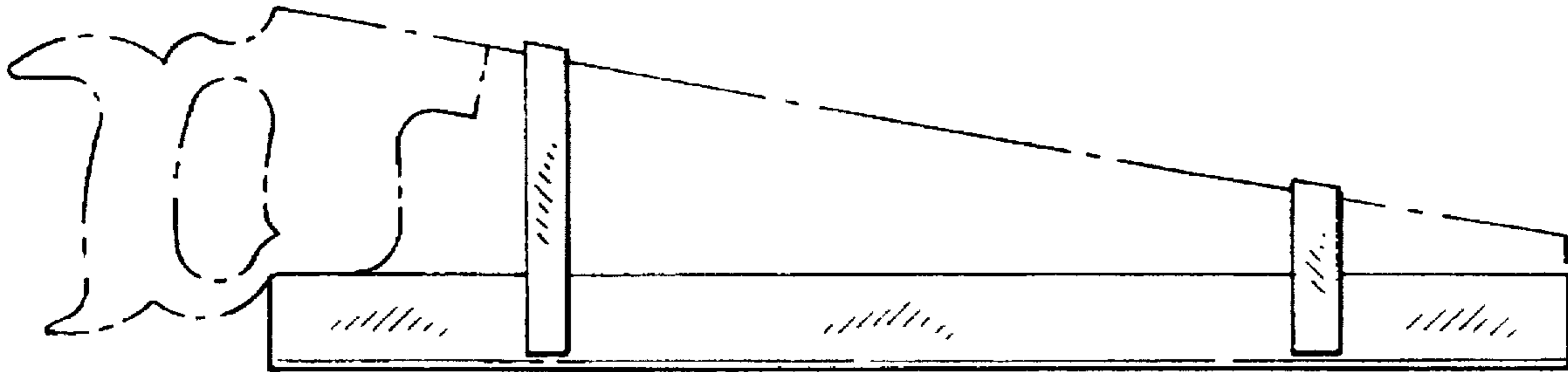
[57] **CLAIM**

The ornamental design for a hand saw blade cover, as shown and described.

DESCRIPTION

FIG. 1 is a front view of a hand saw blade cover showing my new design;
 FIG. 2 is a back view thereof;
 FIG. 3 is a top view thereof;
 FIG. 4 is a bottom view thereof;
 FIG. 5 is a left side view thereof;
 FIG. 6 is a right side view thereof;
 FIG. 7 is a top view of the hand saw blade cover off the saw, opened and laid out flat;
 FIG. 8 is a bottom view of the hand saw blade cover off the saw opened and laid out flat;
 FIG. 9 is a front view of a second embodiment of my new design;
 FIG. 10 is a back view thereof;
 FIG. 11 is a top view thereof;
 FIG. 12 is a bottom view thereof;
 FIG. 13 is a left side view thereof;
 FIG. 14 is a right side view thereof;
 FIG. 15 is a top view of the second embodiment off the saw, opened and laid out flat; and,
 FIG. 16 is a bottom view of the second embodiment off the saw, opened and laid out flat.
 The broken showings of the saw are for illustrative purposes only and form no part of the claimed design.

1 Claim, 4 Drawing Sheets



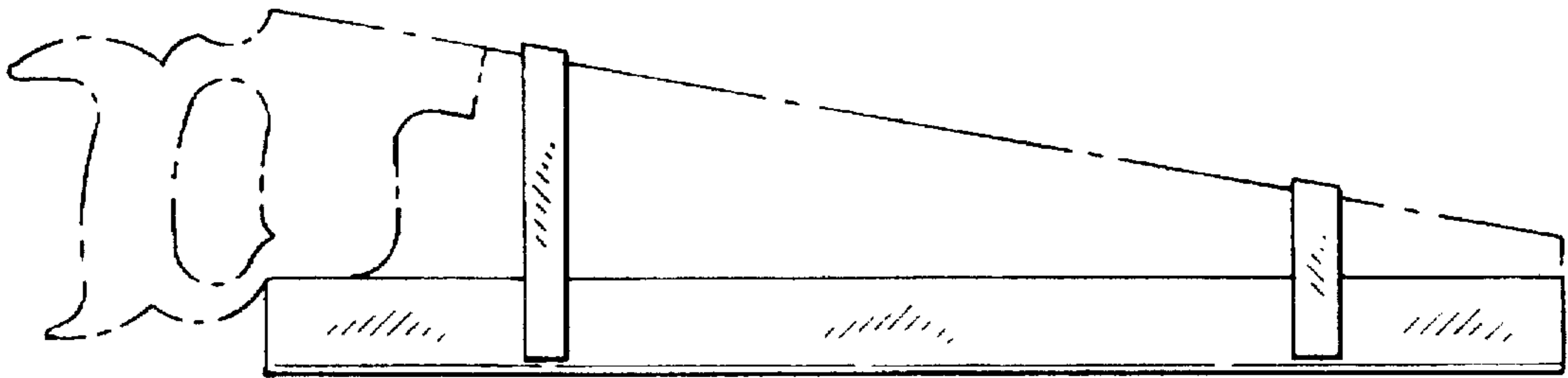


FIG. 1

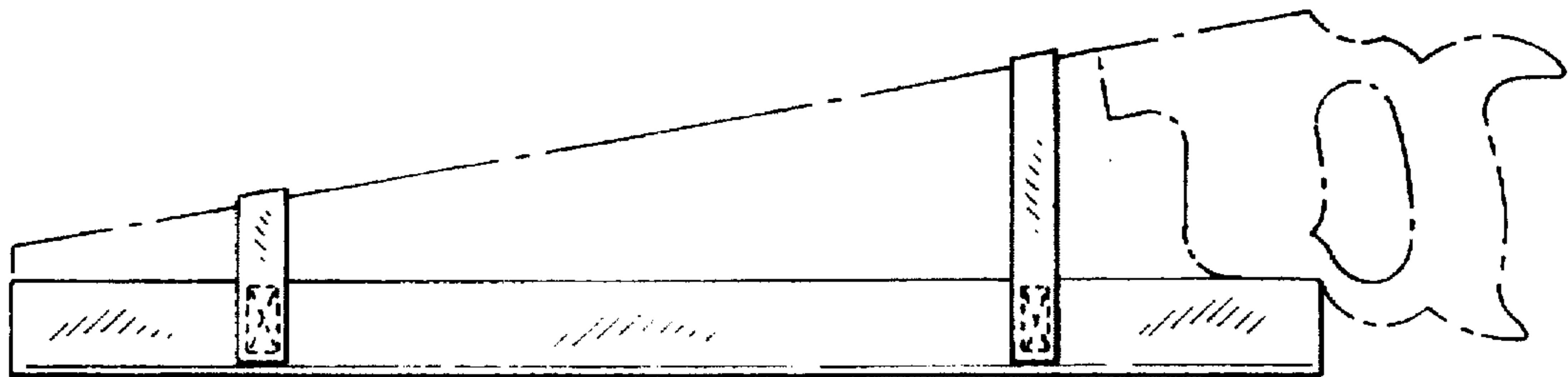


FIG. 2



FIG. 3

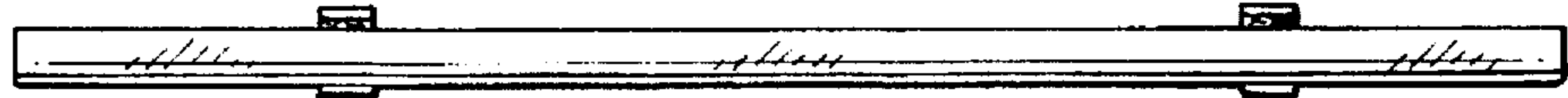


FIG. 4



FIG. 5



FIG. 6

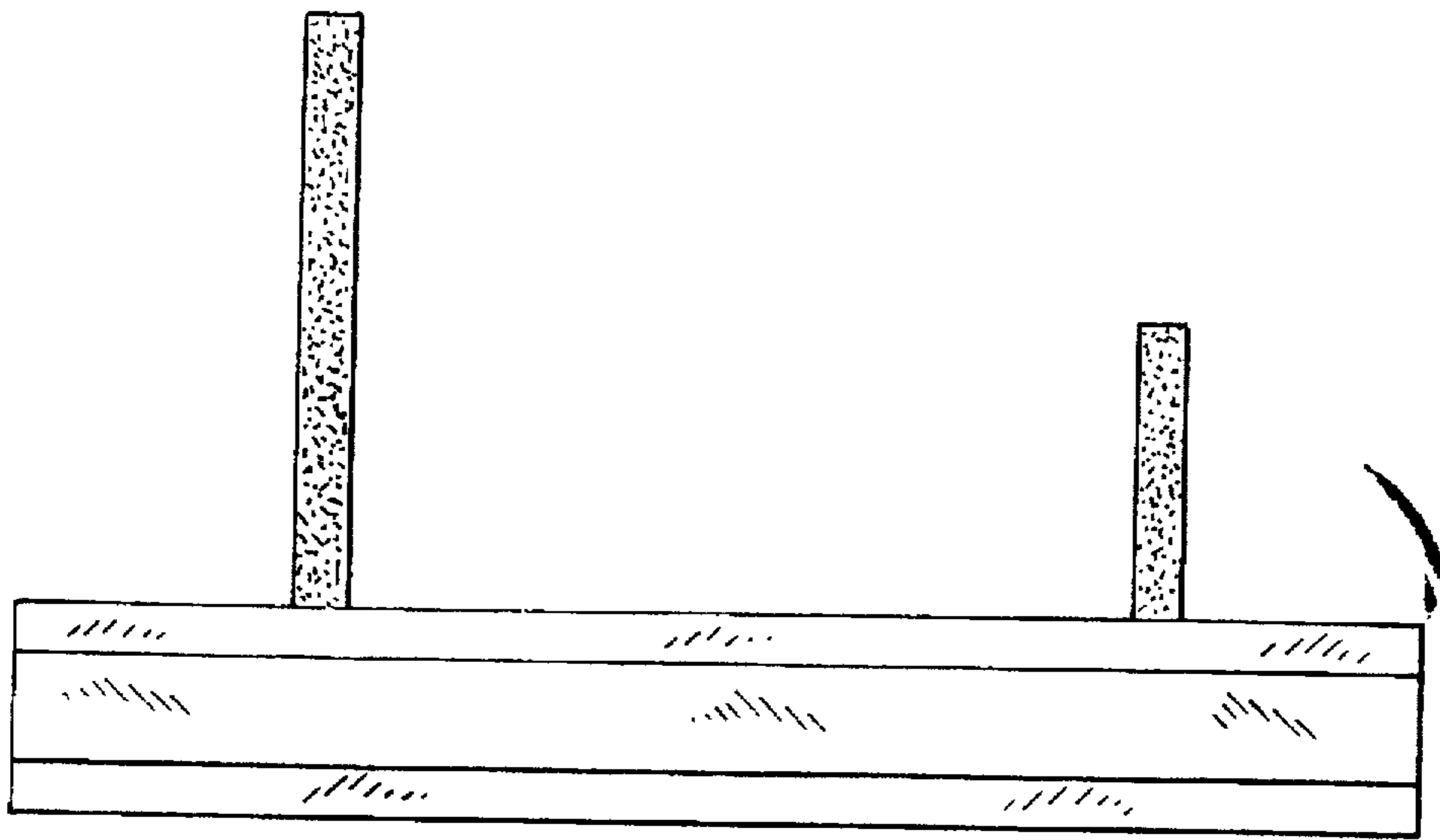


FIG. 7

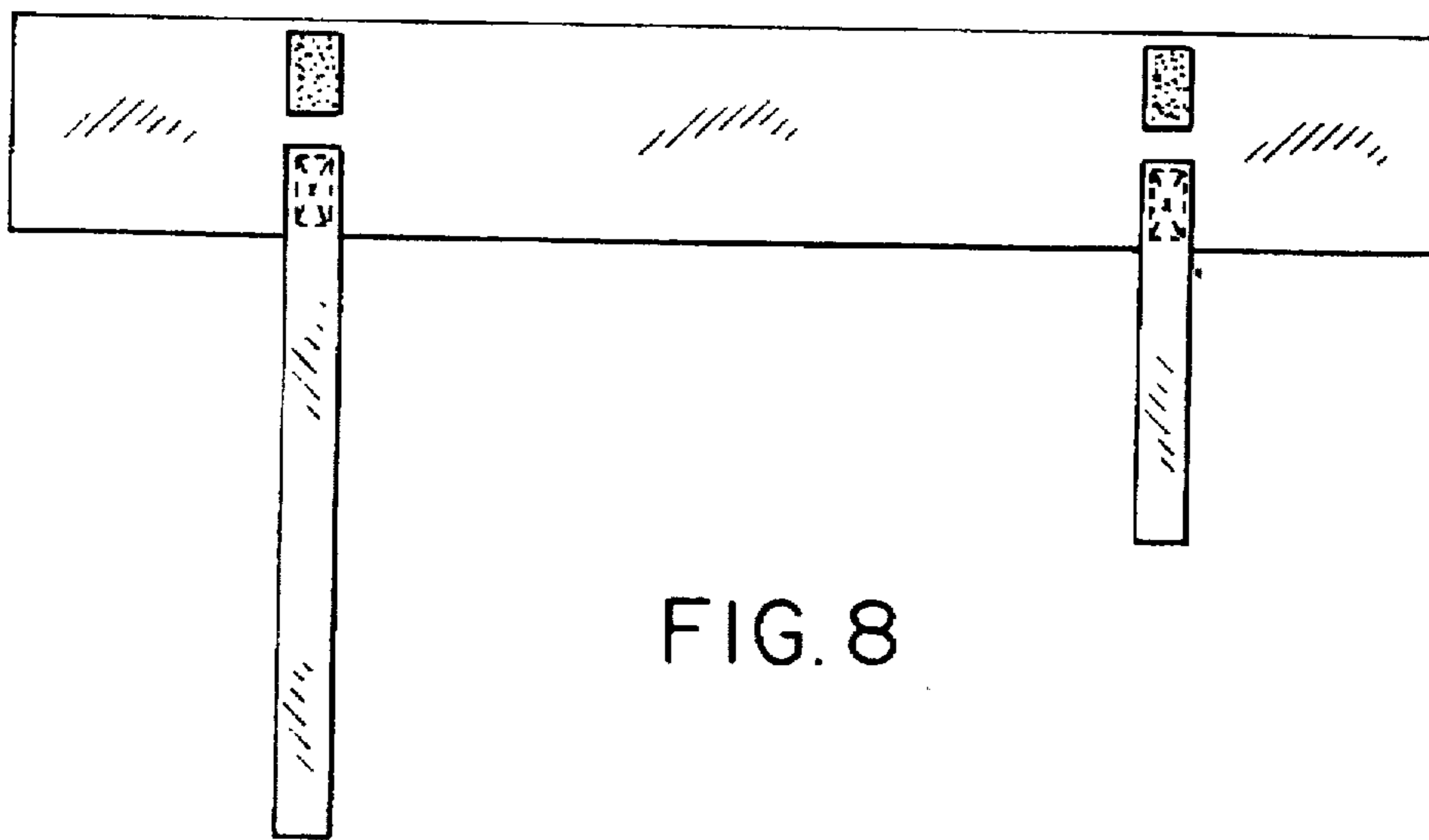


FIG. 8




FIG. 9




FIG. 10




FIG. 11




FIG. 12



FIG. 13



FIG. 14

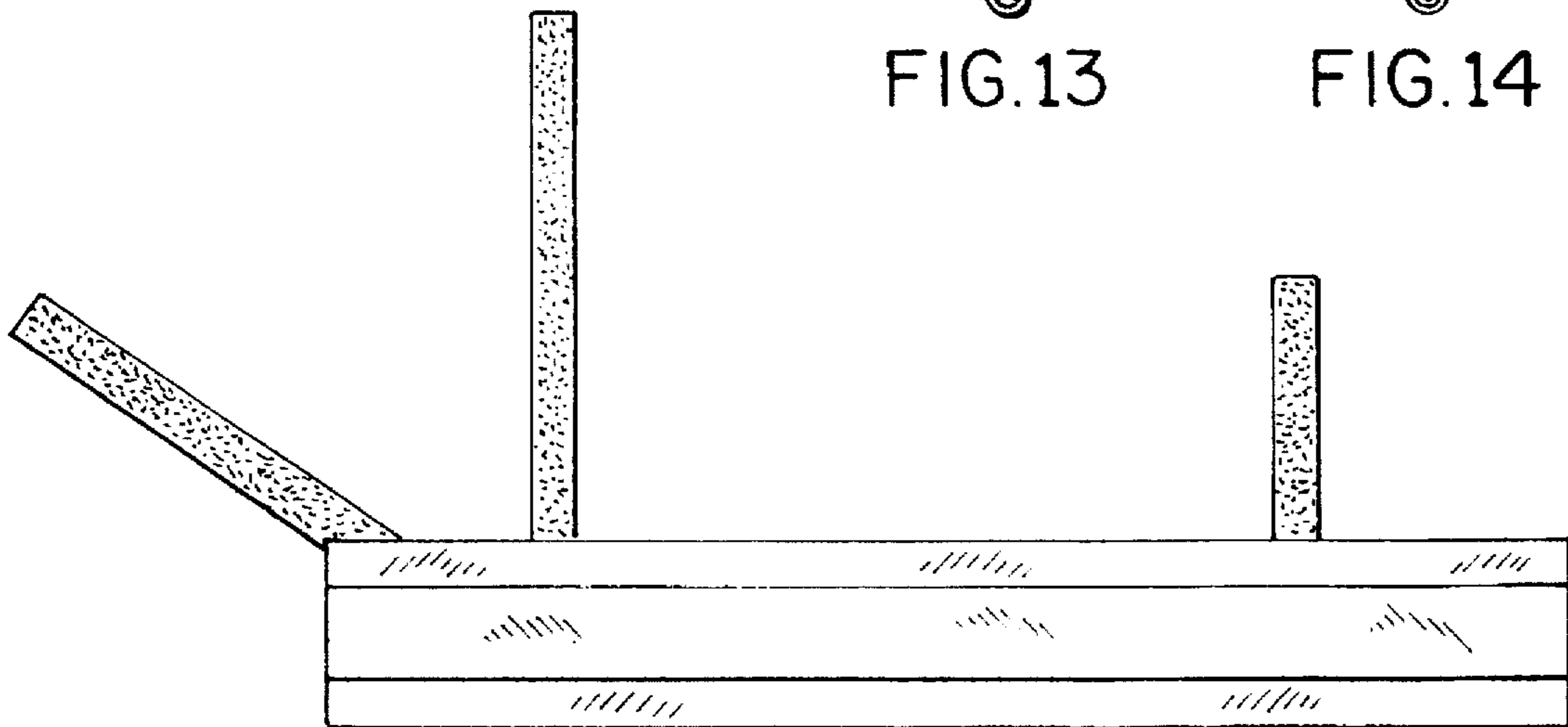


FIG. 15

