



US00D390759S

United States Patent [19] Grady

[11] Patent Number: **Des. 390,759**
[45] Date of Patent: ****Feb. 17, 1998**

[54] **PLANT SUPPORT**

[76] Inventor: **Robert A. Grady, 512 E. 8th St.,
Richmond, Va. 23224**

[**] Term: **14 Years**

[21] Appl. No.: **49,785**

[22] Filed: **Jan. 31, 1996**

[51] LOC (6) Cl. **08-01**

[52] U.S. Cl. **D8/1**

[58] Field of Search **D8/1; 47/47, 45 R;
52/730.2**

[56] **References Cited**

U.S. PATENT DOCUMENTS

D. 22,206	2/1893	Smith	D8/1
1,018,157	2/1912	Black, Jr. . . .	
1,790,259	1/1931	Bush .	
2,024,546	12/1935	Starkey .	
3,174,255	3/1965	Knell .	
3,212,953	10/1965	Grunder .	
4,627,998	12/1986	Akihama et al. .	
4,785,576	11/1988	Morgan .	
5,048,231	9/1991	Brown .	
5,276,996	1/1994	Lee .	

FOREIGN PATENT DOCUMENTS

2289693	7/1976	France	52/730.2
2597137	10/1987	France .	

Primary Examiner—Holly Baynham
Attorney, Agent, or Firm—Schlesinger, Arkwright & Garvey LLP

[57] **CLAIM**

The ornamental design for the plant support, as shown and described.

DESCRIPTION

FIG. 1 is a front, top perspective view of a plant support showing my new design;

FIG. 2 is an inverted, bottom perspective view of the plant support according to the preferred embodiment of FIG. 1;

FIG. 3 is a front, top perspective view of a second embodiment of the design shown in FIG. 1;

FIG. 4 is an inverted bottom perspective view of the plant support according to the preferred embodiment of FIG. 3;

FIG. 5 is a left side view of a third embodiment of the design shown in FIG. 1 with the right side being a mirror image;

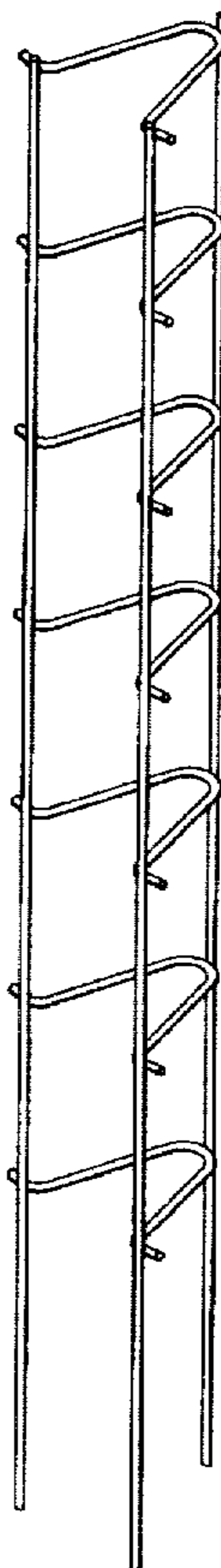
FIG. 6 is a rear view;

FIG. 7 is a front view; and,

FIG. 8 is a top plan view with the bottom being a mirror image.

The plant support is shown broken away in FIGS. 5-7 to indicate indeterminate length.

1 Claim, 2 Drawing Sheets



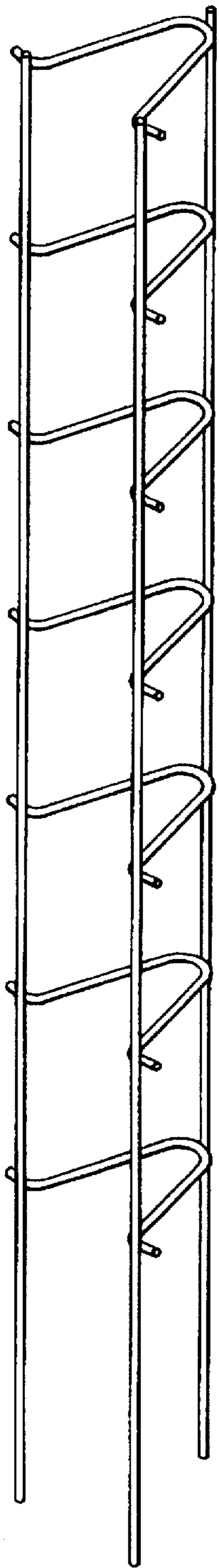


FIG. 1

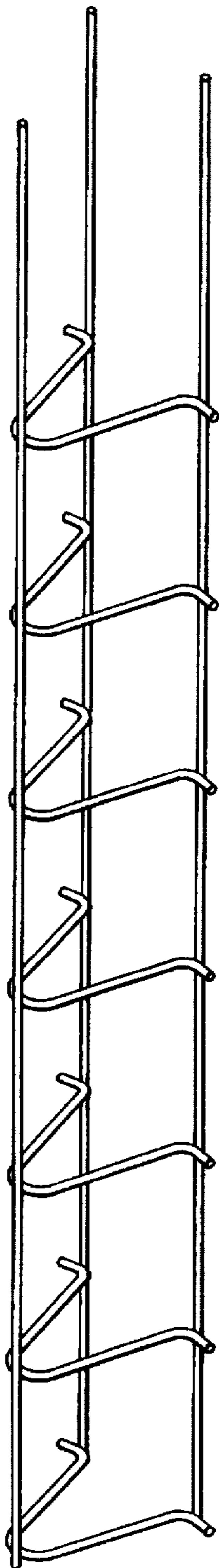


FIG. 2

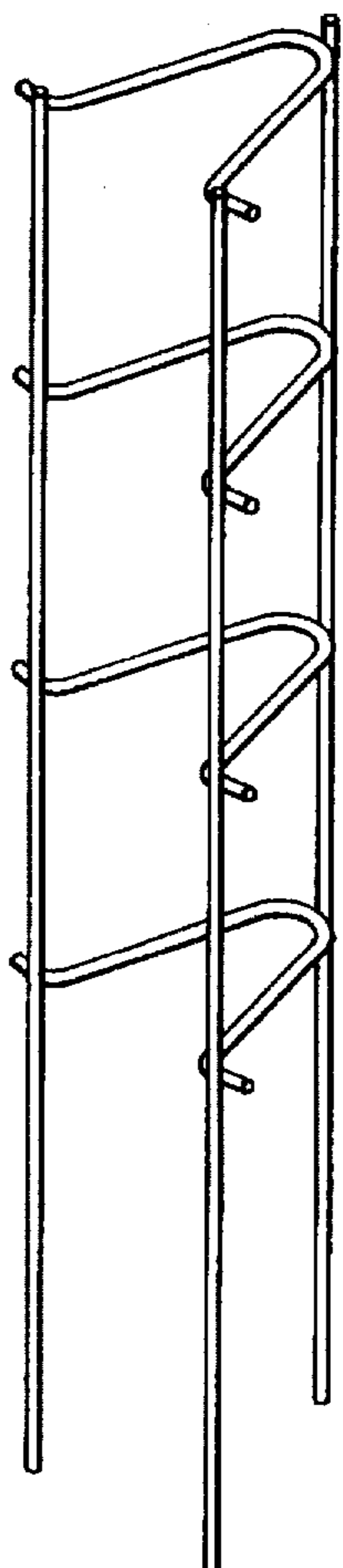


FIG. 3

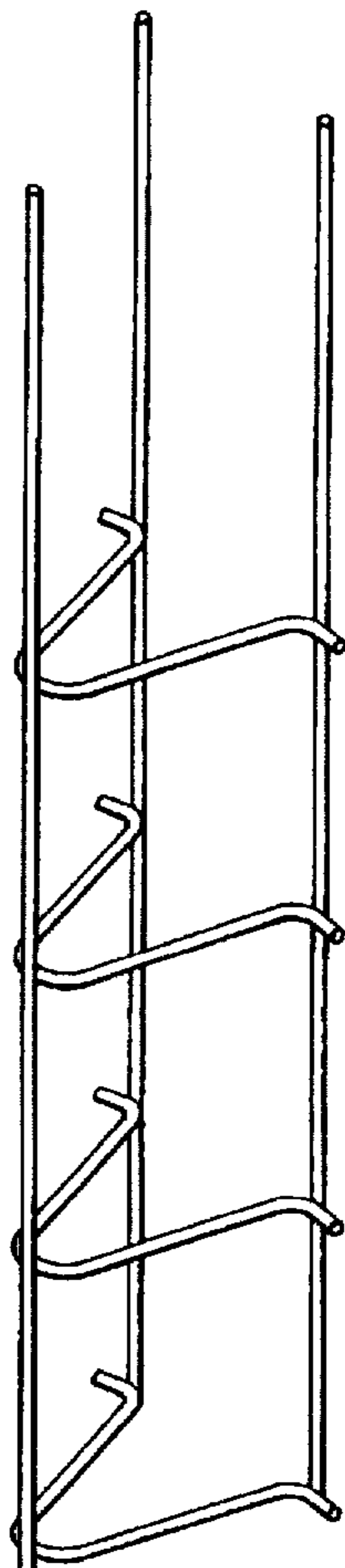


FIG. 4

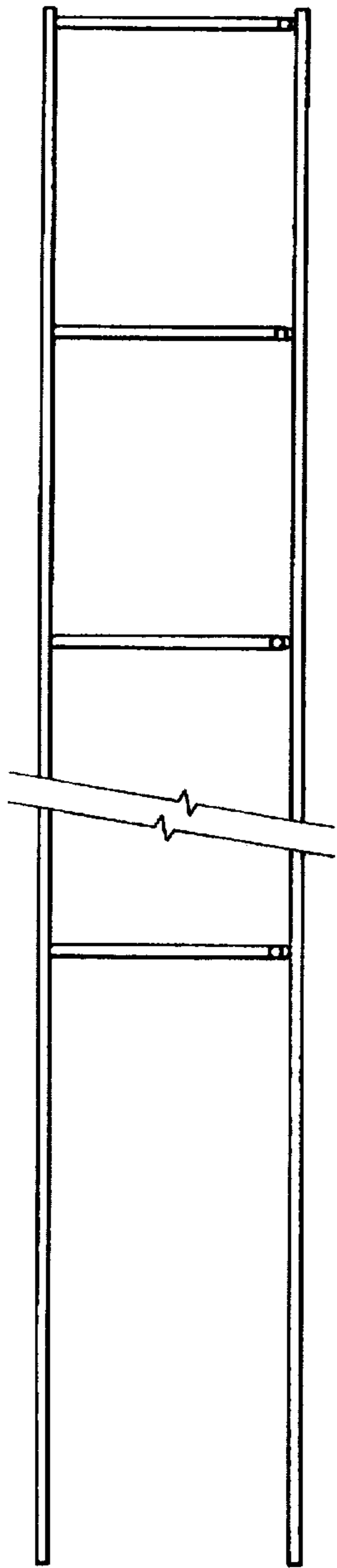


FIG. 5

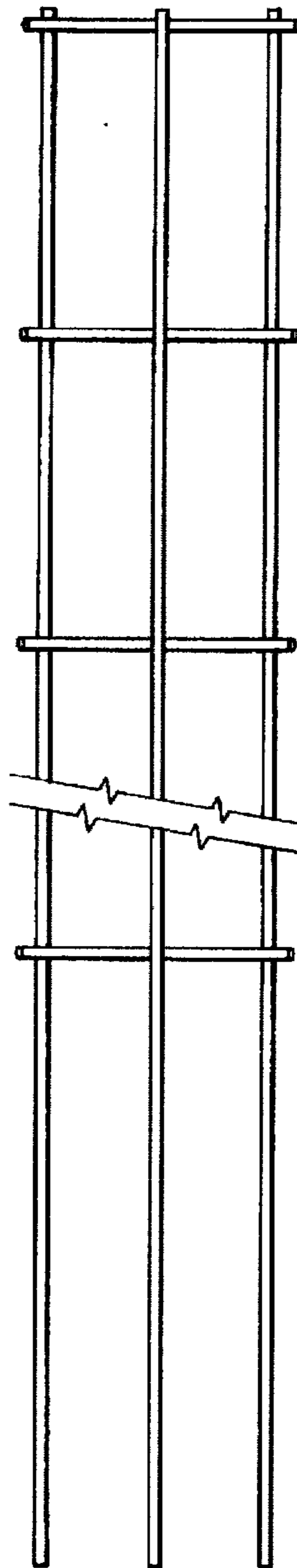


FIG. 6

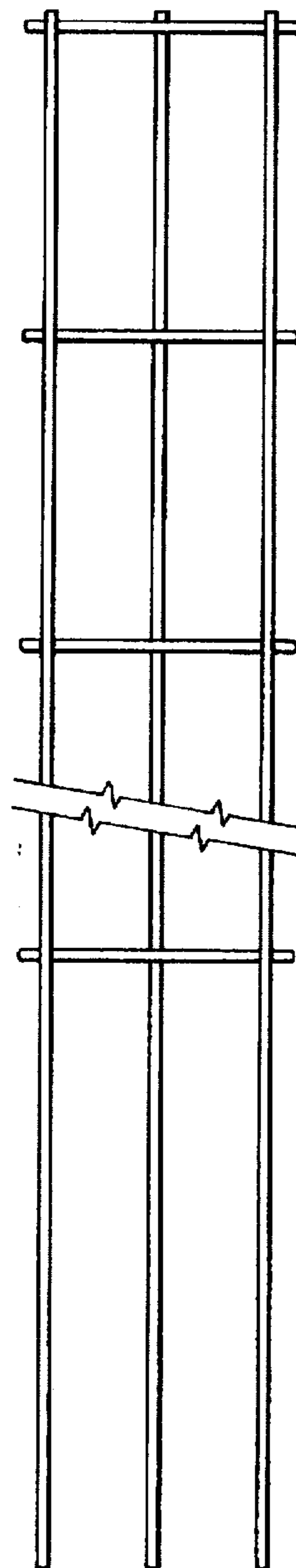


FIG. 7

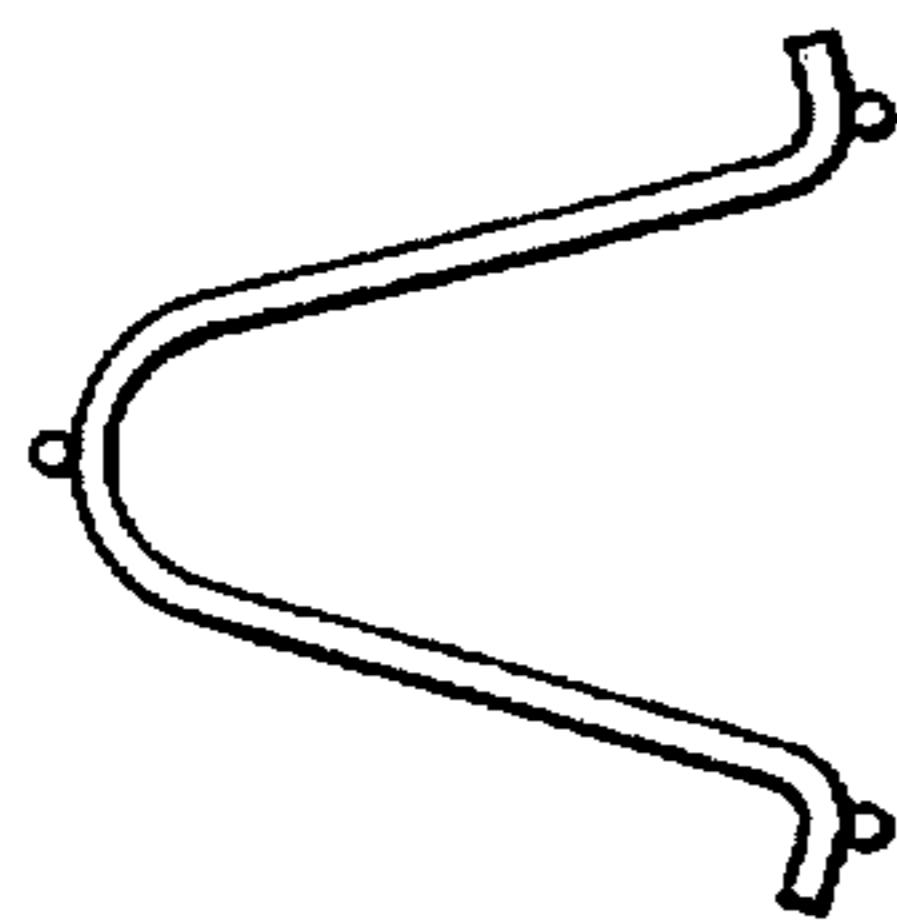


FIG. 8