



US00D390746S

United States Patent [19]

[11] Patent Number: **Des. 390,746**

Hippen et al.

[45] Date of Patent: ****Feb. 17, 1998**

[54] **FOOD PROCESSOR**

[75] Inventors: **Jan Hippen**, Portland, Oreg.; **Julius Lucaci**, Wheeling, Ill.; **Angelika I. Schubert-Belle**, Portland, Oreg.

[73] Assignee: **Black & Decker Inc.**, Newark, Del.

[**] Term: **14 Years**

[21] Appl. No.: **62,855**

[22] Filed: **Nov. 29, 1996**

[51] LOC (6) Cl. **31-00**

[52] U.S. Cl. **D7/384**

[58] Field of Search D7/376, 384, 386, D7/412, 413, 415; 241/37.5, 92, 93, 101.1, 199.12, 282.1, 282.2; 366/129, 130, 197, 199, 204, 205, 314

[56] **References Cited**

U.S. PATENT DOCUMENTS

D. 251,231	3/1979	Hashimoto	D7/384
D. 254,161	2/1980	Verdun	D7/384
D. 255,758	7/1980	Steinkamp et al.	D7/384
D. 256,087	7/1980	Minami	D7/384
D. 287,327	12/1986	Cavalli	D7/384
D. 293,071	12/1987	Kim	D7/384

D. 324,322	3/1992	Barrault	D7/384
D. 327,806	7/1992	Fleche	D7/384
D. 347,357	5/1994	Gildersleeve	D7/384
4,199,268	4/1980	Parzych	D7/384 X

Primary Examiner—Caron D. Veynar
Attorney, Agent, or Firm—Barry E. Deutsch

[57] **CLAIM**

The ornamental design for food processor, as shown and described.

DESCRIPTION

FIG. 1 is a perspective view of our new design of a food processor;
 FIG. 2 is a front elevational view of our new design of the food processor;
 FIG. 3 is a rear elevational view of our new design of the food processor;
 FIG. 4 is a right side elevational view of our new design of the food processor;
 FIG. 5 is a left side elevational view of our new design of the food processor;
 FIG. 6 is a top plan view of our new design of the food processor; and,
 FIG. 7 is a bottom plan view of our new design of the food processor.

1 Claim, 7 Drawing Sheets

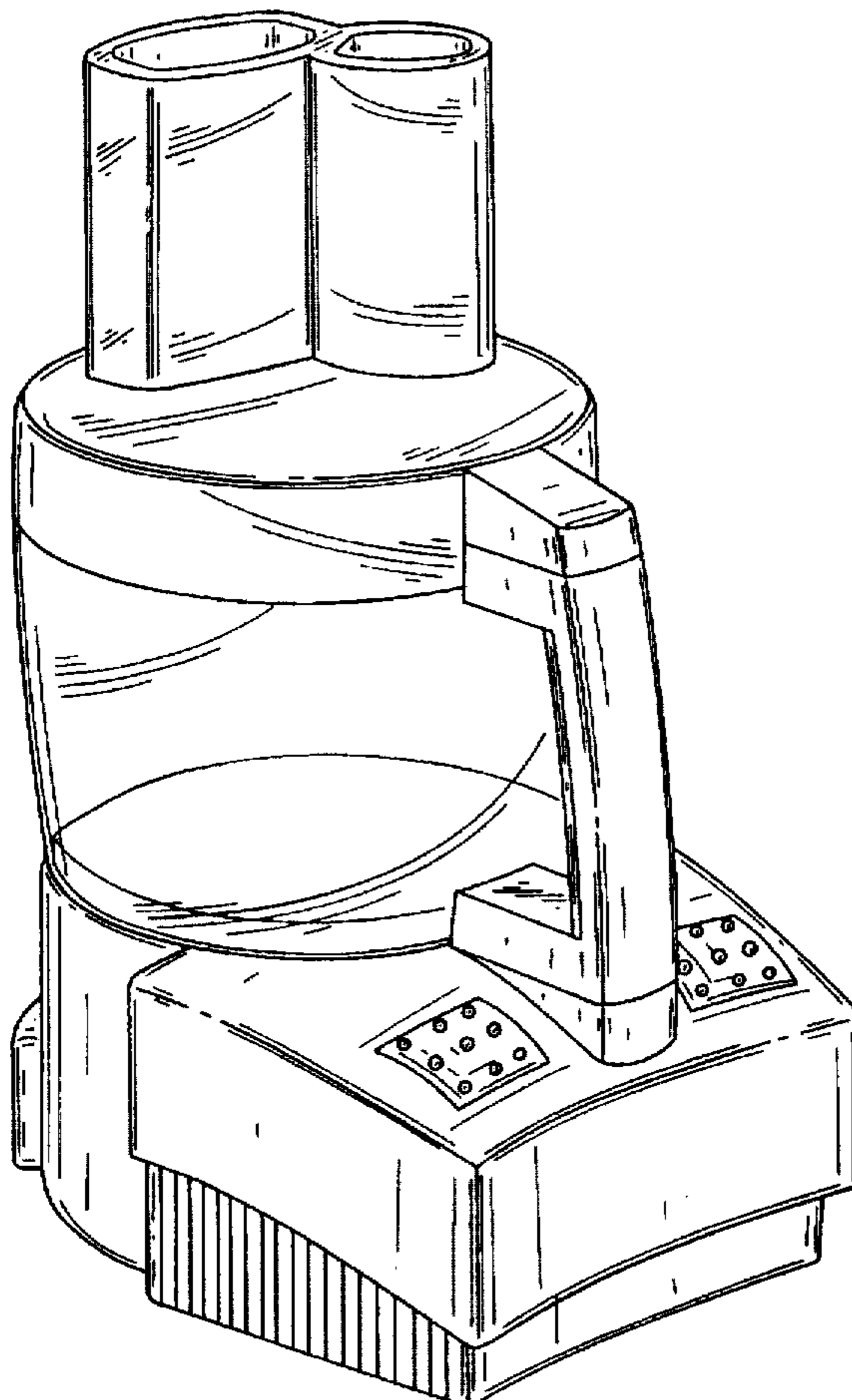


FIG. 1

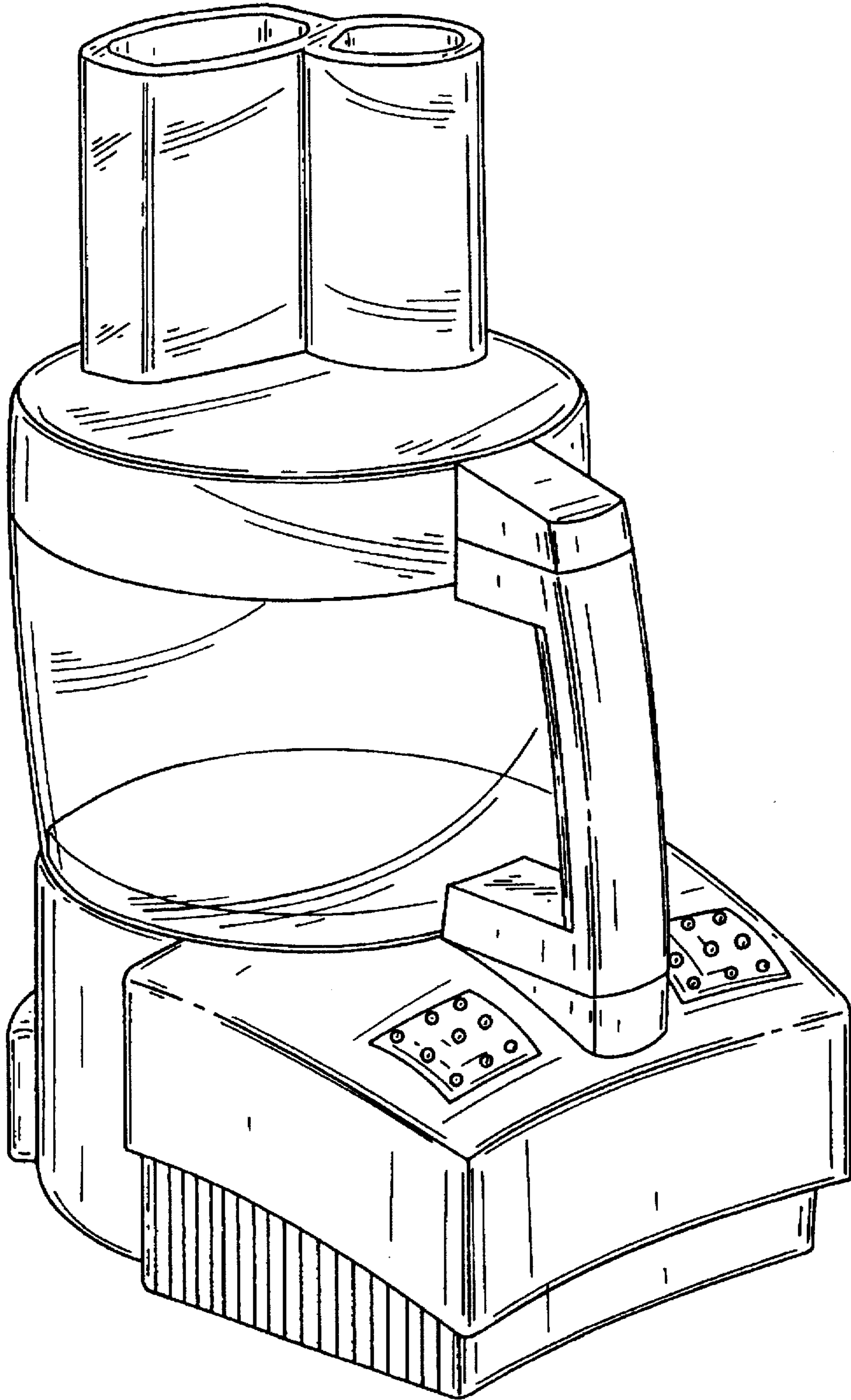


FIG. 2

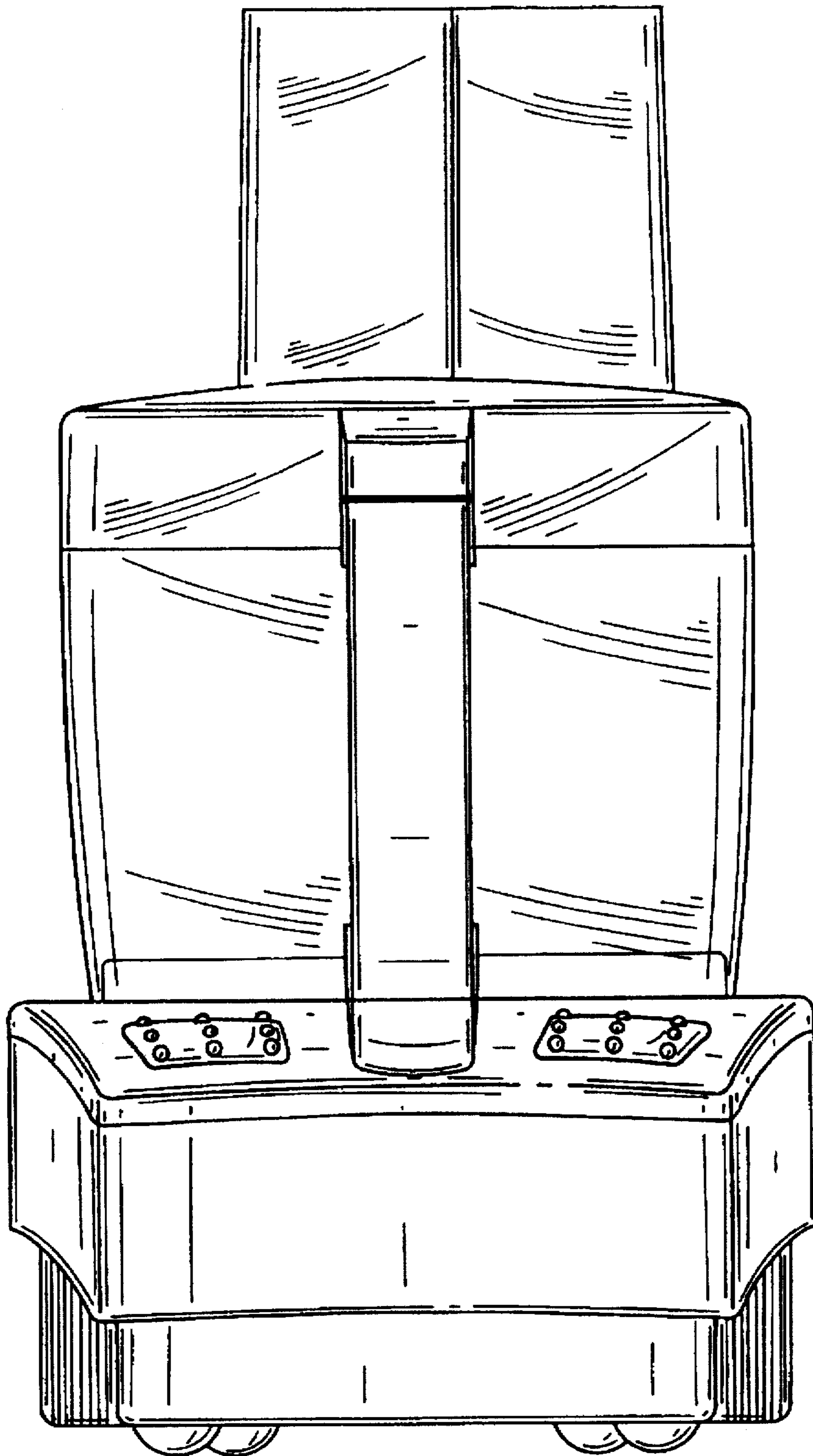


FIG. 3

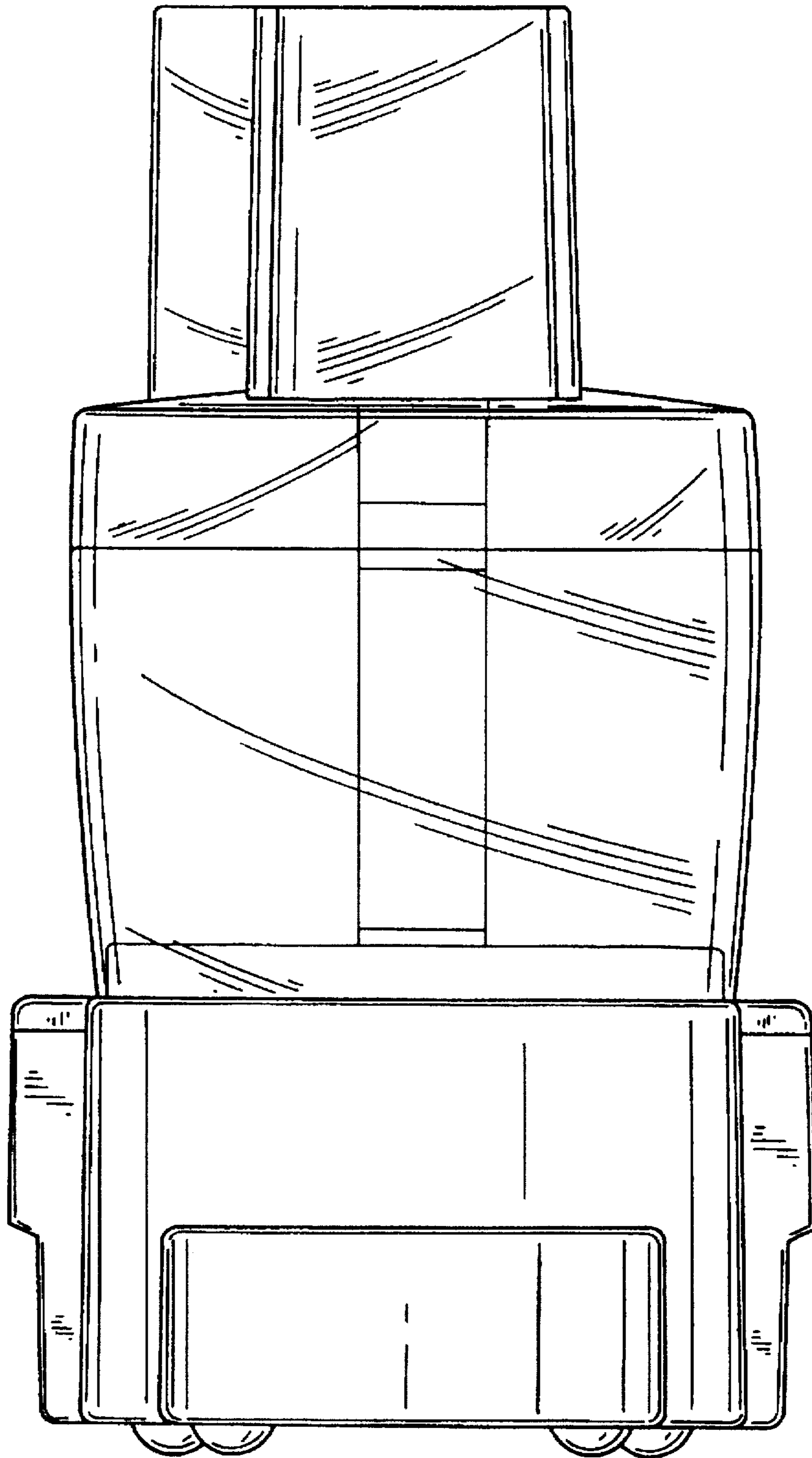


FIG. 4




FIG. 5




FIG. 6

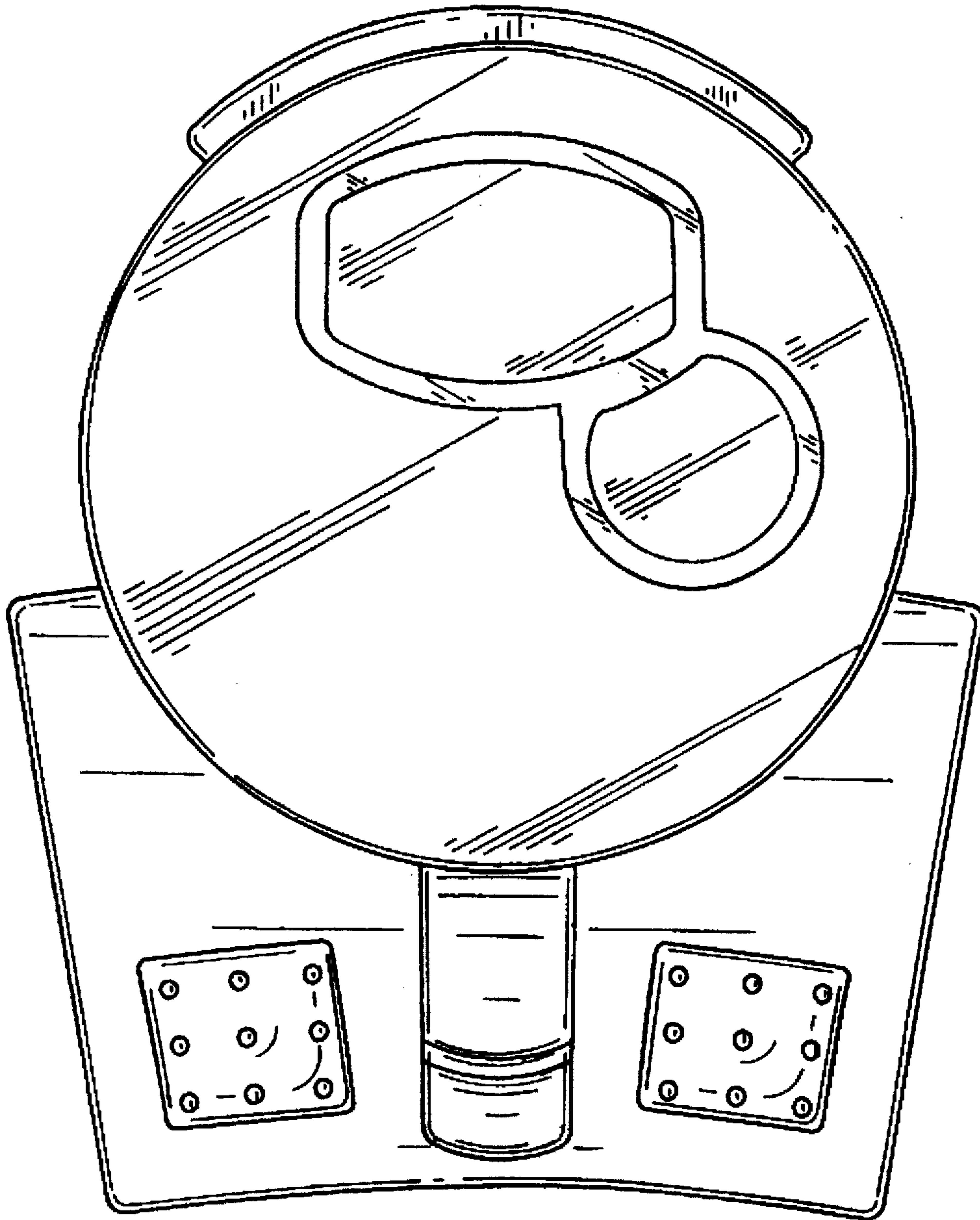


FIG. 7

