



US00D390737S

United States Patent [19]
Strnad

[11] **Patent Number: Des. 390,737**
[45] **Date of Patent: **Feb. 17, 1998**

[54] **FREE-STANDING RACK FOR SUPPORTING AND DISPLAYING A BASEBALL, A BASEBALL GLOVE, BASEBALL CAPS AND THE LIKE**

Primary Examiner—Brian N. Vinson
Attorney, Agent, or Firm—David A. Burge

[76] **Inventor: David A. Strnad, 6582 Peeper Hollow La., Mayfield Hts., Ohio 44124**

[**] **Term: 14 Years**

[57] **CLAIM**

The ornamental design for a free-standing rack for supporting and displaying a baseball, a baseball glove, baseball caps and the like, as shown and described.

[21] **Appl. No.: 66,266**

DESCRIPTION

[22] **Filed: Feb. 10, 1997**

[51] **LOC (6) Cl. 08-08**

[52] **U.S. Cl. D6/552**

[58] **Field of Search D6/552, 416; 206/579, 206/315.1; 211/13; 248/127, 158, 176.1**

FIG. 1 is a top, front, and right side perspective view of a free-standing rack for supporting and displaying a baseball, a baseball glove, baseball caps and the like showing my new design;

FIG. 2 is a top plan view thereof; and,

FIG. 3 is a front elevational view thereof, with hidden lines depicting a baseball, a baseball glove and a baseball cap supported on and displayed by the rack, it being understood that the items depicted in hidden lines are for illustration only and form no part of the design.

[56] **References Cited**

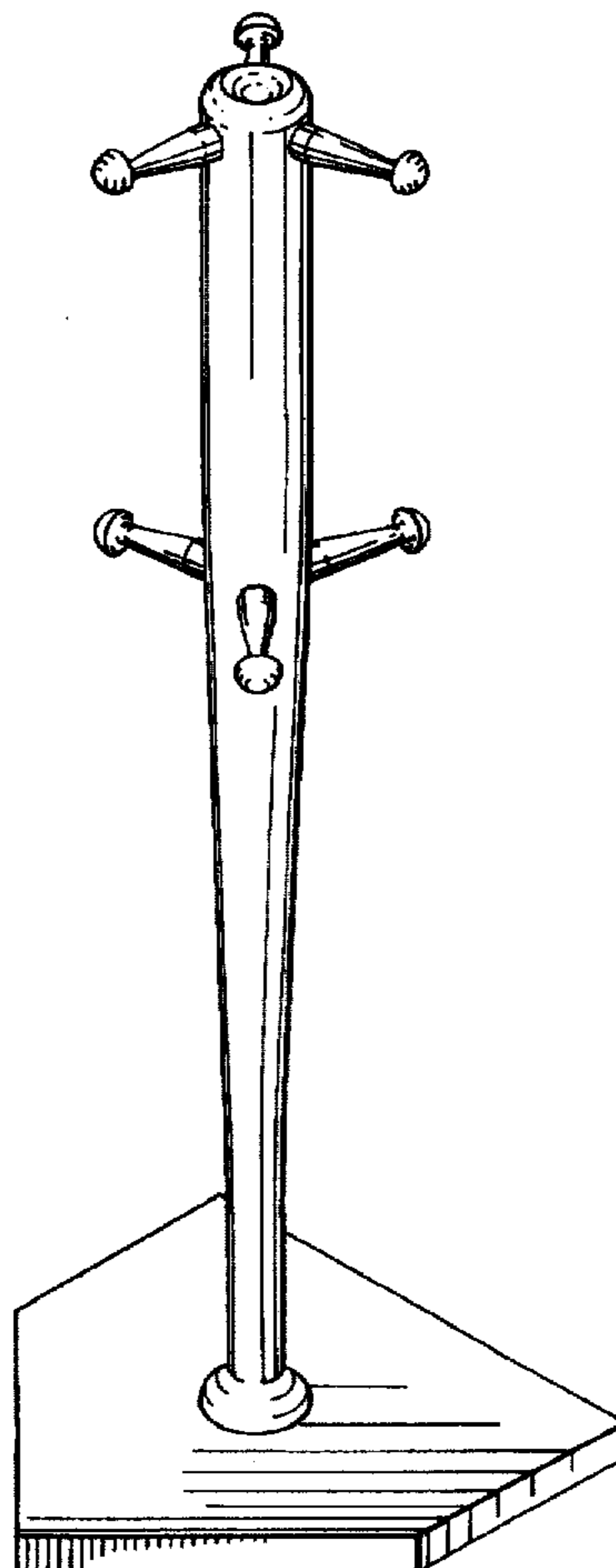
U.S. PATENT DOCUMENTS

- D. 250,561 12/1978 Phillips D6/552
- D. 314,302 2/1991 Snow D6/552
- D. 324,793 3/1992 Johnson D6/552

OTHER PUBLICATIONS

“New Product for Licensing, Manufacturing, and/or Investors,” Publication Printed From America On Line, 2 pages, Approx. Apr. 1996.

1 Claim, 2 Drawing Sheets



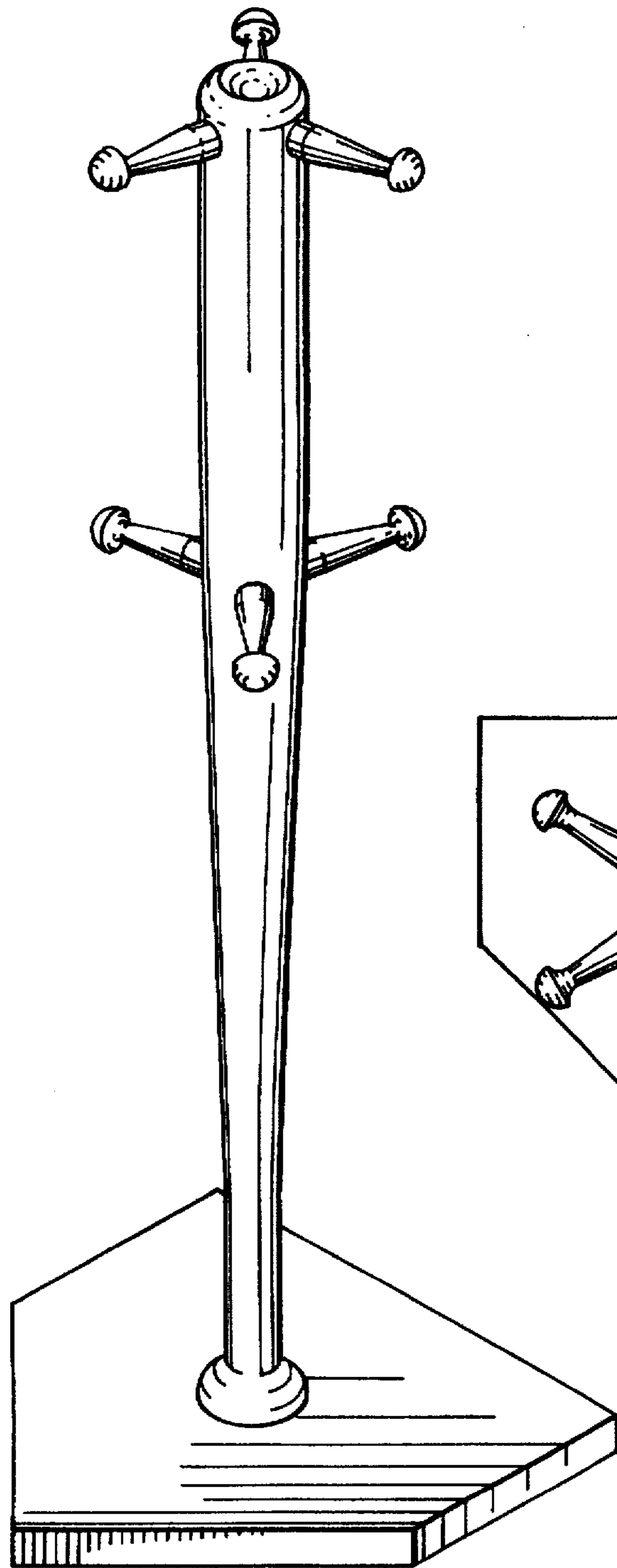


FIG. 1

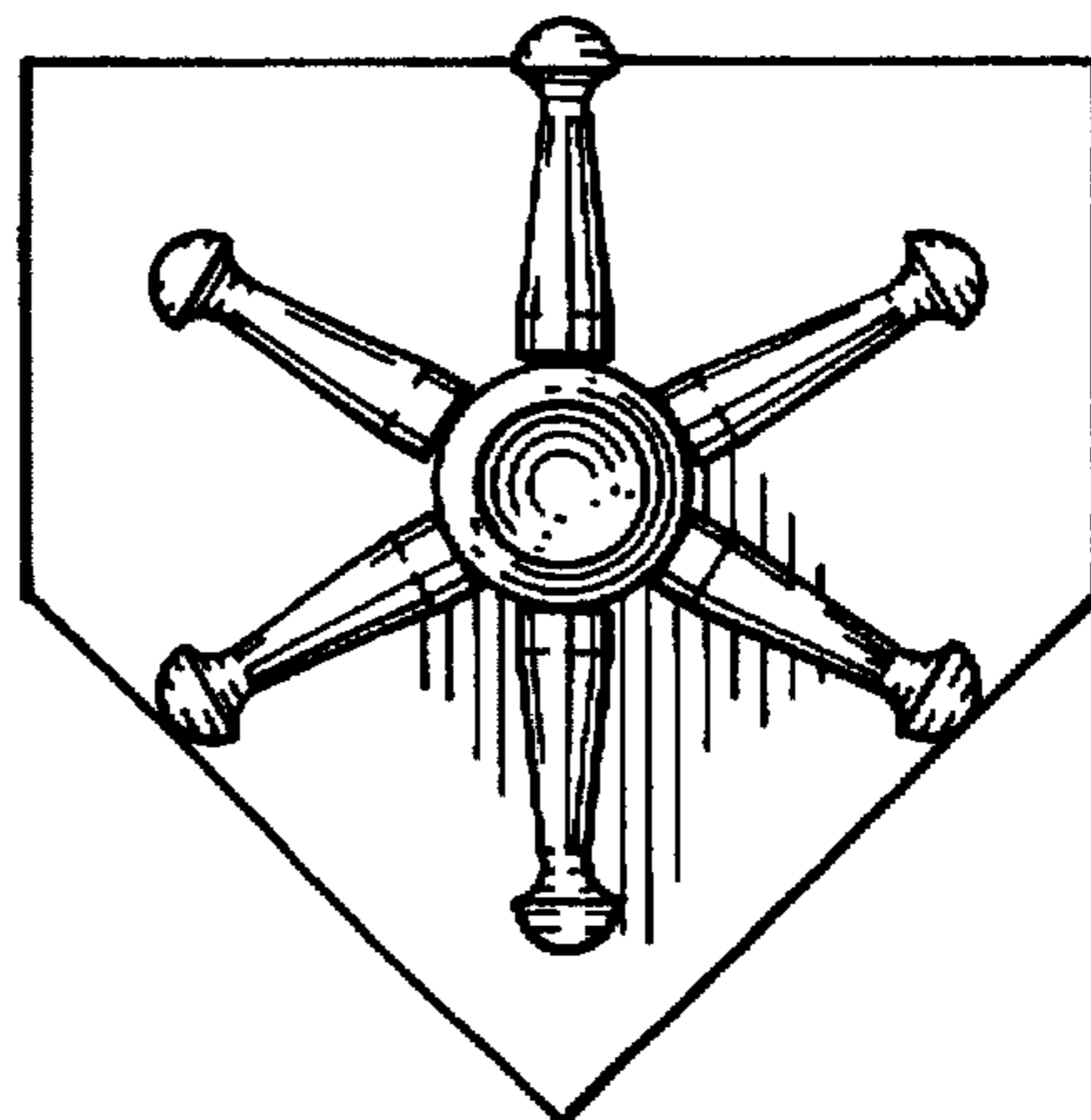


FIG. 2

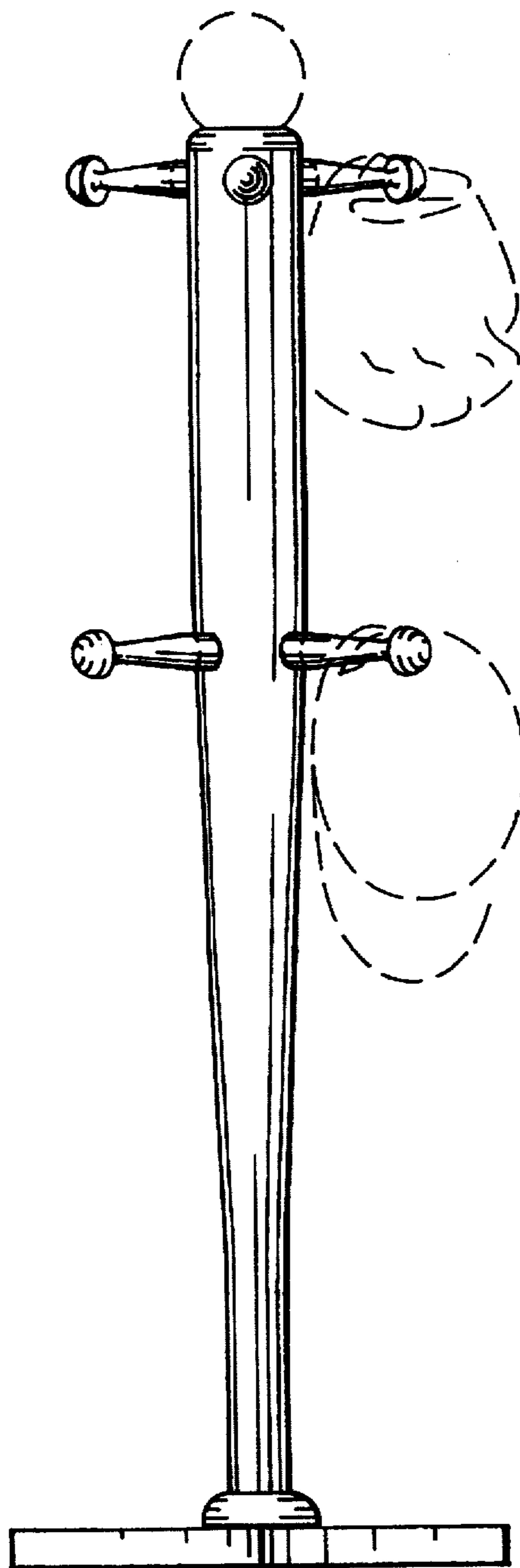


FIG. 3