



US00D390719S

United States Patent [19]

[11] Patent Number: **Des. 390,719**

Walters, III et al.

[45] Date of Patent: ****Feb. 17, 1998**

[54] **CHINA CABINET**

[75] Inventors: **Guy A. Walters, III; Charles C. Cain,**
both of High Point, N.C.

[73] Assignee: **Thomasville Furniture Industries,**
Inc., Thomasville, N.C.

[**] Term: **14 Years**

[21] Appl. No.: **64,237**

[22] Filed: **Dec. 24, 1996**

[51] LOC (6) Cl. **06-04**

[52] U.S. Cl. **D6/438**

[58] Field of Search **D6/432-448; 312/204**

[56] **References Cited**

U.S. PATENT DOCUMENTS

D. 249,431	9/1978	Adkinson	D6/439 X
D. 257,197	10/1980	Sanchez	D6/438
D. 266,383	10/1982	West	D6/436
D. 320,899	10/1991	Keller	D6/438
D. 346,914	5/1994	Wegener	D6/438
D. 371,688	7/1996	Keller	D6/438
D. 372,139	7/1996	Walters et al.	D6/438

OTHER PUBLICATIONS

Klise Manufacturing Co., *The Book of Carved Wood Decoration*, ©1987, pp. 135 and 136, A-25.

Klise Manufacturing Co., *The Book of Carved Wood Decoration*, ©1987, p. 78, D-1728.

Capferrett, France, Grand Hotel floor, Vitruvian wave, circa pre-1980.

Home Furnishing Daily Supplement; Ensenada #7120 Series drawer chest on page. Apr. 14, 1980.

Vintage Cherry by Drexel, p. 20; china cabinet on page. Sep. 1983.

Grand Palais by Heritage, p. 27; china cabinet on page. May 1984.

Adaptations in Pine by Drexel, p. 13; china cabinet on page. Mar. 1986.

Grand Classics by Thomasville, p. 26; china cabinet bottom left on page. 1993.

Primary Examiner—Carmen H. Vales-Lado

Attorney, Agent, or Firm—Rhodes, Coats & Bennett, L.L.P.

[57] **CLAIM**

The ornamental design for a china cabinet, as shown and described.

DESCRIPTION


FIG. 1 is a left front perspective view of a china cabinet showing our new design;

FIG. 2 is a side elevational view, the opposite side being a mirror image thereof; and,

FIG. 3 is a front elevational view thereof.

The top, bottom and rear views are not shown and form no part of the claimed design. The dashed lines represent environmental elements only and form no part of the claimed design.

1 Claim, 3 Drawing Sheets






FIG. 1

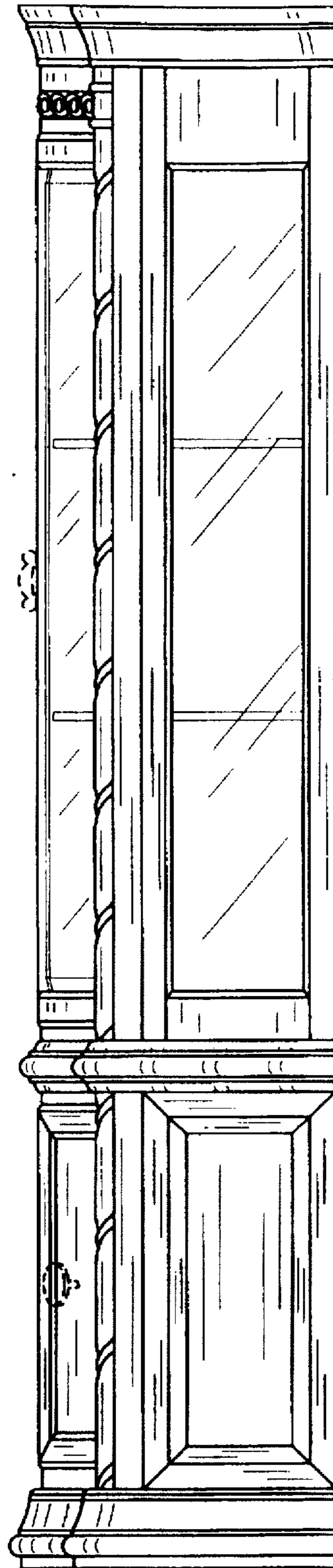


FIG. 2




FIG. 3