

US00D390698S

United States Patent [19] Martin

[11] Patent Number: Des. 390,698

[45] Date of Patent: **Feb. 17, 1998

[54] OIL CHANGE REMINDER FOR KEY RINGS

[76] Inventor: John C. Martin, 1131 Lyonhurst,
Birmingham, Mich. 48009

[**] Term: 14 Years

[21] Appl. No.: 65,229

[22] Filed: Jan. 27, 1997

[51] LOC (6) Cl. 03-01

[52] U.S. Cl. D3/208

[58] Field of Search D3/207-211, 221;
40/495; 70/456 R, 460; D20/10, 18, 19;
D10/41, 104, 109, 61-65, 97; 116/316,
318, 223; D18/10

[56] **References Cited**

U.S. PATENT DOCUMENTS

- D. 305,180 12/1985 Arduini et al. D3/208
- D. 305,210 12/1989 Arduini et al. D3/208
- 307,605 6/1990 Podall .

- 341,378 11/1993 Becker et al. .
- 351,861 10/1994 Anderson et al. .
- 365,600 12/1995 Martin .
- D. 376,664 12/1996 Petruzzi D3/209
- D. 377,767 2/1997 Doppelt et al. D10/104
- 4,958,454 9/1990 Chan et al. 40/495

Primary Examiner—Ralf Seifert
Attorney, Agent, or Firm—Brooks & Kushman P.C.

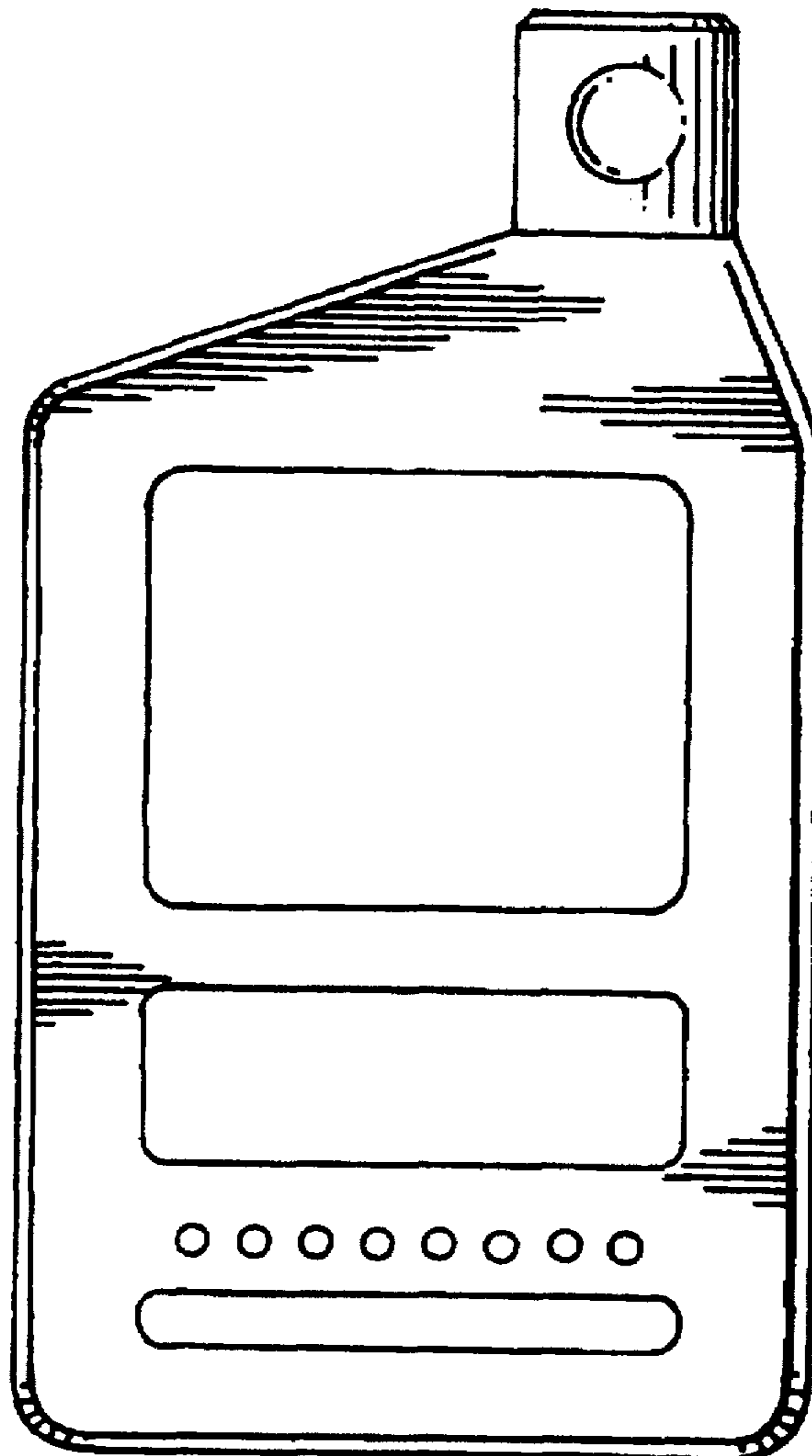
[57] **CLAIM**

The ornamental design for an oil change reminder for key rings, as shown and described.

DESCRIPTION

FIG. 1 is a front view of an oil change reminder for key rings showing my new design;
FIG. 2 is a left side elevational view thereof, with the right side being a mirror image;
FIG. 3 is a rear elevational view thereof;
FIG. 4 is a top plan view thereof; and,
FIG. 5 is a bottom plan view thereof.

1 Claim, 1 Drawing Sheet



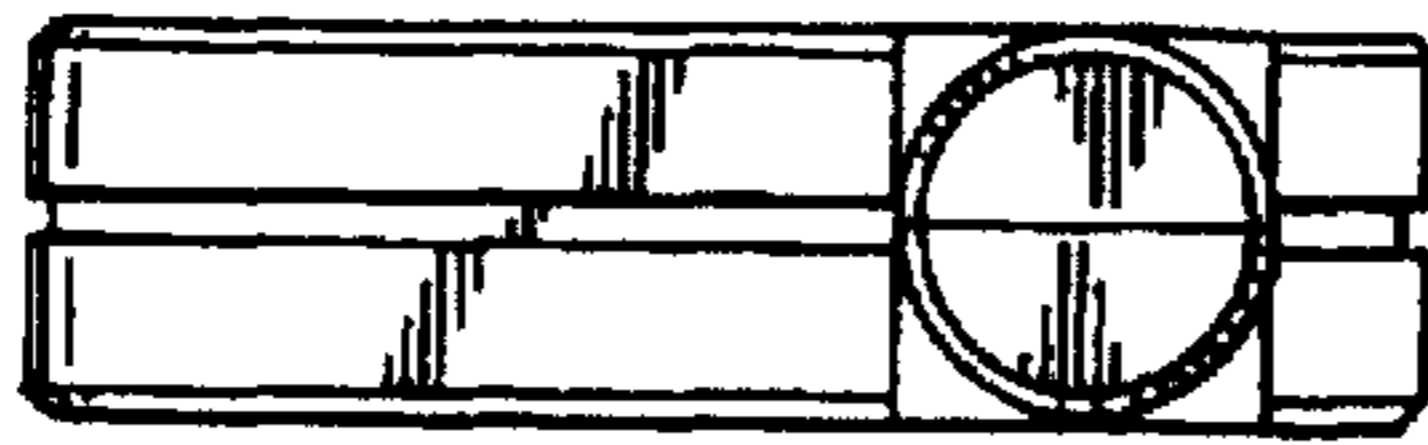


FIG. 4

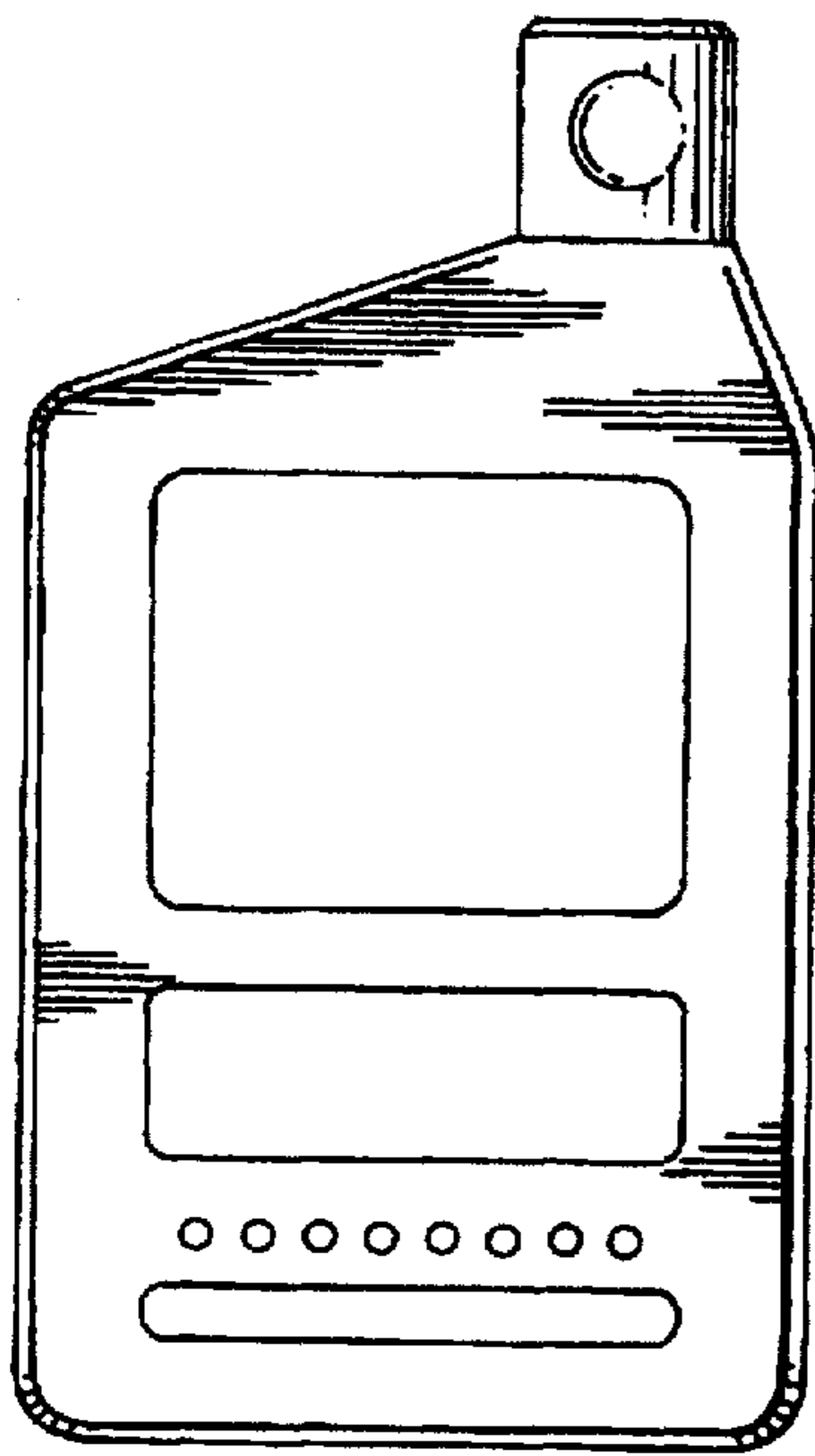


FIG. 1



FIG. 2

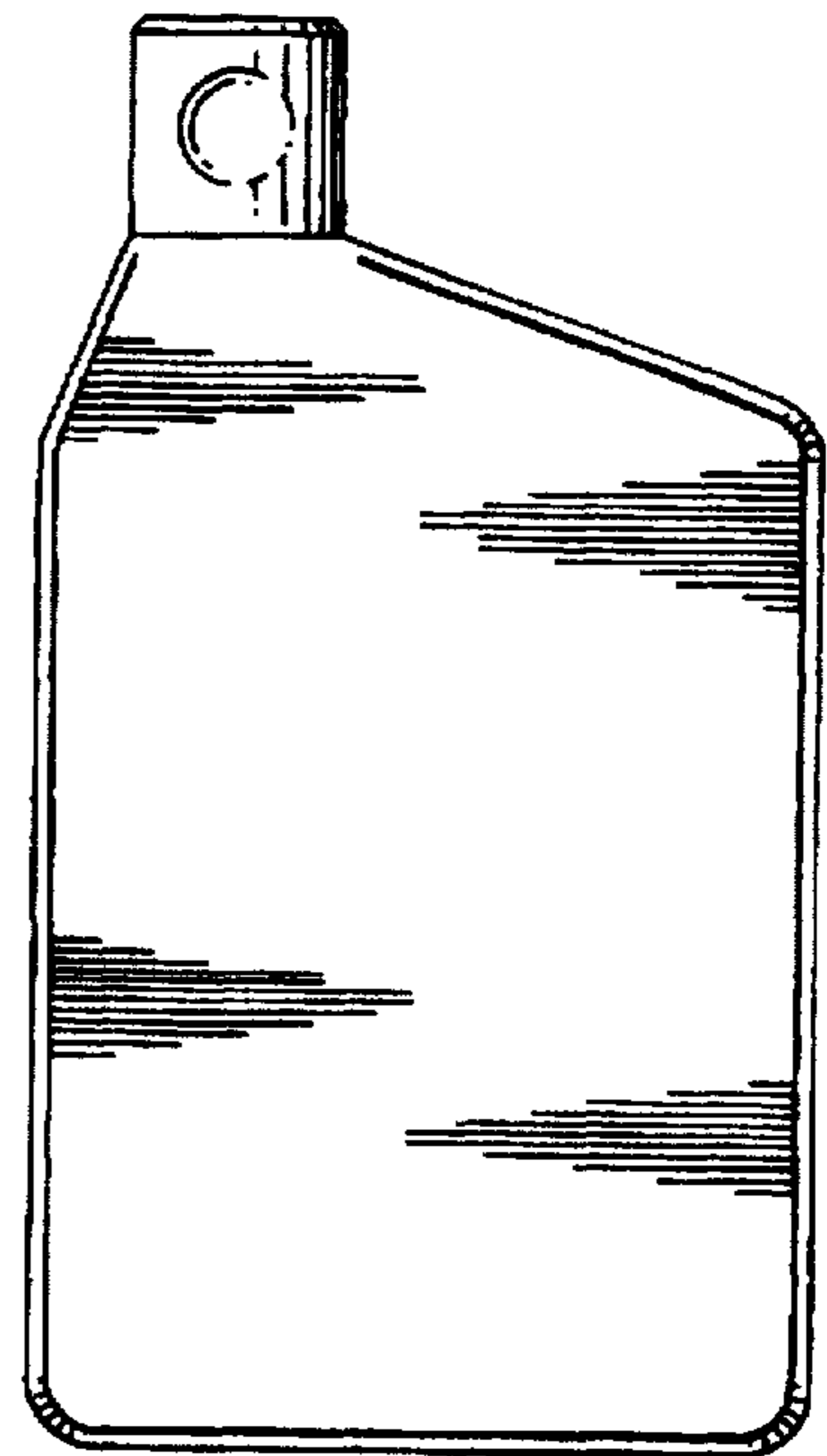


FIG. 3




FIG. 5