



US00D390692S

**United States Patent** [19]  
**Dietrich**

[11] **Patent Number: Des. 390,692**

[45] **Date of Patent: \*\*Feb. 17, 1998**

[54] **SHOE SOLE**

5,461,801 10/1995 Anderton ..... 36/114

[76] **Inventor: Stephan Dietrich, Bucherstr. 81, 90419 Nürnberg, Germany**

*Primary Examiner*—Ralf Seifert  
*Attorney, Agent, or Firm*—Marger, Johnson McCollom & Stolwitz, P.C.

[\*\*] **Term: 14 Years**

[57] **CLAIM**

[21] **Appl. No.: 55,389**

The ornamental design for a shoe sole, as shown and described.

[22] **Filed: Jun. 3, 1996**

**DESCRIPTION**

[51] **LOC (6) Cl. .... 02-04**

[52] **U.S. Cl. .... D2/959**

[58] **Field of Search** ..... D2/902, 906, 908, D2/910, 946, 951, 953, 954, 956, 957, 959, 960, 962, 964; 36/25 R, 28, 29, 32 R, 43, 44, 59 C, 59 D, 84, 89, 101-107, 114, 132, 136

FIG. 1 is a bottom plan view of a shoe sole showing my new design;

FIG. 2 is a right side elevational view thereof;

FIG. 3 is a left elevational view thereof;

FIG. 4 is a front elevational view thereof;

FIG., 5 is a rear elevational view thereof;

FIG. 6 is a top plan view; and,

FIG. 7 is a right front perspective view.

The broken lines shown in FIG. 2 showing a shoe upper and/or shoe midsole are for illustrative purposes only and form no part of the claimed design.

[56] **References Cited**

**U.S. PATENT DOCUMENTS**

D. 376,683 12/1996 Gaudio et al. .... D2/954  
4,361,971 12/1982 Bowerman ..... 36/28  
4,546,559 10/1985 Dassler ..... 36/114

**1 Claim, 3 Drawing Sheets**




FIG. 1




FIG. 2




FIG. 3




FIG. 4

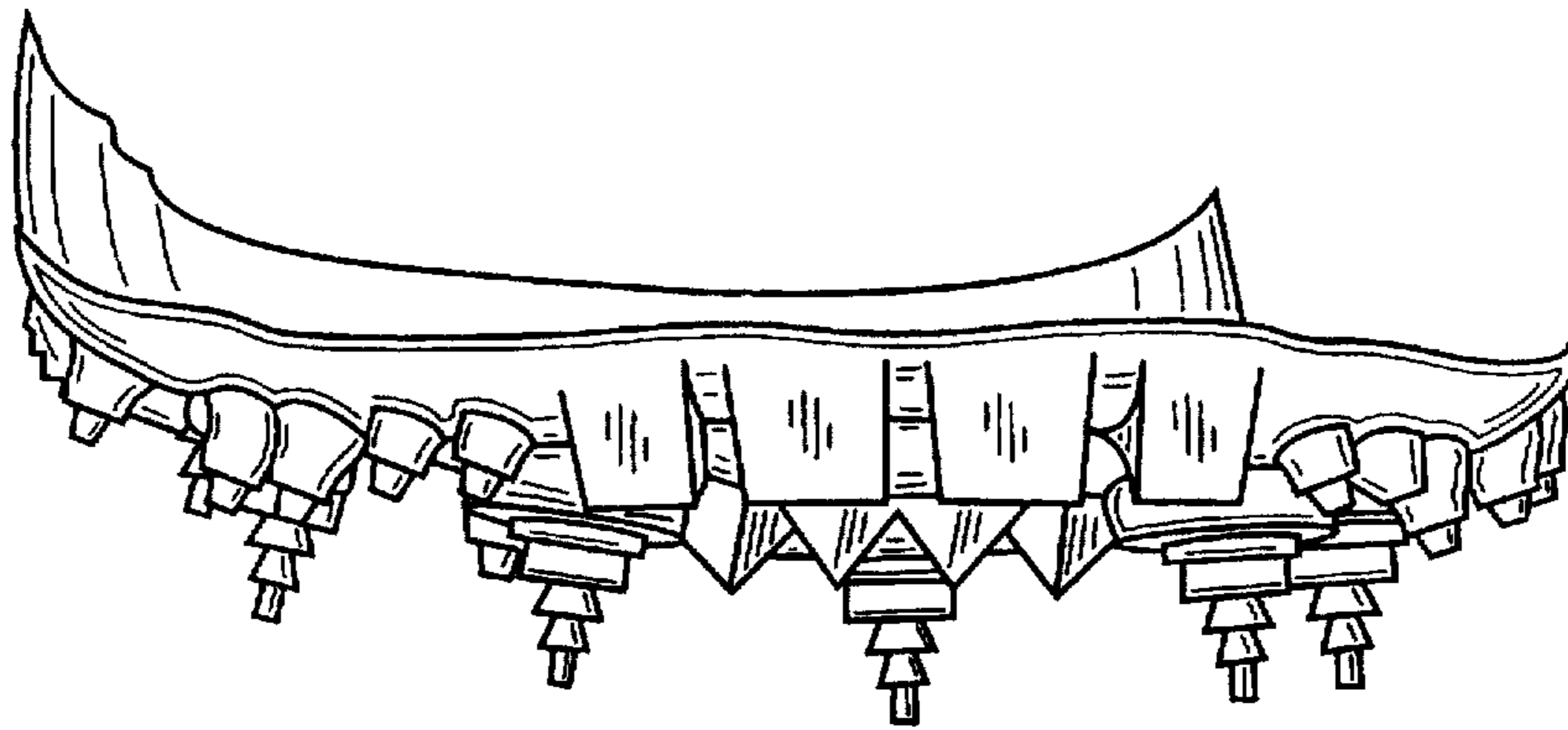


FIG. 5

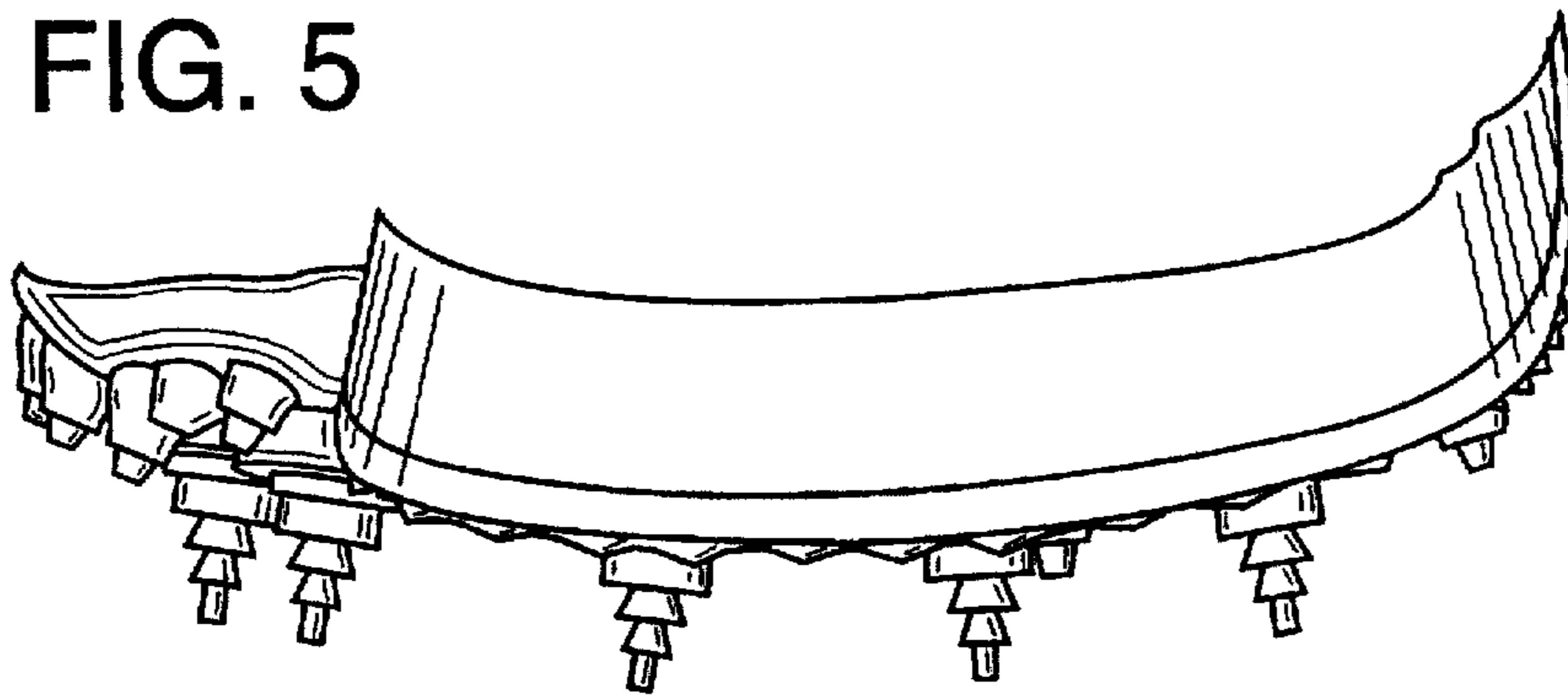


FIG. 6

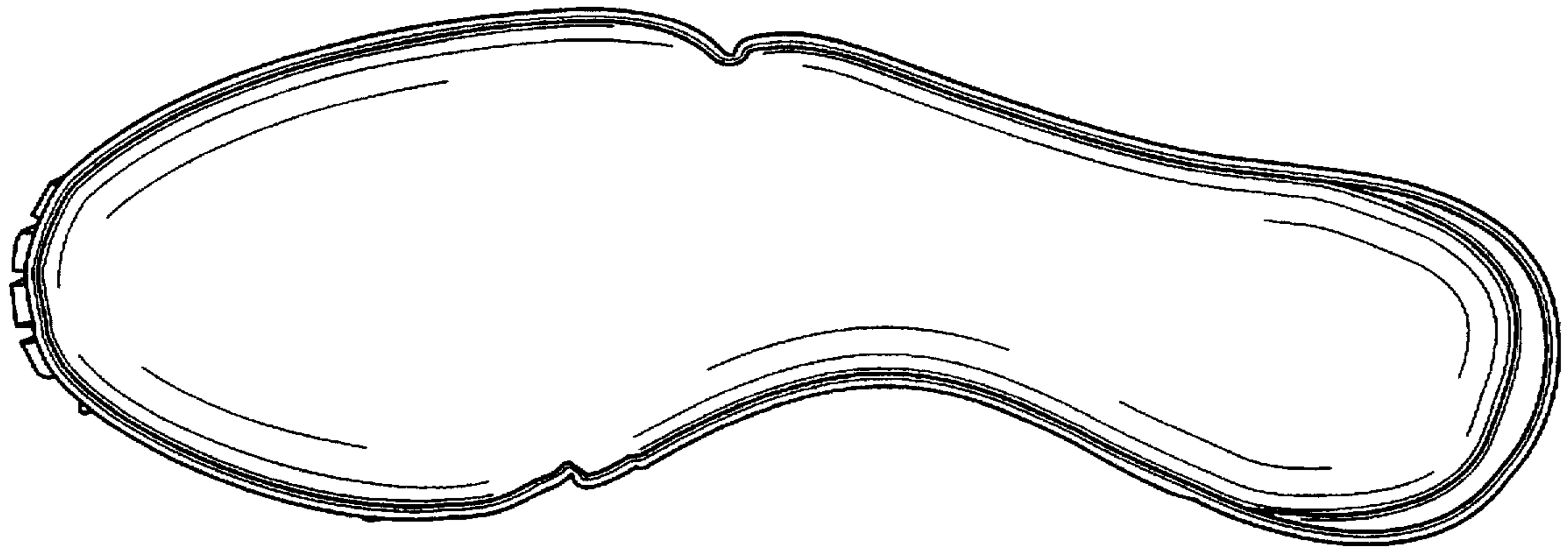


FIG. 7

