



US00D390690S

United States Patent [19]

Murai et al.

[11] Patent Number: **Des. 390,690**

[45] Date of Patent: ****Feb. 17, 1998**

[54] **SHOE SOLE**

[75] Inventors: **Noriyuki Murai; Yutaka Nagai**, both of Hyogo-ken, Japan

[73] Assignee: **Asics Corporation**, Hyogo-ken, Japan

[**] Term: **14 Years**

[21] Appl. No.: **66,879**

[22] Filed: **Feb. 24, 1997**

[30] Foreign Application Priority Data

Oct. 11, 1996 [JP] Japan 8-30564

[51] LOC (6) Cl. **02-04**

[52] U.S. Cl. **D2/953; D2/960**

[58] Field of Search D2/951, 947, 953, D2/954, 957, 958, 959, 955, 956, 960; 36/25 R, 59 C, 28, 30 R, 31, 32 R, 32 A, 83, 114

[56] References Cited

U.S. PATENT DOCUMENTS

D. 319,534 9/1991 Rogers D2/953

D. 323,423	1/1992	Rogers	D2/953
D. 326,180	5/1992	Rogers	D2/953
D. 330,973	11/1992	Hatfield	D2/953
D. 333,555	3/1993	Hatfield	D2/953
D. 343,281	1/1994	James	D2/953
D. 352,156	11/1994	Purdom	D2/954
D. 356,666	3/1995	Ueda	D2/959
D. 366,354	1/1996	Yoshikawa et al.	D2/960
D. 368,577	4/1996	Mitsui et al.	D2/954
D. 378,871	4/1997	Hatfield	D2/956

Primary Examiner—Doris V. Coles

Attorney, Agent, or Firm—Nixon & Vanderhye P.C.

[57] CLAIM

The ornamental design for a shoe sole, as shown and described.

DESCRIPTION

FIG. 1 is a perspective view of the design; FIG. 2 is a front elevational view thereof; FIG. 3 is a rear elevational view thereof; FIG. 4 is a top plan view thereof; FIG. 5 is a bottom plan view thereof; FIG. 6 is a left side elevational view thereof; and, FIG. 7 is a right side elevational view thereof.

1 Claim, 5 Drawing Sheets

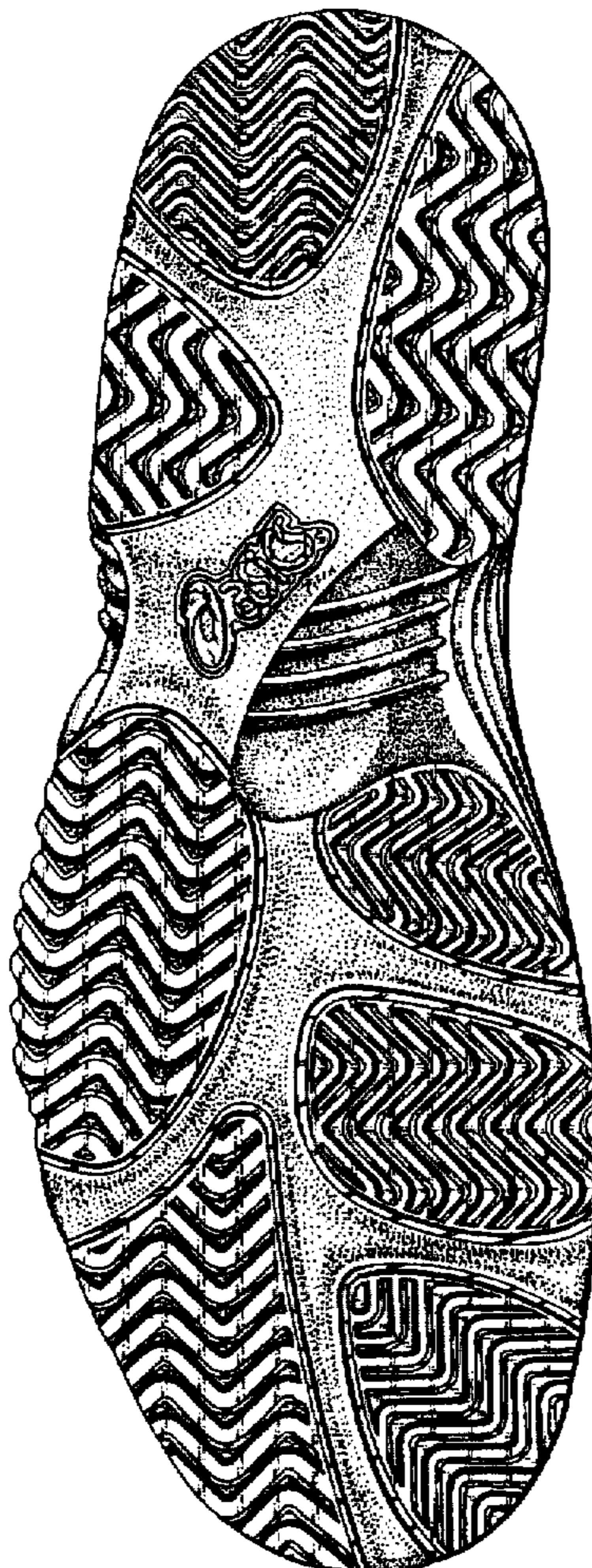


FIG. 1

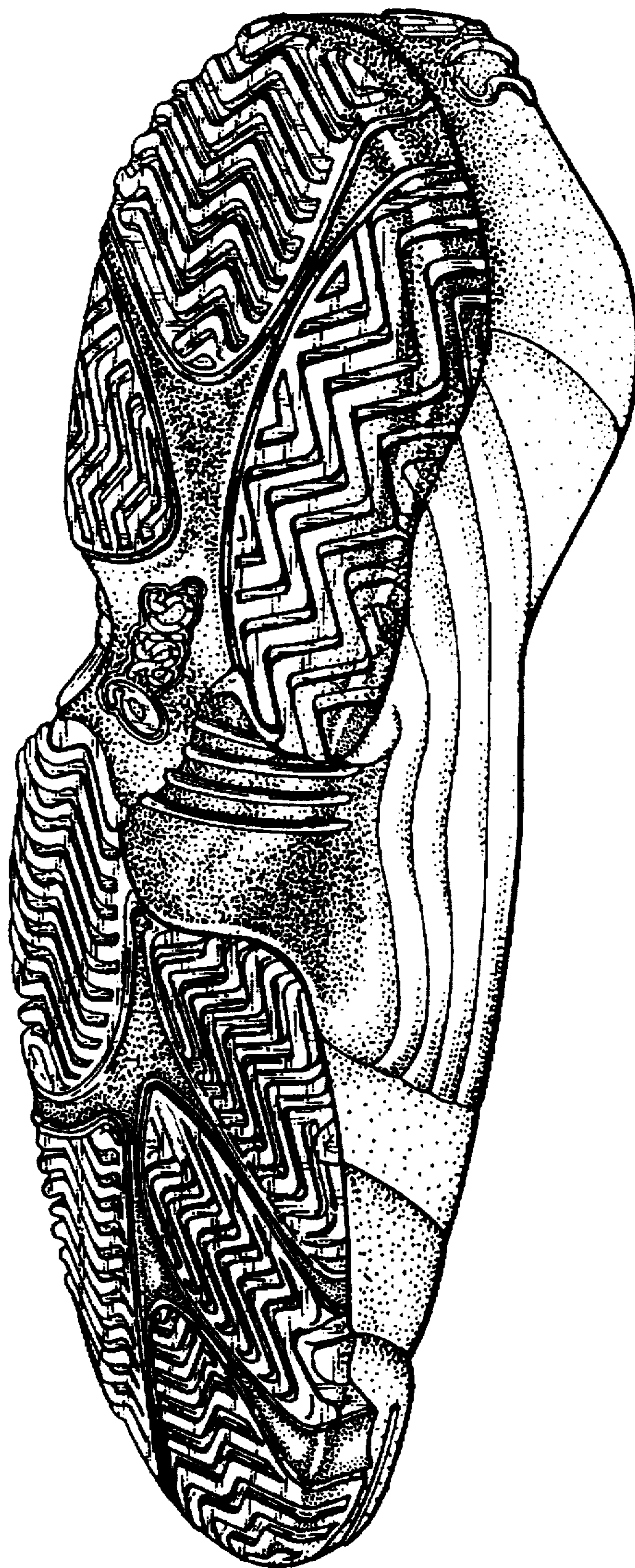


FIG. 2

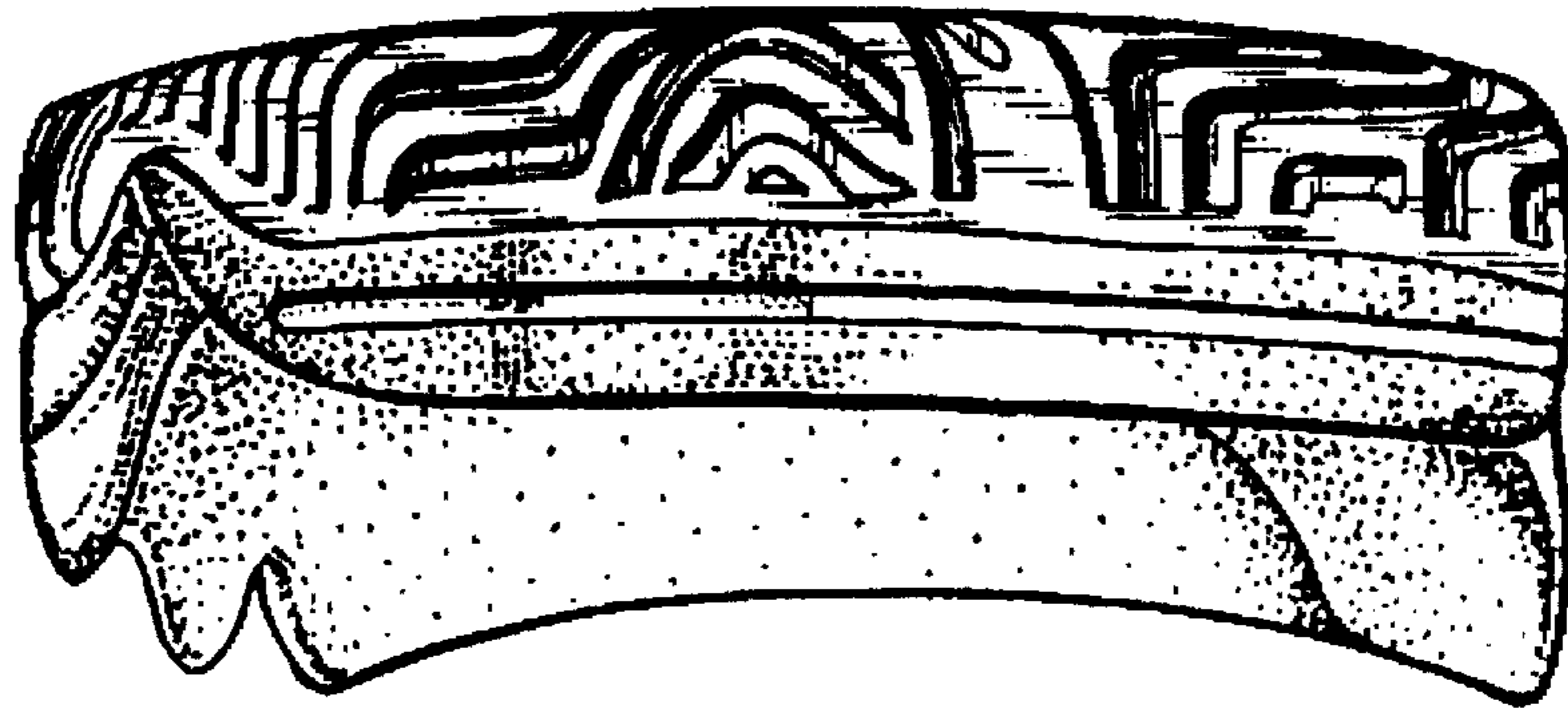


FIG. 3




FIG. 4



FIG. 5

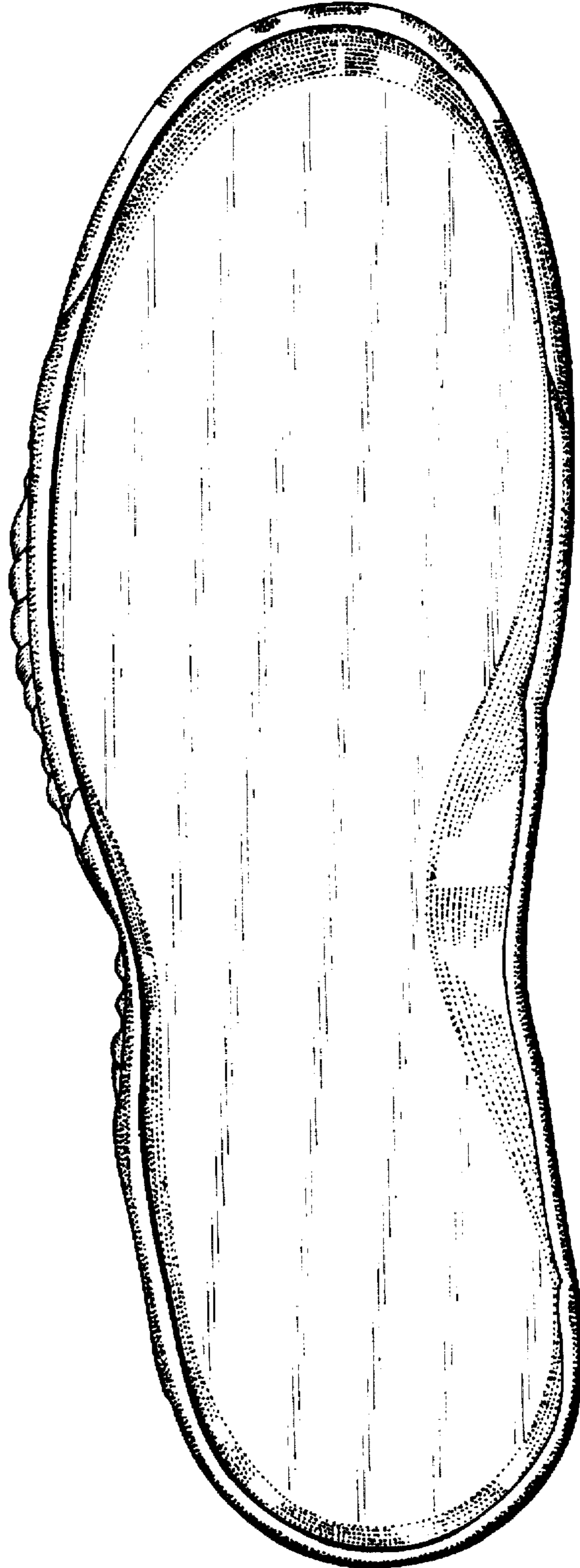


FIG. 6

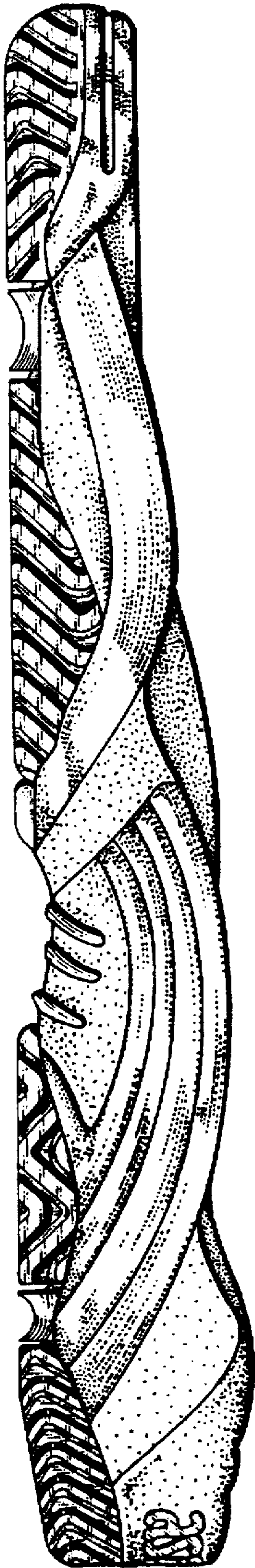


FIG. 7

