

US00D390673S

United States Patent [19]
Sato et al.

[11] **Patent Number: Des. 390,673**
[45] **Date of Patent: **Feb. 10, 1998**

[54] **LAMP** D. 315,800 3/1991 Hayakawa et al. D26/2
D. 334,071 3/1993 Itoh et al. D26/2
[75] **Inventors: Katunori Sato, Tochigi; Kazuaki Murata, Tokyo, both of Japan** D. 354,360 1/1995 Murata D26/3
D. 355,265 2/1995 Creightney D26/2

[73] **Assignee: Moriyama Sangyo Kabushiki Kaisha, Tokyo, Japan** *Primary Examiner—Marcus A. Jackson*
Attorney, Agent, or Firm—Morrison Law Firm

[**] **Term: 14 Years**

[57] **CLAIM**

The ornamental design for a lamp, as shown and described.

[21] **Appl. No.: 73,701**

DESCRIPTION

[22] **Filed: Jul. 16, 1997**

[51] **LOC (6) Cl. 26-04**

[52] **U.S. Cl. D26/2**

[58] **Field of Search D26/1, 2, 3, 4;**
313/315, 316, 317, 318, 485, 493, 567,
568, 569, 578, 579, 580

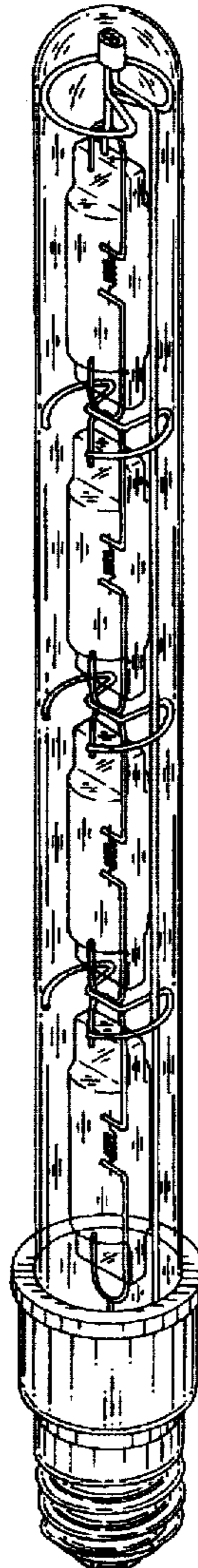
FIG. 1 is a perspective view of a lamp showing our design;
FIG. 2 is a front elevational view thereof;
FIG. 3 is a rear elevational view thereof;
FIG. 4 is a top plan view thereof;
FIG. 5 is a bottom plan view thereof;
FIG. 6 is a left side elevational view thereof; and,
FIG. 7 is a right side elevational view thereof.

[56] **References Cited**

U.S. PATENT DOCUMENTS

D. 212,618 11/1968 Kreps D26/2

1 Claim, 4 Drawing Sheets



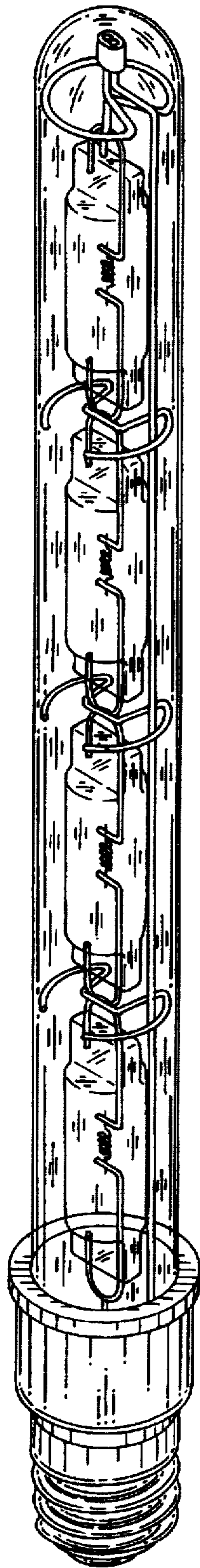


FIG. 1

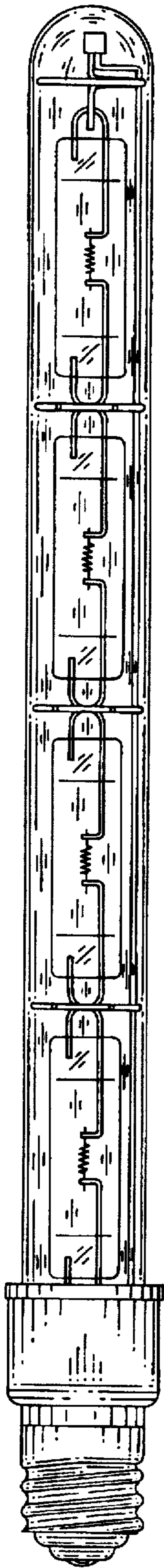


FIG. 2

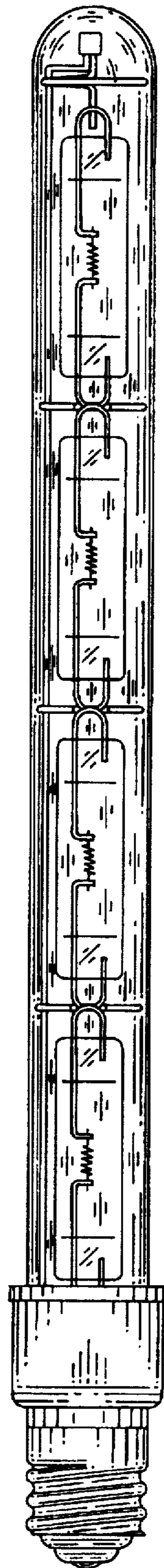


FIG. 3

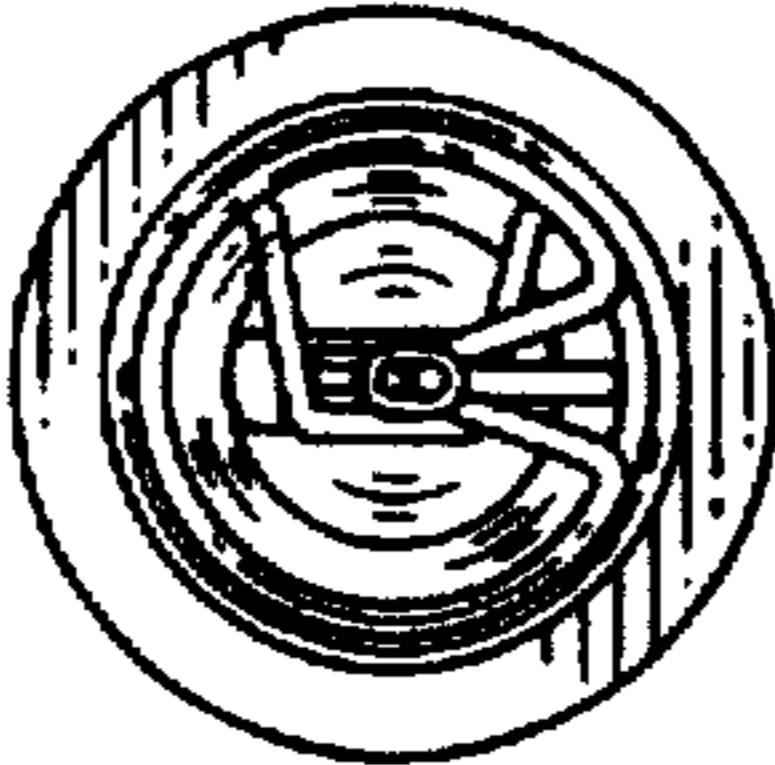


FIG. 4




FIG. 5

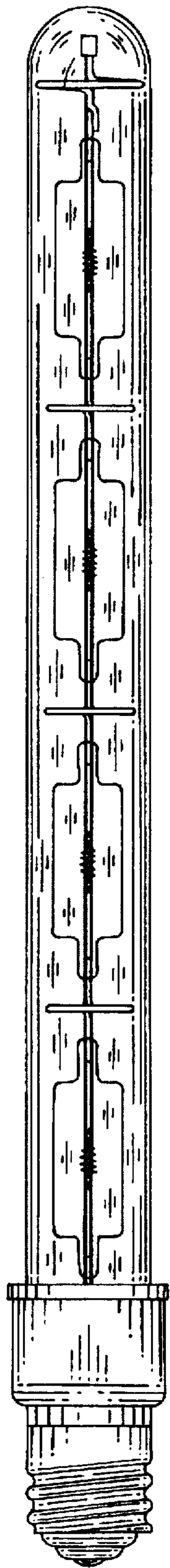


FIG. 6

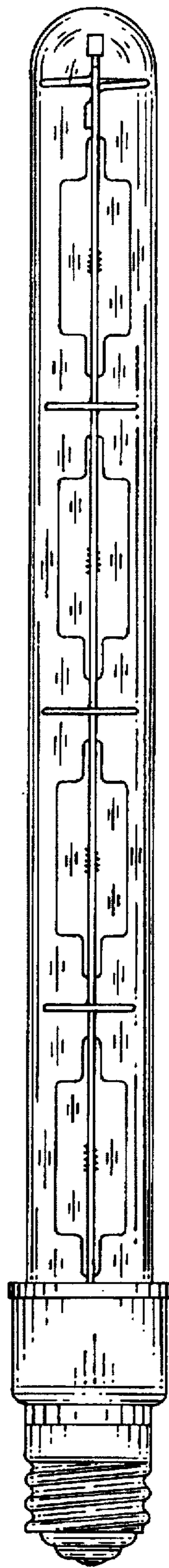


FIG. 7