

US00D390606S

United States Patent [19]

Cheris et al.

[11] Patent Number: **Des. 390,606**

[45] Date of Patent: ****Feb. 10, 1998**

[54] **MAGAZINE FILE**

[75] Inventors: **Albert B. Cheris, Highland Park;
Mark Dziarsk, Chicago, both of Ill.**

[73] Assignee: **Tenex Corporation, Elk Grove Village,
Ill.**

[**] Term: **14 Years**

[21] Appl. No.: **68,601**

[22] Filed: **Apr. 1, 1997**

[51] LOC (6) Cl. **19-02**

[52] U.S. Cl. **D19/90; D19/86; D19/91;
D6/475**

[58] **Field of Search** D19/65, 75, 78,
D19/86, 90, 91, 95, 99, 100; D6/407, 476,
475, 467, 466; 211/10, 11, 35, 42, 45, 50,
55, 184, 132; 206/215, 425

[56] **References Cited**

U.S. PATENT DOCUMENTS

- D. 294,317 2/1988 Evenson et al. .
- D. 295,879 5/1988 Klodt D19/92

- D. 324,239 2/1992 Halm D19/90
- D. 328,761 8/1992 Evenson .
- D. 332,726 1/1993 Goodman et al. D19/90 X
- D. 381,691 7/1997 Miyake D19/90
- 3,592,344 7/1971 Schade 211/42

Primary Examiner—Martie Thompson
Attorney, Agent, or Firm—Lockwood, Alex, FitzGibbon & Cummings

[57] **CLAIM**

The ornamental design for a magazine file, as shown and described.

DESCRIPTION

FIG. 1 is a perspective view of a magazine file showing my new design, the magazine depicted by means of broken lines being for illustrative purposes only and forming no part of the claimed design;

FIG. 2 is a top plan view thereof;

FIG. 3 is an elevational view of one side thereof, the opposite side being substantially a mirror image thereof;

FIG. 4 is a bottom plan view thereof;

FIG. 5 is a front elevational view thereof; and,

FIG. 6 is a rear elevational view thereof.

1 Claim, 3 Drawing Sheets




FIG. 1

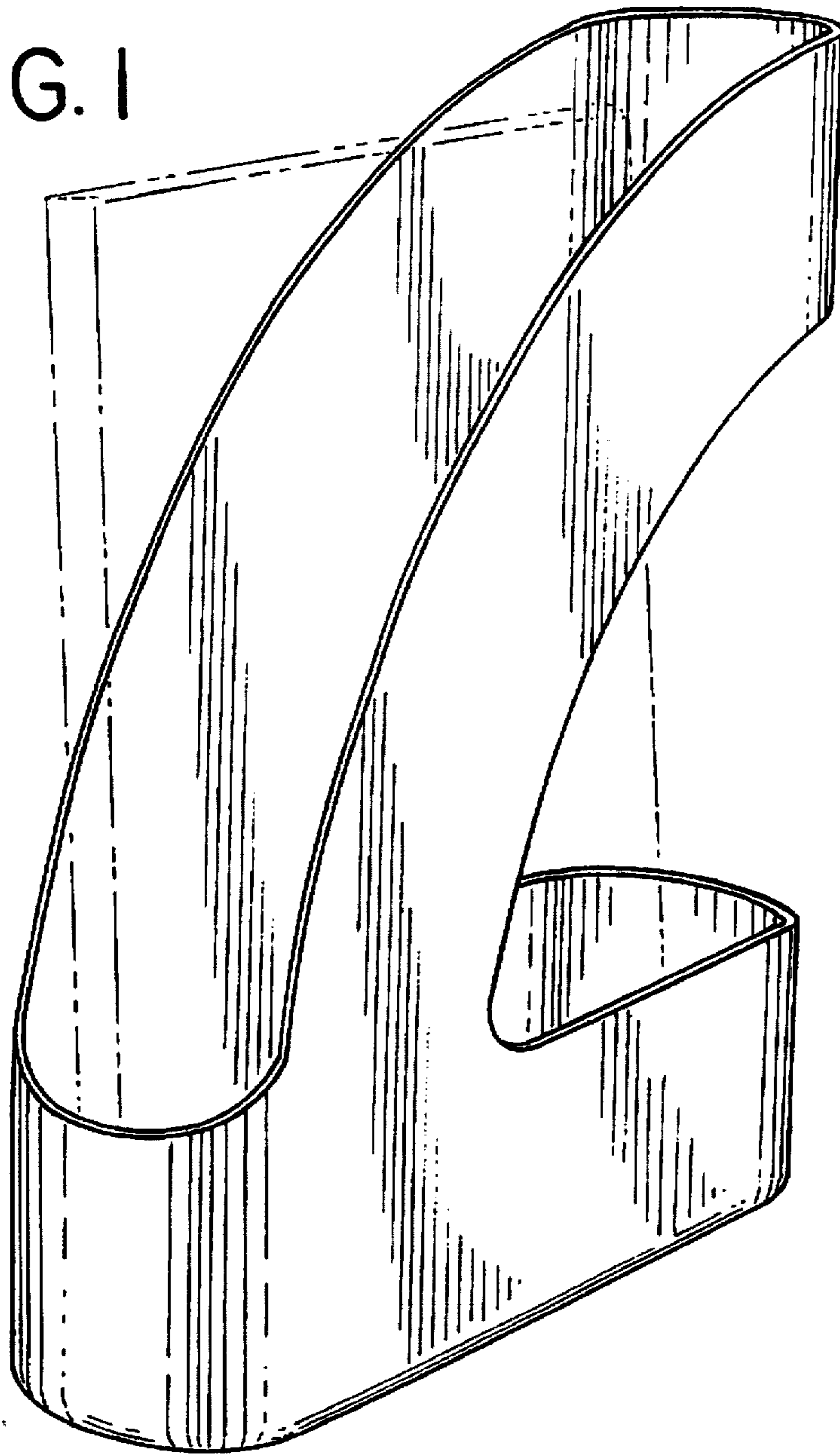


FIG. 2

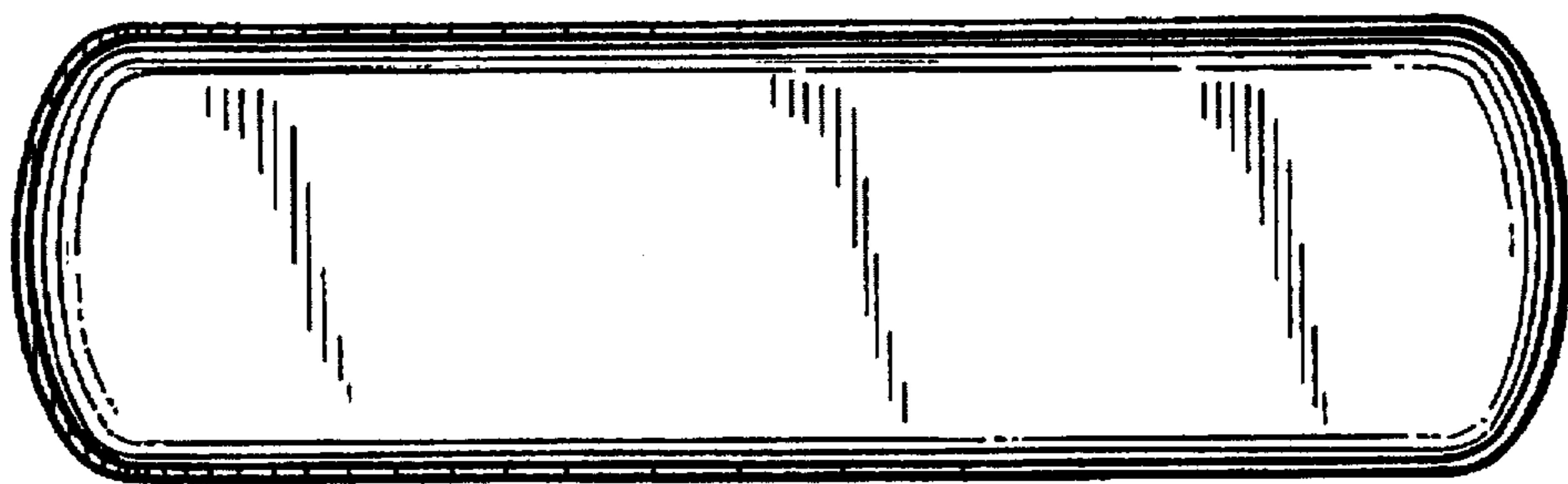


FIG. 3

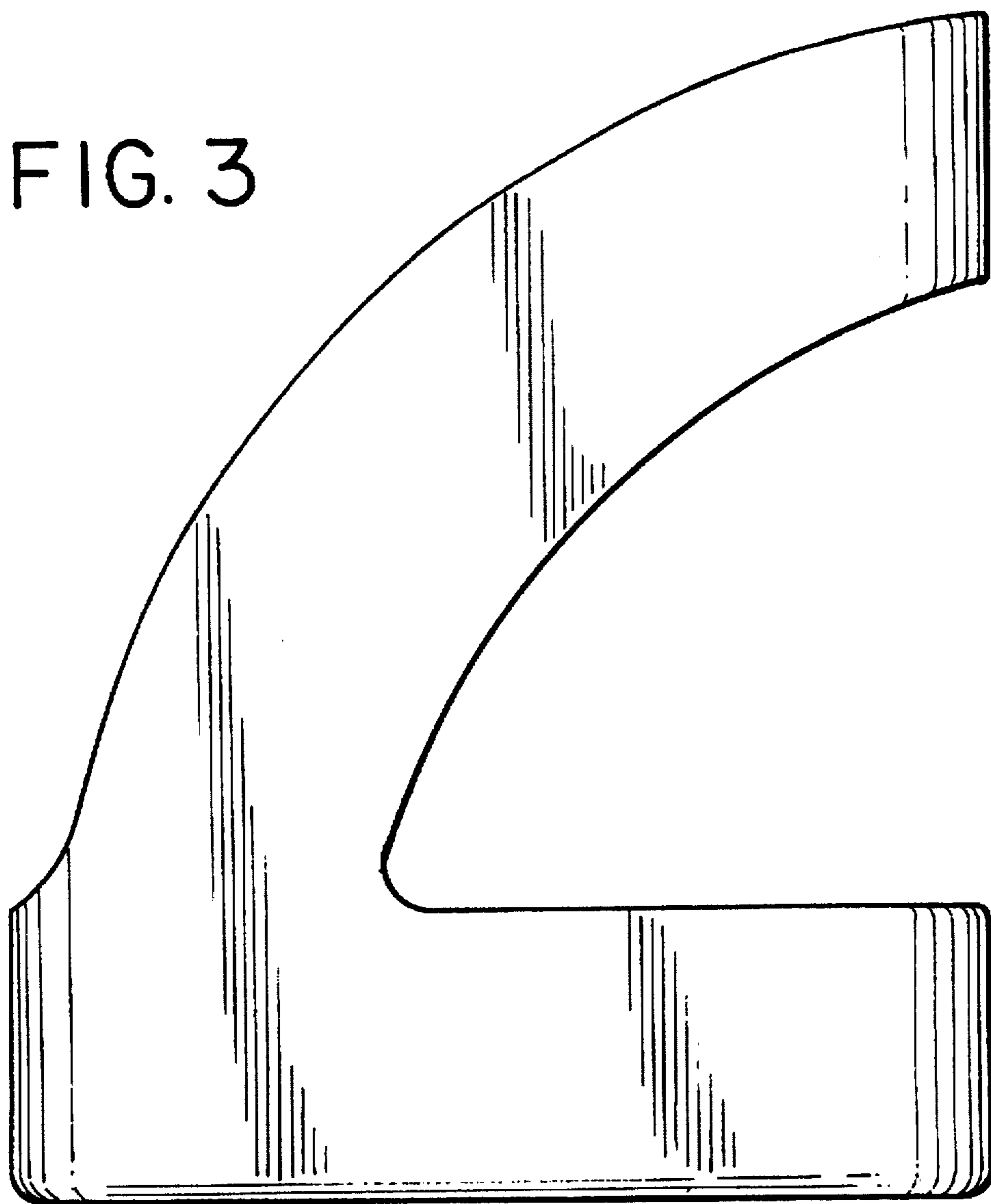


FIG. 4




FIG. 5




FIG. 6

