

US00D390590S

# United States Patent [19]

[11] Patent Number: **Des. 390,590**

**Bedol**

[45] Date of Patent: **\*\*Feb. 10, 1998**

[54] **CHECKBOOK CALCULATOR**

D. 340,472 10/1993 Chriest et al. .... D18/7 X  
D. 357,496 4/1995 Bedol ..... D18/7

[76] Inventor: **Mark A. Bedol**, P.O. Box 1268,  
Claremont, Calif. 91711

*Primary Examiner*—Caron D. Veynar

[\*\*] Term: **14 Years**

### [57] CLAIM

[21] Appl. No.: **63,901**

The ornamental design for a checkbook calculator, as shown and described.

[22] Filed: **Dec. 18, 1996**

### DESCRIPTION

[51] LOC (6) Cl. .... **18-01**

FIG. 1 is a front, left, bottom perspective view of a checkbook calculator, showing my new design;

[52] U.S. Cl. .... **D18/2; D3/249**

FIG. 2 is a front elevation view thereof shown in its open position;

[58] Field of Search ..... D18/2, 6, 7, 11;  
D3/249; D14/100, 105, 107; D19/11, 26;  
341/22, 23; 364/705.2, 706-710

FIG. 3 is a rear elevation view thereof shown in its open position;

FIG. 4 is a left side view thereof shown in its open position;

FIG. 5 is a right side view thereof shown in its open position;

FIG. 6 is a top view thereof shown in its open position; and,

FIG. 7 is a bottom view thereof shown in its open position.

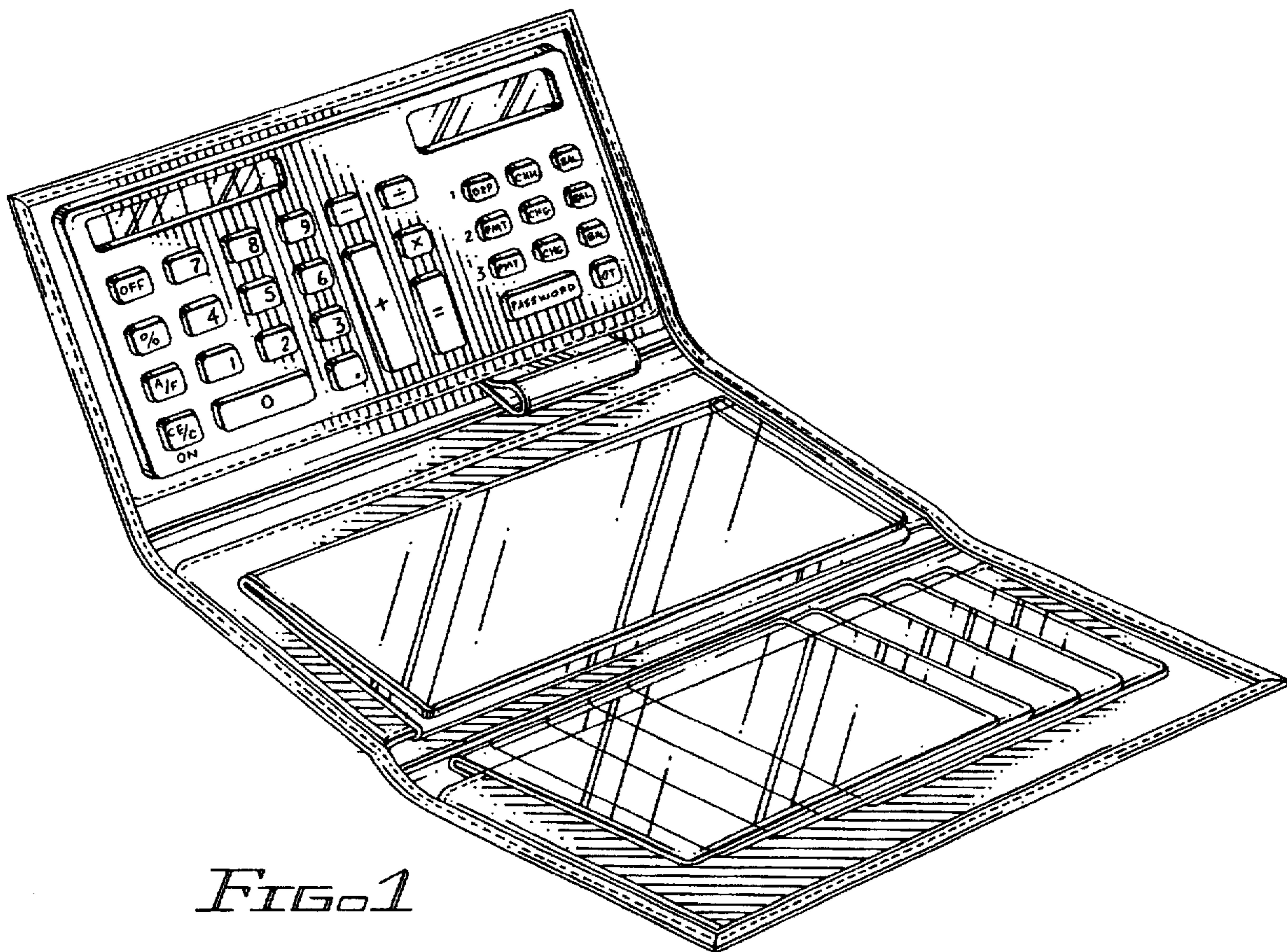
FIGS. 2-7 are drawn on a reduced scale from FIG. 1.

### [56] References Cited

#### U.S. PATENT DOCUMENTS

D. 258,704 3/1981 Kobayashi ..... D18/7  
D. 274,179 6/1984 Siwula ..... D18/7  
D. 335,685 5/1993 Chen ..... D18/7 X

**1 Claim, 2 Drawing Sheets**



*FIG. 1*





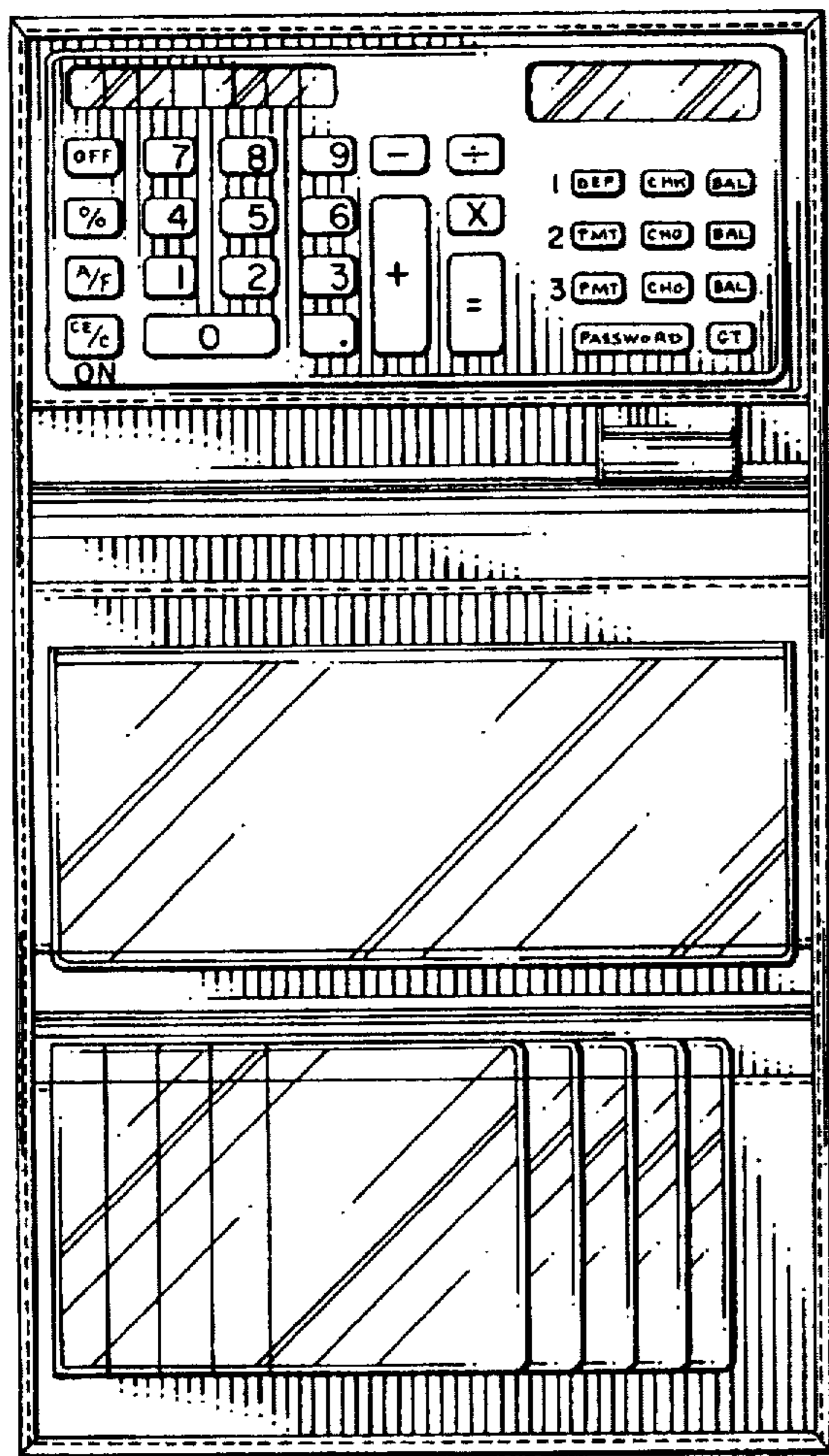


FIG. 2




FIG. 3



FIG. 6



FIG. 7