

US00D390572S

United States Patent [19]

Buskmiller et al.

[11] Patent Number: **Des. 390,572**

[45] Date of Patent: ****Feb. 10, 1998**

[54] **FACEPLATE FOR A CHASSIS**

[75] Inventors: **Michael Richard Buskmiller, Dallas; Henry Edgar Grimes, Jr., Rowlett; Edward C. Fontana, Rockwall, all of Tex.**

[73] Assignee: **Lucent Technologies Inc., Murray Hill, N.J.**

[**] Term: **14 Years**

[21] Appl. No.: **66,054**

[22] Filed: **Feb. 3, 1997**

[51] LOC (6) Cl. **14-03**

[52] U.S. Cl. **D14/257**

[58] Field of Search D14/257, 217; 455/347, 348, 349; 220/241, 254

[56] **References Cited**

U.S. PATENT DOCUMENTS

- D. 279,182 6/1985 Shenk, Jr. D14/257
- D. 349,706 8/1994 Ito D14/217

- D. 358,155 5/1995 Rak et al. D14/257
- D. 373,589 9/1996 Peterson et al. D14/188
- D. 382,880 8/1997 Clenkus et al. D14/257

Primary Examiner—**B. J. Bullock**

[57] **CLAIM**

An ornamental design for a faceplate for a chassis, as shown and described.

DESCRIPTION

FIG. 1 is an isometric view of the faceplate for a chassis incorporating the new design, the chassis being shown in broken lines for illustrative purposes only and forming no part of the claimed design;

FIG. 2 is an enlarged isometric view of the faceplate;

FIG. 3 is an enlarged front elevational view of the faceplate;

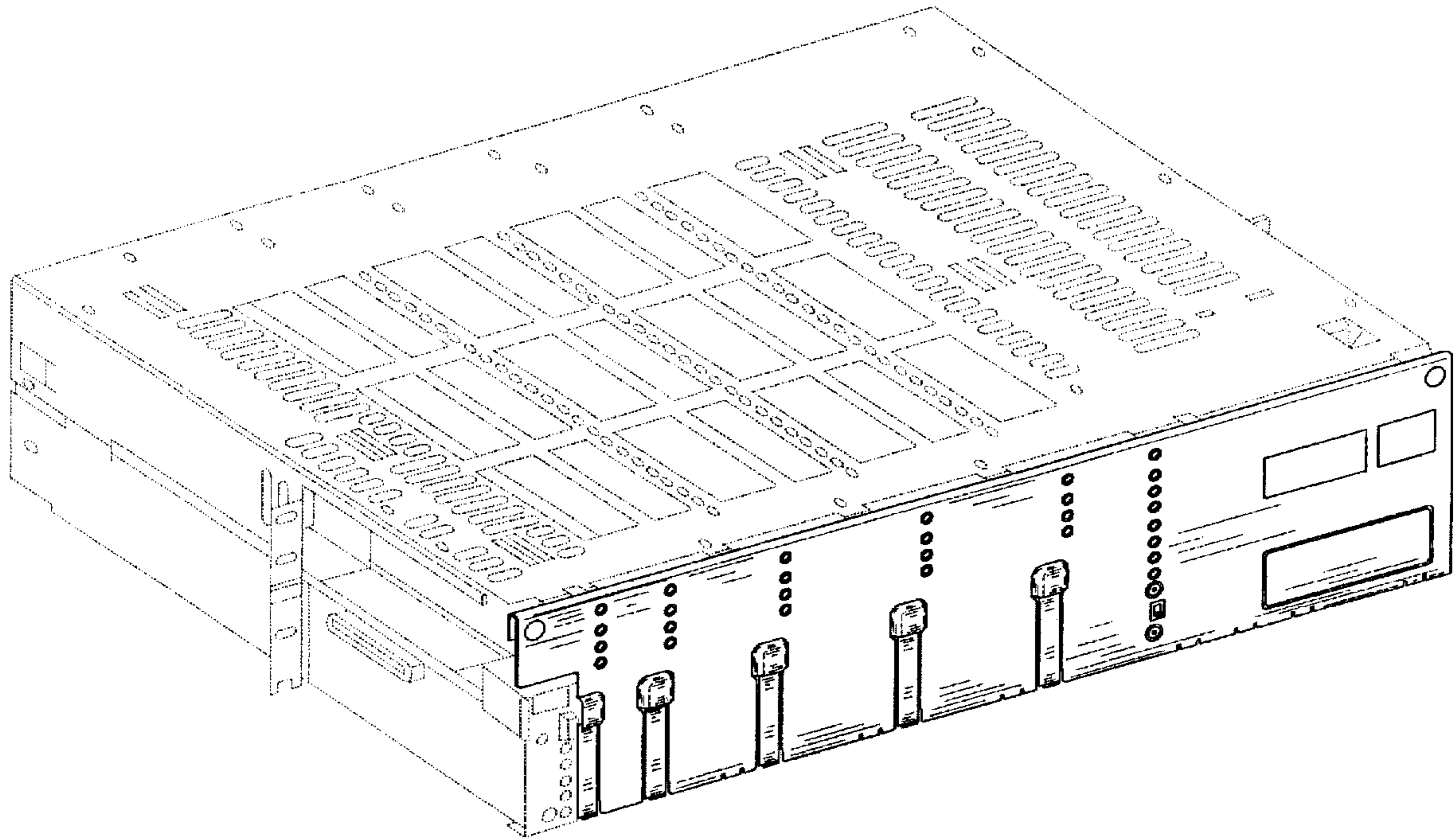
FIG. 4 is an enlarged top plan view of the faceplate;

FIG. 5 is an enlarged bottom plan view of the faceplate;

FIG. 6 is an enlarged left side elevational view of the faceplate; and,

FIG. 7 is an enlarged right side elevational view of the faceplate.

1 Claim, 5 Drawing Sheets



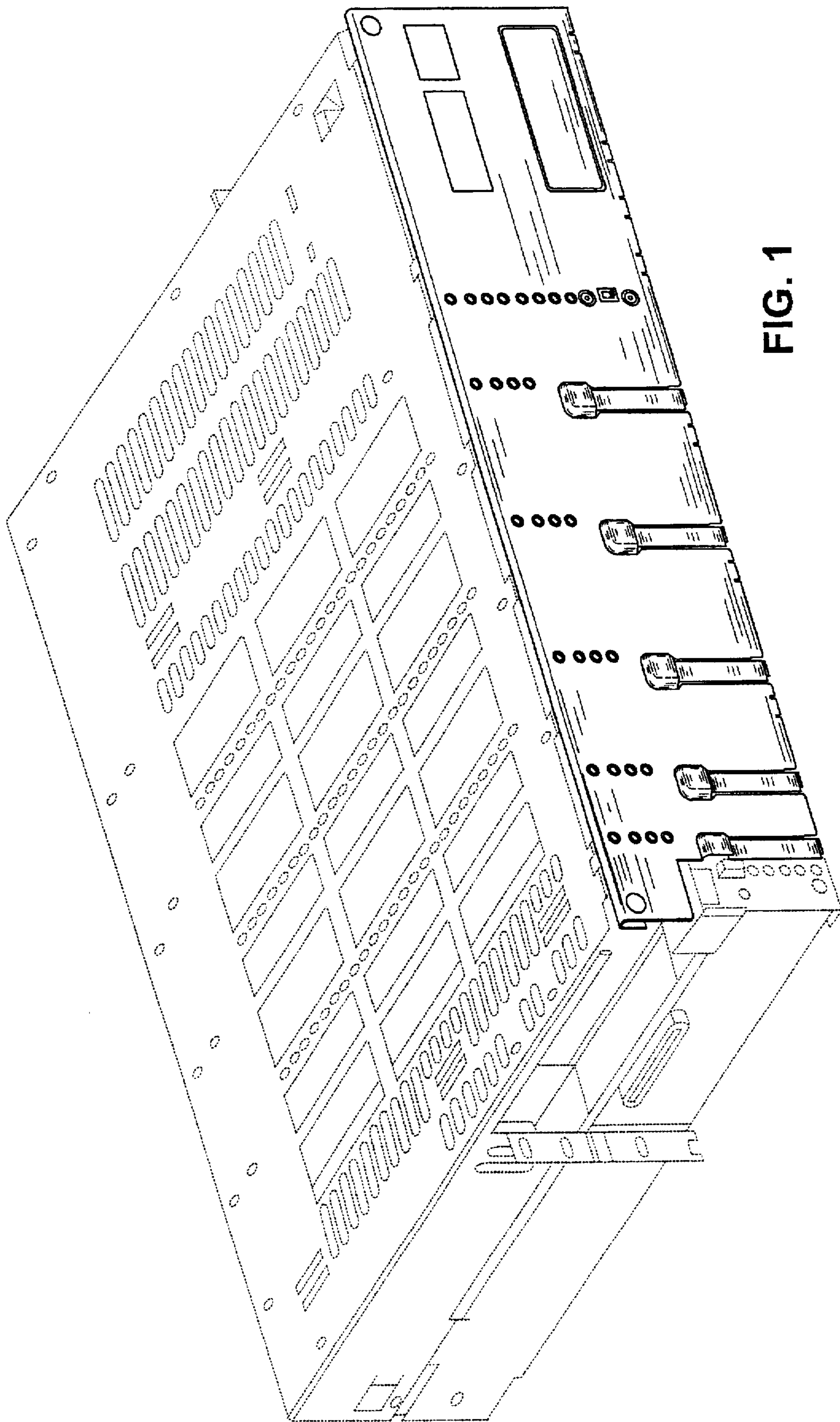


FIG. 1

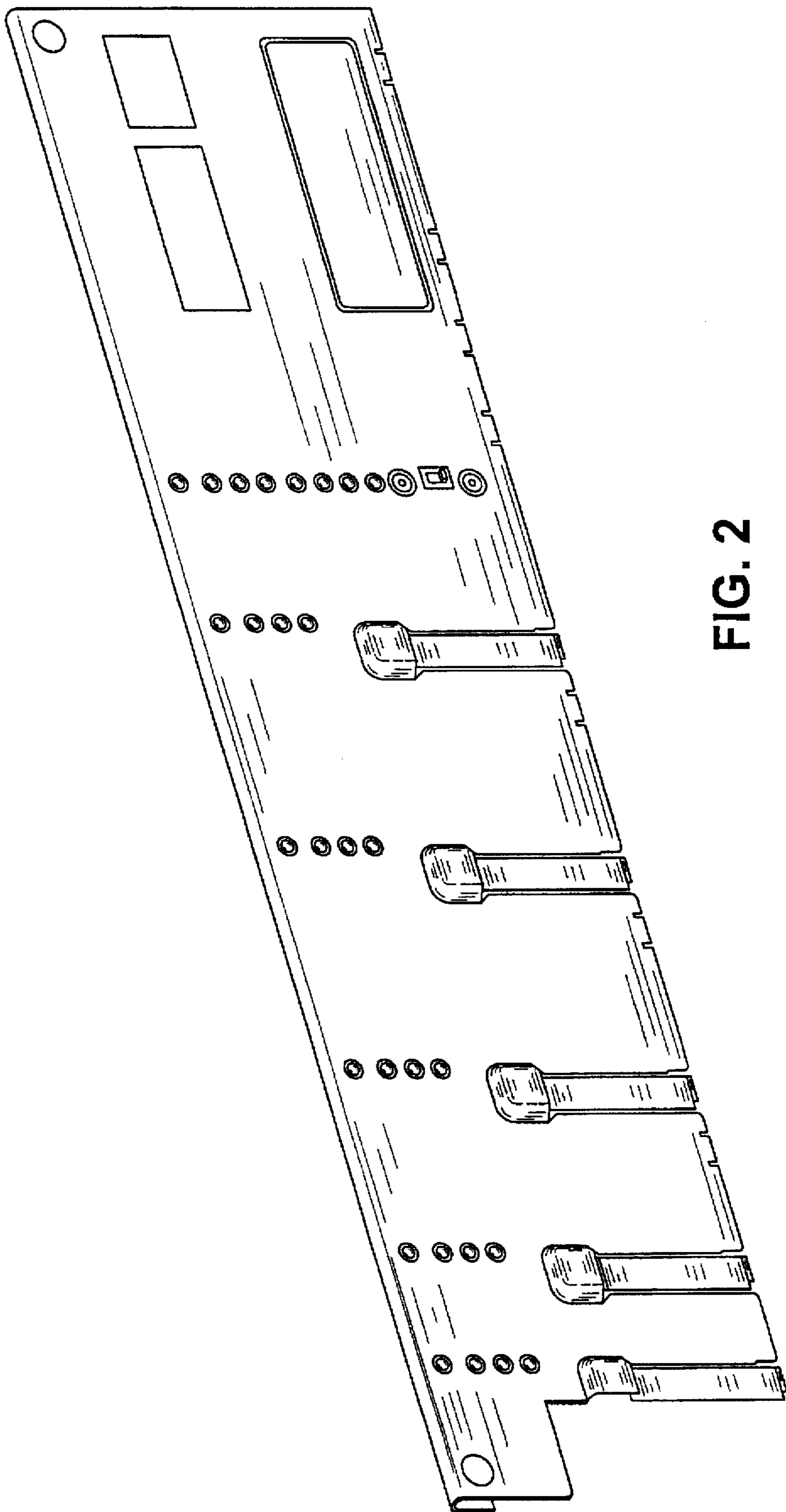


FIG. 2

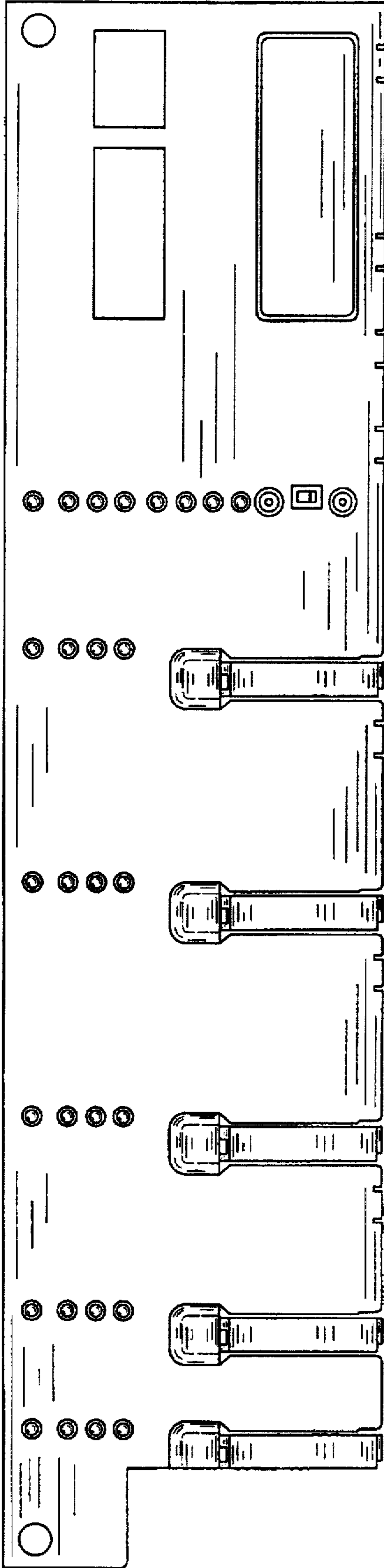


FIG. 3



FIG. 4

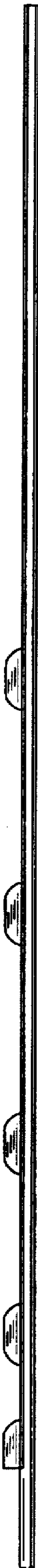


FIG. 5

FIG. 6



FIG. 7

