



US00D390568S

United States Patent [19]

Martek et al.

[11] Patent Number: **Des. 390,568**

[45] Date of Patent: ****Feb. 10, 1998**

[54] **MULTIPLE BEAM ANTENNA**

[75] Inventors: **Gary A. Martek, Kent; Douglas O. Reudink, Bellevue; J. Todd Elson, Seattle, all of Wash.**

[73] Assignee: **Metawave Communications Corporation, Redmond, Wash.**

[**] Term: **14 Years**

[21] Appl. No.: **63,269**

[22] Filed: **Dec. 3, 1996**

[51] LOC (6) Cl. **14-03**

[52] U.S. Cl. **D14/233**

[58] Field of Search D1/101, 102; D25/112, D25/113, 117, 119; D9/430, 428; 229/108, 109, 110; D14/230-231, 233-238; 455/73, 82, 90-91, 129, 269-270, 272; 343/725, 731, 832-834, 841-842, 872-873, 883, 829, 896-898, 901-903, DIG. 2, 786, 893, 815, 758, 702, 811, 837

[56] **References Cited**

U.S. PATENT DOCUMENTS

- D. 28,639 5/1898 Gere D9/430
- D. 75,980 8/1928 Pfeiffer D9/430
- D. 227,676 7/1973 Okada D14/230
- D. 271,766 12/1983 Eckmann et al. D14/233

- D. 280,703 9/1985 Strobe D9/430
- D. 290,121 6/1987 Claxton D14/233
- D. 291,881 9/1987 Koushiefes D24/113
- D. 321,693 11/1991 Mailandt D14/238
- D. 356,314 3/1995 Rich et al. D14/236
- 1,106,945 8/1914 Jeffries D14/234
- 1,638,699 8/1927 Moburg D14/234
- 2,014,785 9/1935 Schuler D14/234
- 2,468,123 4/1949 Shina 229/37
- 4,008,479 2/1977 Smith D14/234
- 5,525,967 6/1996 Azizi et al. D14/230

Primary Examiner—Ruth McInroy
Attorney, Agent, or Firm—Fulbright & Jaworski L.L.P.



[57] **CLAIM**

The ornamental design for a multiple beam antenna, as shown and described.

DESCRIPTION

FIG. 1 is a perspective view of a multiple beam antenna showing our new design;
 FIG. 2 is a front elevational view thereof;
 FIG. 3 is a side elevational view thereof; and,
 FIG. 4 is a bottom plan view thereof.
 FIG. 5 is a bottom plan view thereof showing the pole mounting for environmental purposes only.
 The pole (FIGS. 1-3 and 5) and pole mounting (FIG. 5) are shown in broken lines for illustrative purposes only and form no part of the claimed design.

1 Claim, 2 Drawing Sheets



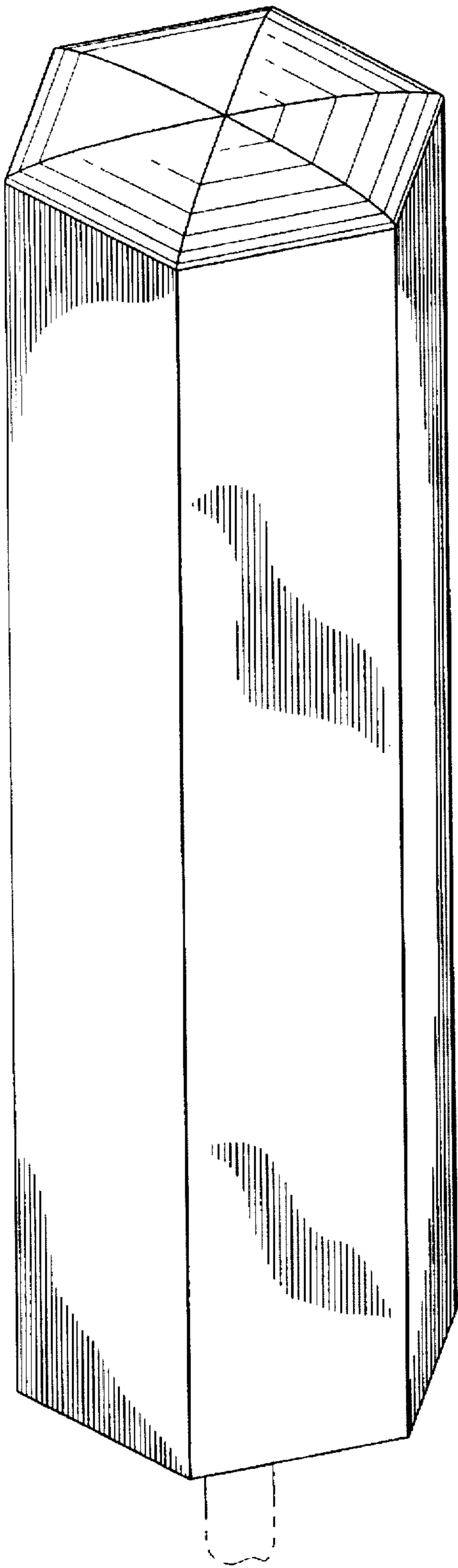


FIG. 1

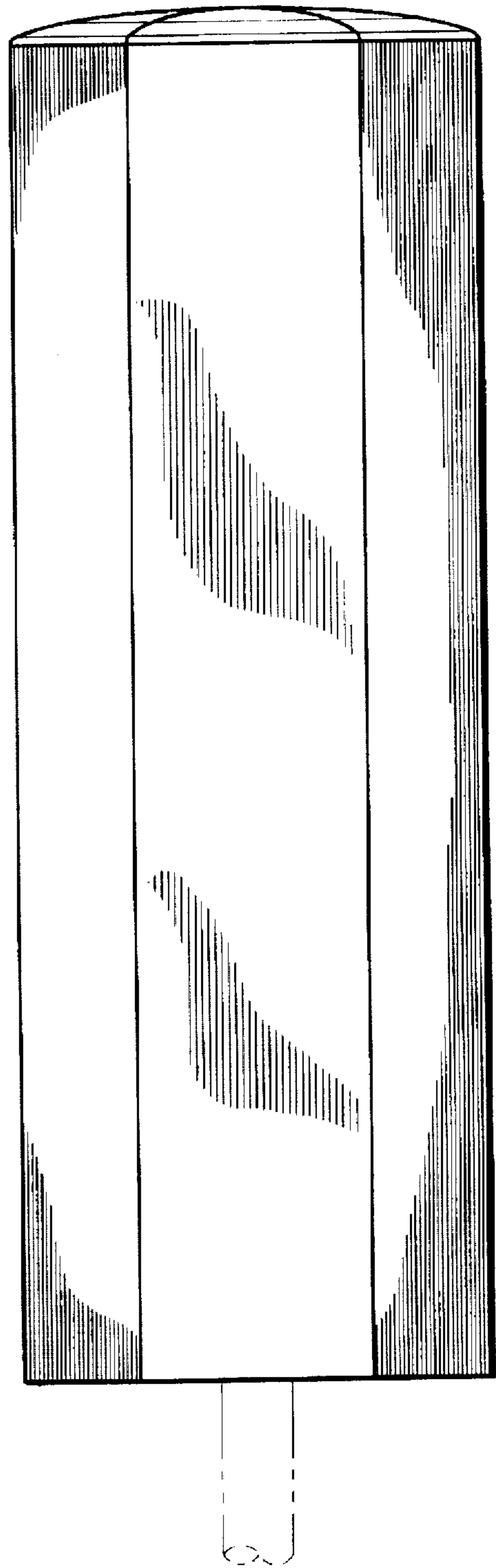


FIG. 2




FIG. 3

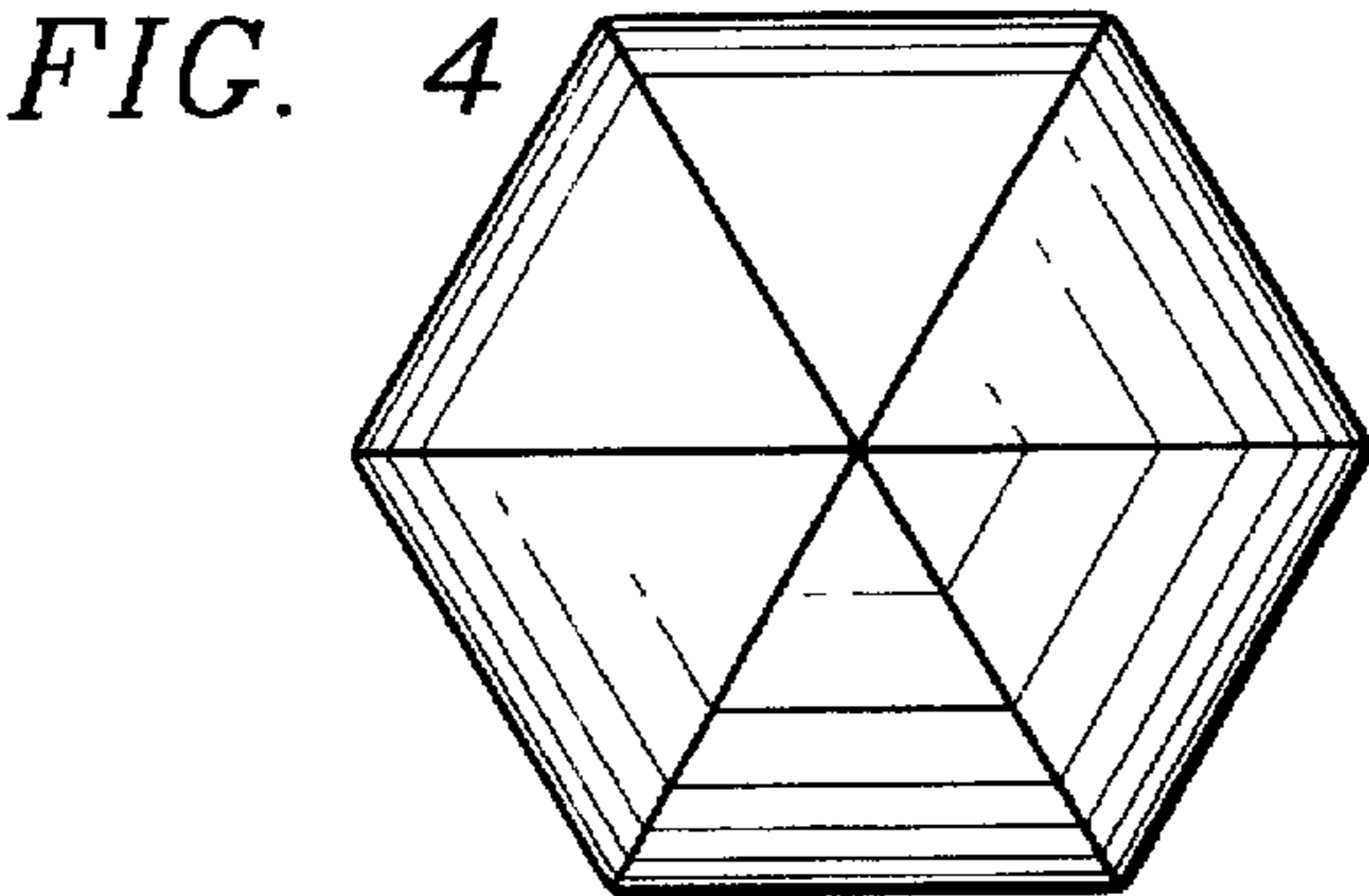


FIG. 4

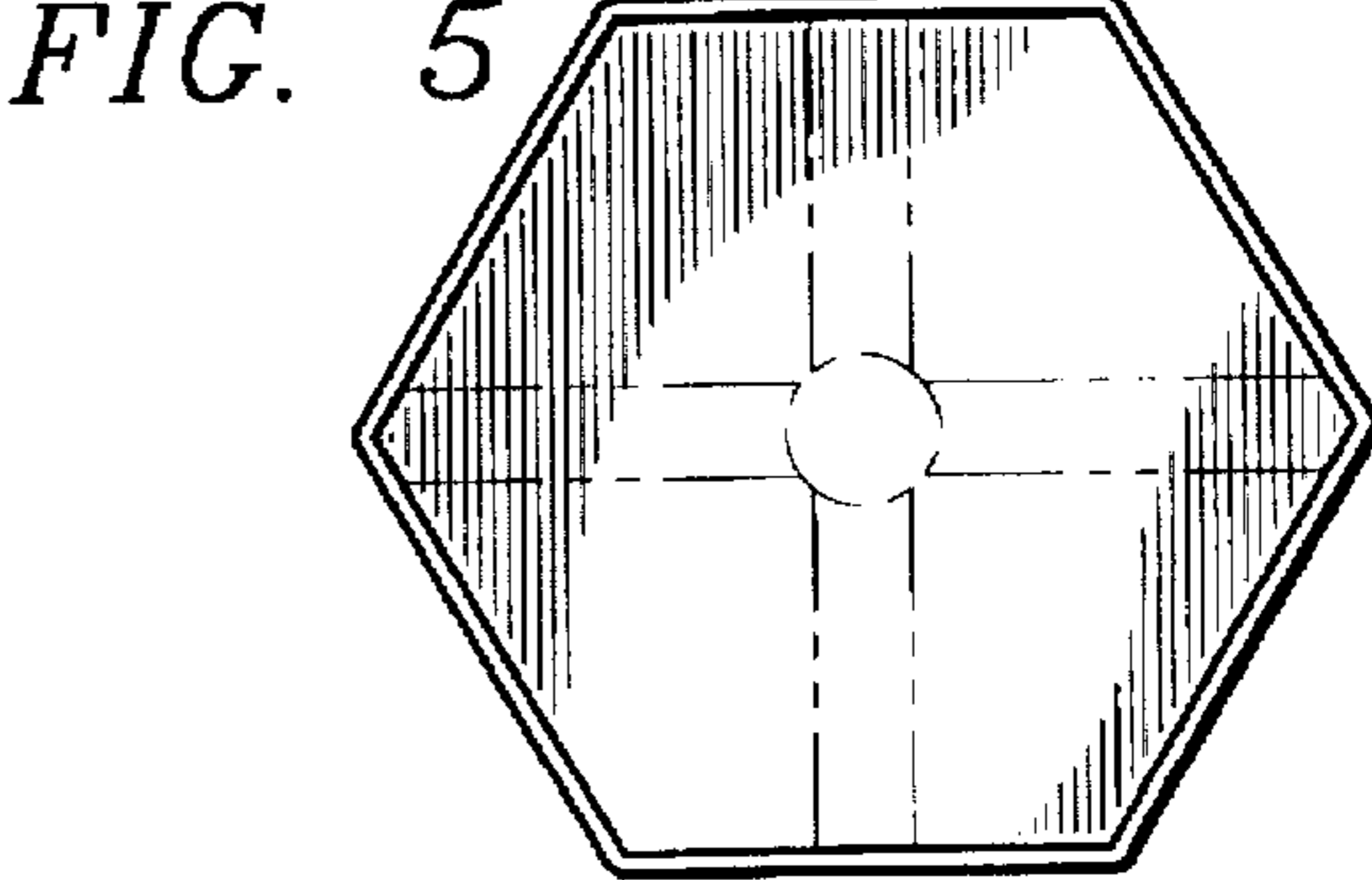


FIG. 5