



US00D390549S

United States Patent [19]
Tsai

[11] **Patent Number: Des. 390,549**
[45] **Date of Patent: **Feb. 10, 1998**

[54] **KEYBOARD**

[76] **Inventor: Huo-Lu Tsai**, No. 126-1, Shui-Nan Rd.,
Taichung City, Taiwan

[**] **Term: 14 Years**

[21] **Appl. No.: 67,682**

[22] **Filed: Mar. 11, 1997**

[51] **LOC (6) Cl. 14-02**

[52] **U.S. Cl. D14/115**

[58] **Field of Search** D14/100, 101,
D14/106, 115; D18/1, 2, 7; 178/17 A, 17 C;
235/145 A, 145 R; 200/5 A, 5 R, 6 A, 6 R;
345/160, 167, 168; 341/22, 23; 364/708.1;
400/472, 479, 484-489

[56] **References Cited**

U.S. PATENT DOCUMENTS

D. 340,043 10/1993 Louis D14/115

D. 370,477 6/1996 Chen D14/115
D. 375,088 10/1996 Tsai D14/115

Primary Examiner—Freda Nunn
Attorney, Agent, or Firm—Oblon, Spivak, McClelland,
Maier & Neustadt, P.C.

[57] **CLAIM**

The ornamental design for a keyboard, as shown and described.

DESCRIPTION

FIG. 1 is a perspective view of a keyboard showing my new design;

FIG. 2 is a front elevational view thereof;

FIG. 3 is a rear elevational view thereof;


FIG. 4 is a left side elevational view thereof;

FIG. 5 is a right side elevational view thereof;

FIG. 6 is a top plan view thereof; and,

FIG. 7 is a bottom plan view thereof.

1 Claim, 5 Drawing Sheets



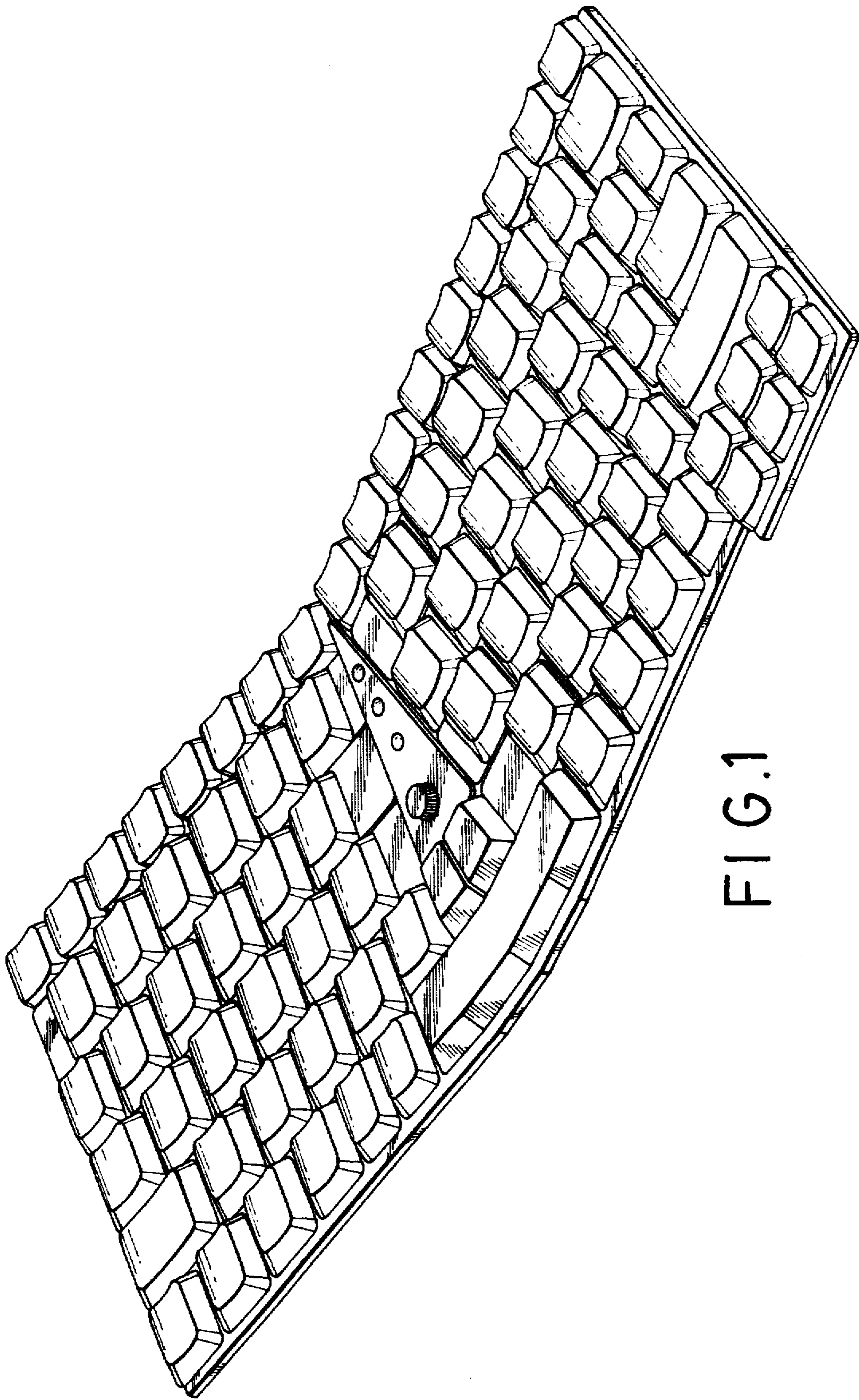


FIG. 1



FIG. 2

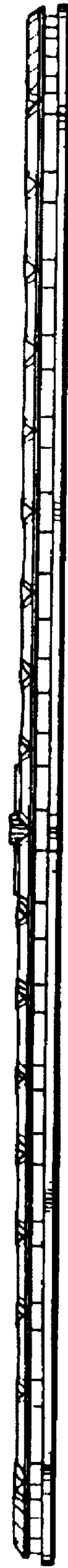


FIG. 3



FIG. 5



FIG. 4

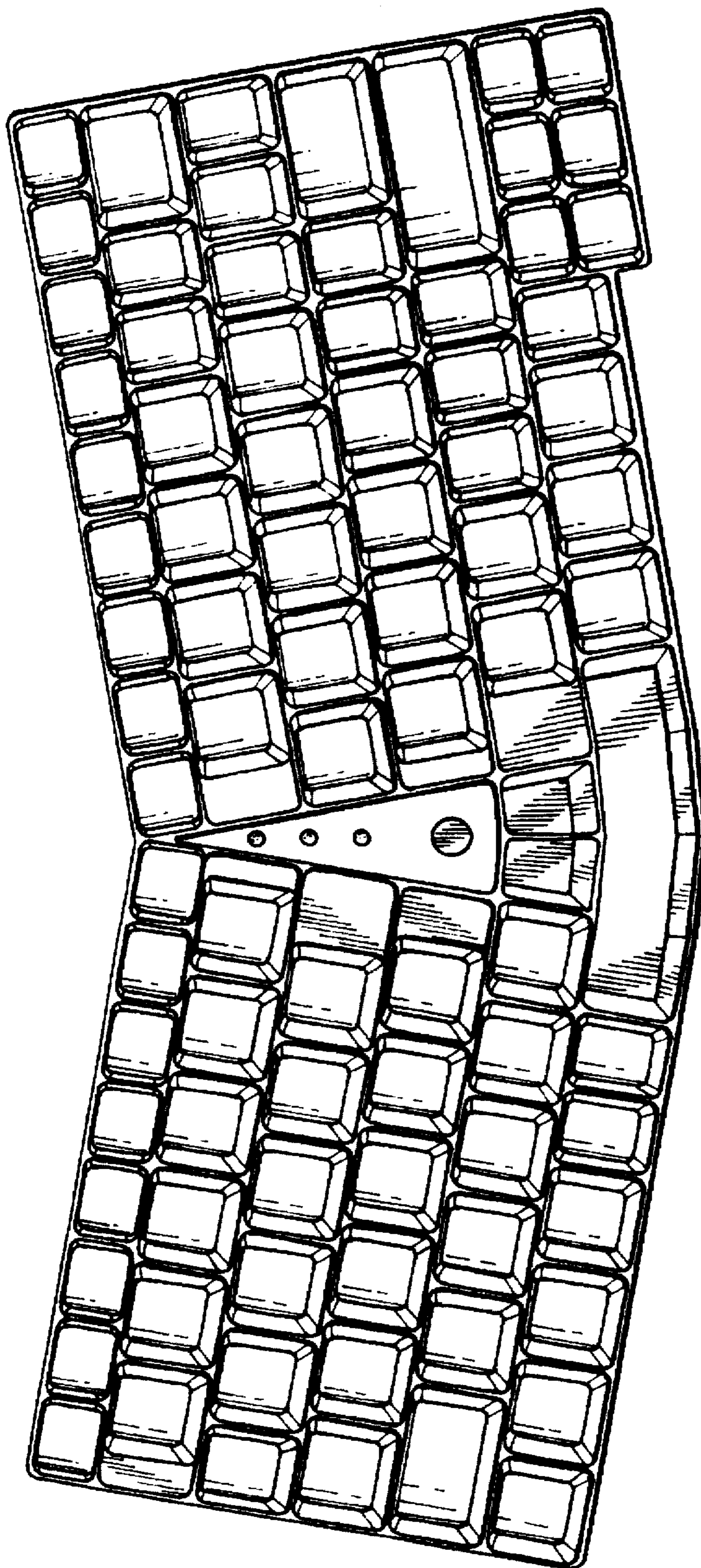


FIG. 6

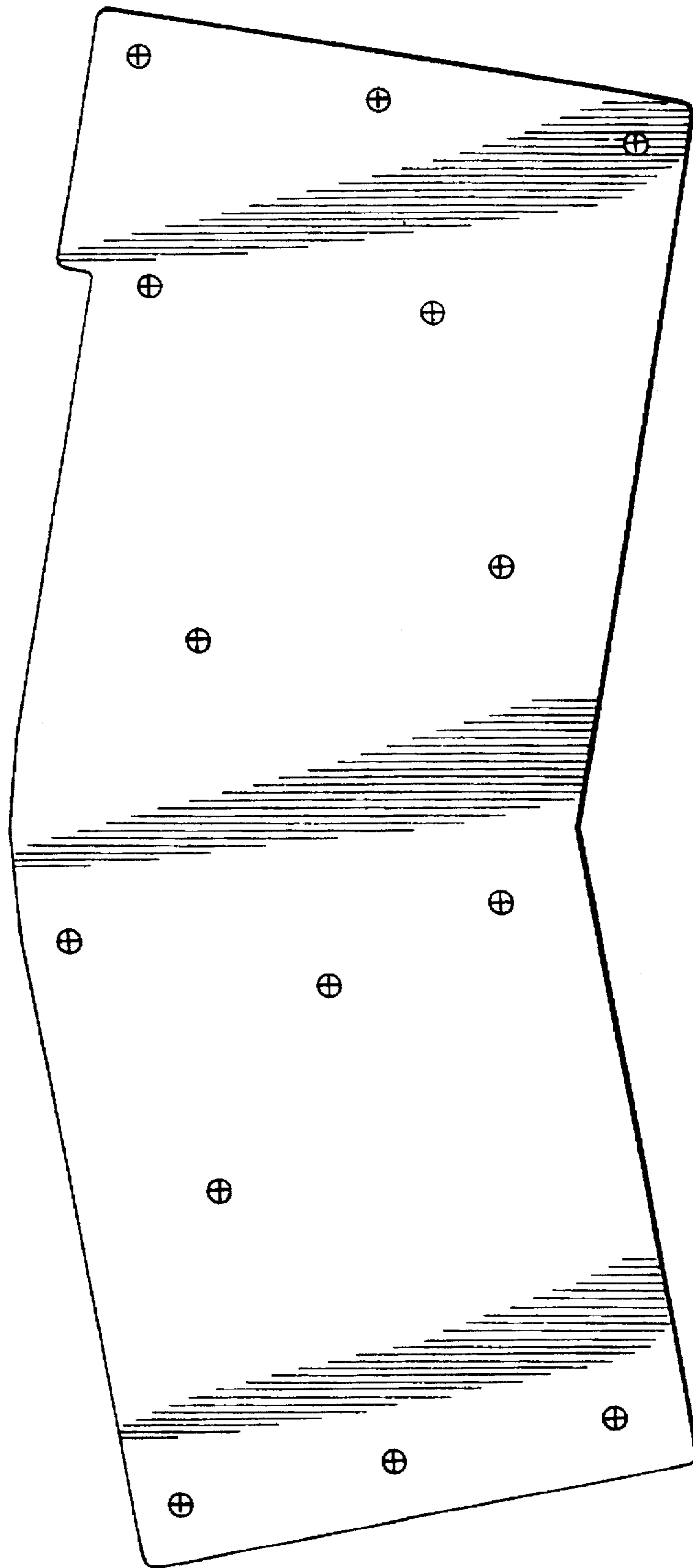


FIG. 7