



US00D390540S

United States Patent [19]

Brenner et al.

[11] Patent Number: **Des. 390,540**

[45] Date of Patent: ****Feb. 10, 1998**

[54] **PORTION OF A COMPUTER WITH PORTS FOR REMOVABLE DATA STORAGE MEDIA**

[75] Inventors: **Richard K. Brenner**, Fanwood, N.J.; **Mark S. Kimbrough**, Austin, Tex.; **Philip Leung**, Heaton, England; **Robert H. Garrett**; **Pearce Jones**, both of Austin, Tex.

[73] Assignee: **Brother International Corporation**, Somerset, N.J.

[**] Term: **14 Years**

[21] Appl. No.: **48,962**

[22] Filed: **Jan. 16, 1996**

[51] LOC (6) Cl. **14-02**

[52] U.S. Cl. **D14/100**

[58] Field of Search D14/100, 102, D14/105, 107, 108, 109; D18/1, 7; 345/104, 156, 168, 173; 361/680-696; 364/708.1; 439/95; D13/162, 184, 199

[56] **References Cited**

U.S. PATENT DOCUMENTS

D. 349,730 8/1994 Fung D14/106 X

D. 377,340 1/1997 Brenner et al. D14/106 X
4,152,770 5/1979 Olander, Jr. et al. .
5,058,045 10/1991 Ma D14/107 X
5,100,098 3/1992 Hawkins .

Primary Examiner—Freda Nunn
Attorney, Agent, or Firm—Oliff & Berridge, P.L.C.

[57] **CLAIM**

The ornamental design for portion of a computer with ports for removable data storage media, as shown and described.

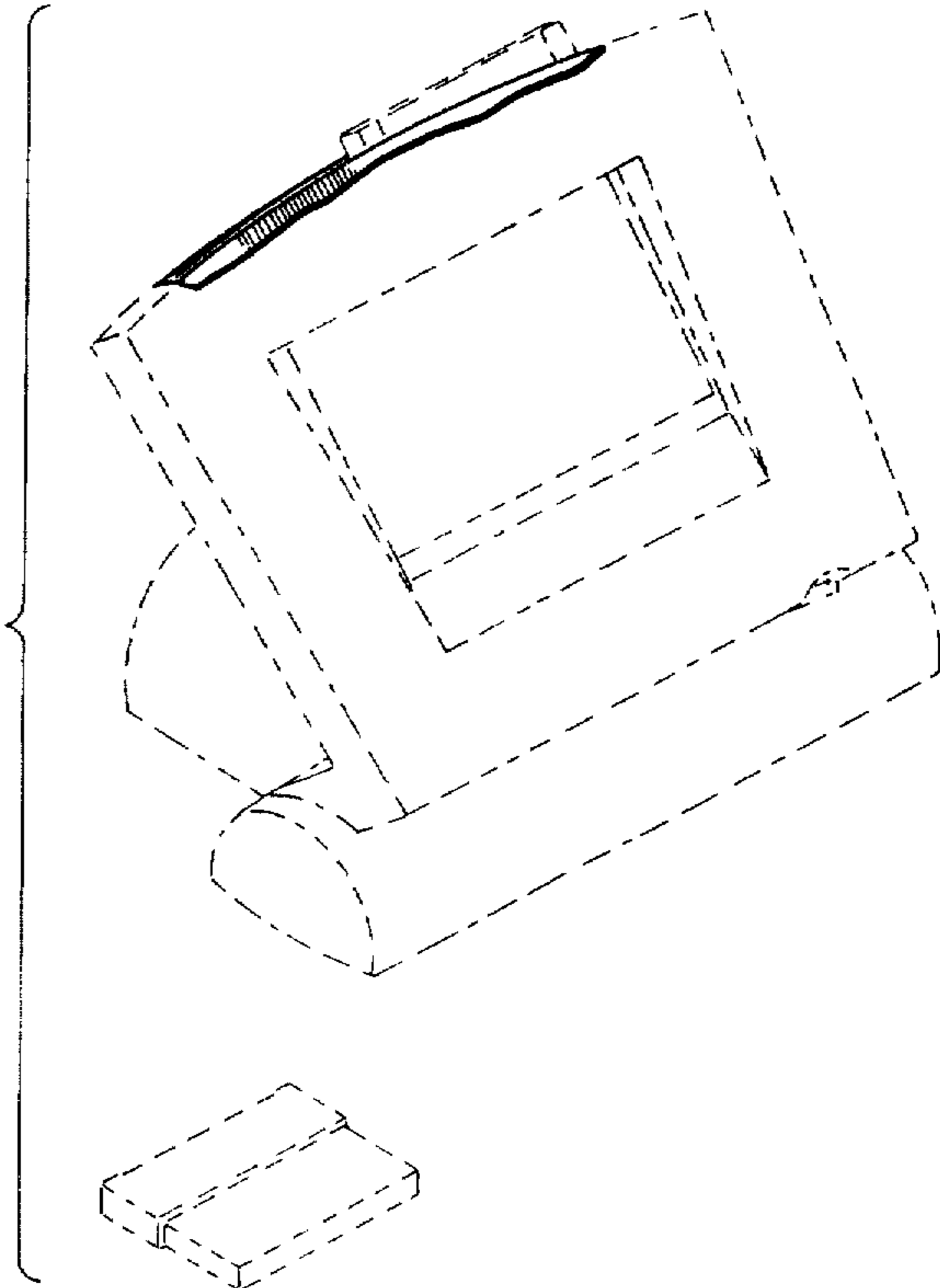
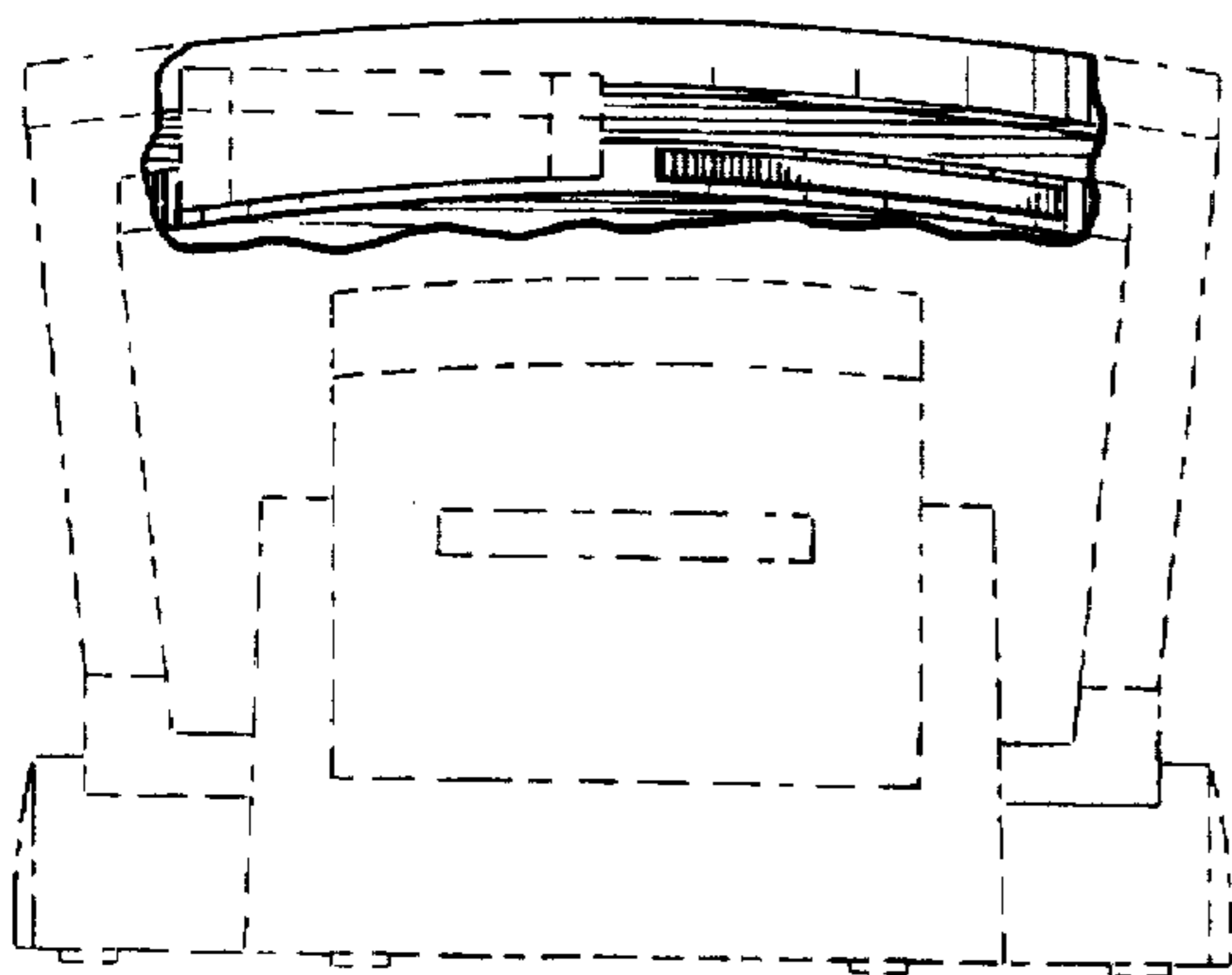
DESCRIPTION

FIG. 1 is a rear view of a portion of a computer with ports for removable data storage media showing our new design wherein a removable data storage element is shown in the right port in broken lines the left port being empty;

FIG. 2 is a top view thereof; and,

FIG. 3 is a front perspective view thereof wherein a removable data storage element shown inserted in the right port and a separate element are shown in broken lines.

1 Claim, 2 Drawing Sheets



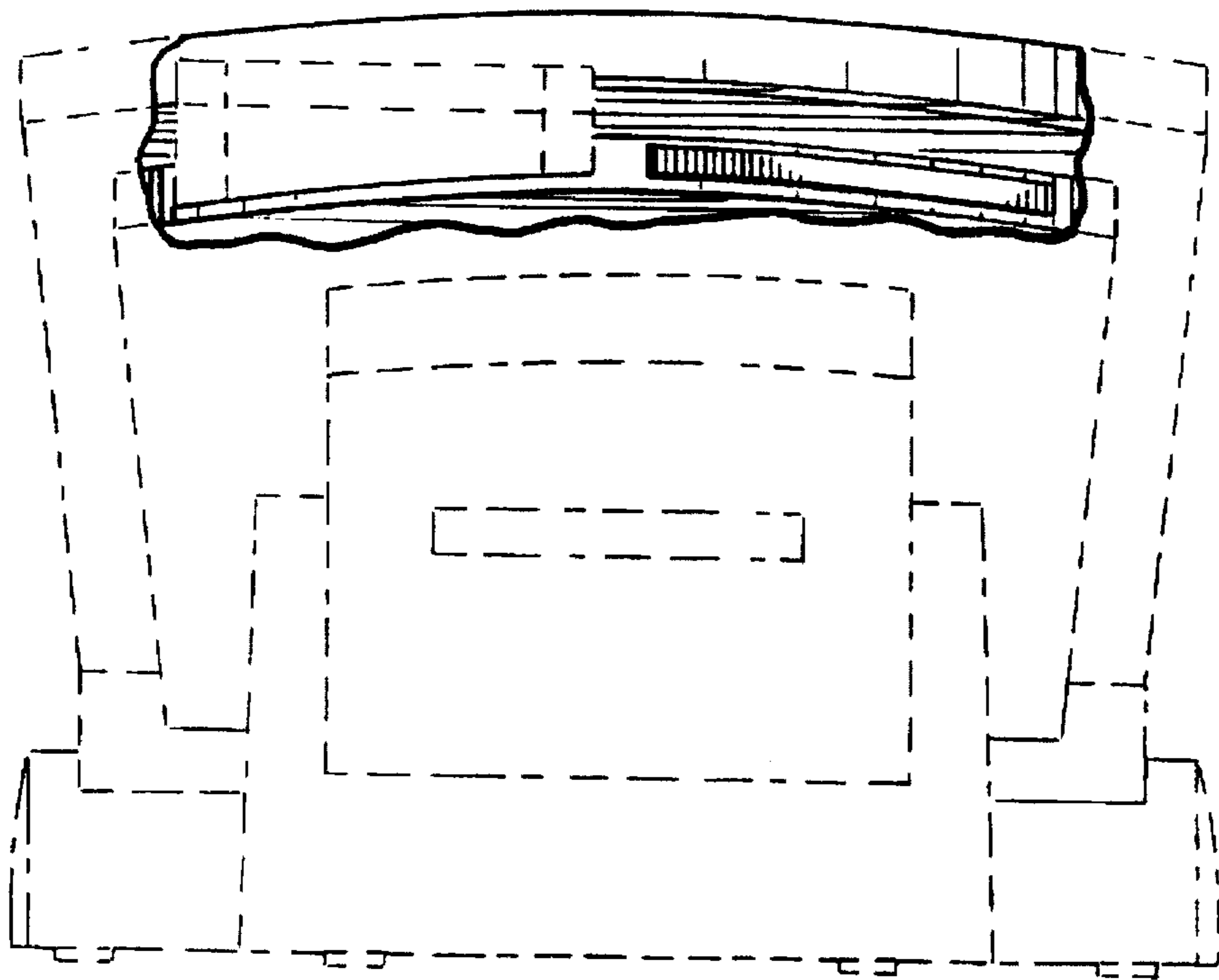


FIG. 1

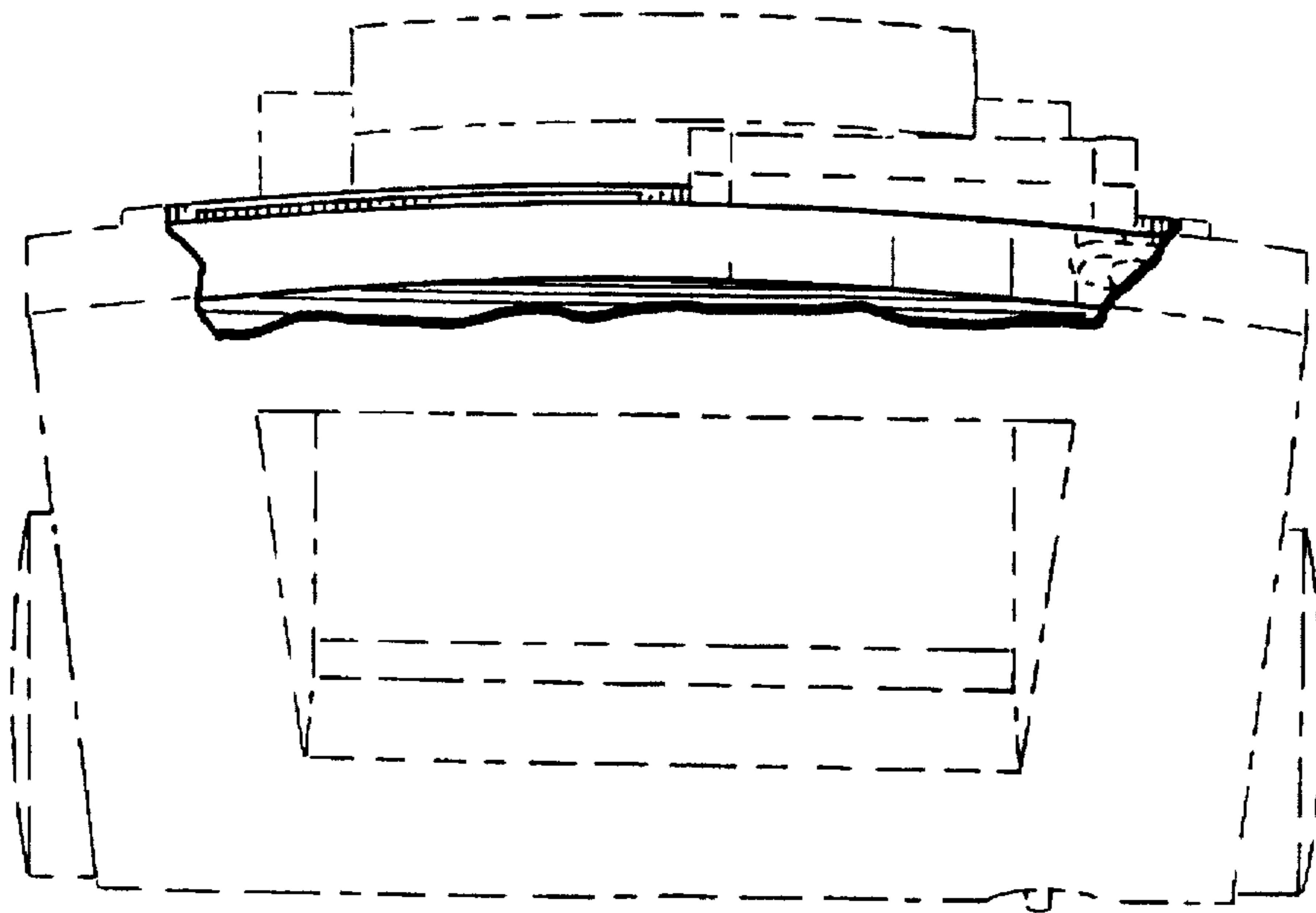


FIG. 2




FIG. 3