



US00D390517S

# United States Patent [19]

Guspodin et al.

[11] Patent Number: **Des. 390,517**

[45] Date of Patent: **\*\*Feb. 10, 1998**

[54] **TIRE TREAD**

[75] Inventors: **James G. Guspodin**, Akron; **Joseph F. Molnar**, Wadsworth, both of Ohio

[73] Assignee: **Bridgestone/Firestone, Inc.**, Akron, Ohio

[\*\*] Term: **14 Years**

[21] Appl. No.: **68,073**

[22] Filed: **Feb. 28, 1997**

[51] LOC (6) Cl. .... **12-15**

[52] U.S. Cl. .... **D12/147**

[58] Field of Search ..... **D12/136, 138, D12/140-152; 152/209 A, 209 B, 209 D, 209 R**

[56] **References Cited**

**U.S. PATENT DOCUMENTS**

D. 253,644	12/1979	Peron	.....	D12/146
D. 310,985	10/1990	Covert et al.	.....	D12/147
D. 328,268	7/1992	Constant	.....	D12/146
D. 328,580	8/1992	Killian	.....	D12/147
D. 344,050	2/1994	Attinello et al.	.....	D12/147
D. 346,142	4/1994	Consolacion et al.	.....	D12/147
D. 347,607	6/1994	Montag et al.	.....	D12/147
D. 350,511	9/1994	Anderson et al.	.....	D12/147
D. 381,606	7/1997	Graas et al.	.....	D12/147

**FOREIGN PATENT DOCUMENTS**

M 94 04 599 10/1994 Germany .

**OTHER PUBLICATIONS**

Seiberling Falcon Sport Radial Tire, 1995 Tread Design Guide, p. 62, Jan. 1995.

Ultra-Tech Radial GT Tire, 1995 Tread Design Guide, p. 71, Jan. 1995.

Goodyear Workhorse Radial Tire, 1995 Tread Design Guide, p. 95, Jan. 1995.

*Primary Examiner*—James Gandy  
*Assistant Examiner*—Robert M. Spear  
*Attorney, Agent, or Firm*—Carmen S. Santa Maria

[57] **CLAIM**

The ornamental design for a tire tread, as shown and described.

**DESCRIPTION**

FIG. 1 is a side perspective view of a tire tread showing our new design, it being understood that the tread pattern is repeated throughout the circumference of the tire tread, the opposite side being substantially the same as that shown;

FIG. 2 is a front elevational view thereof;

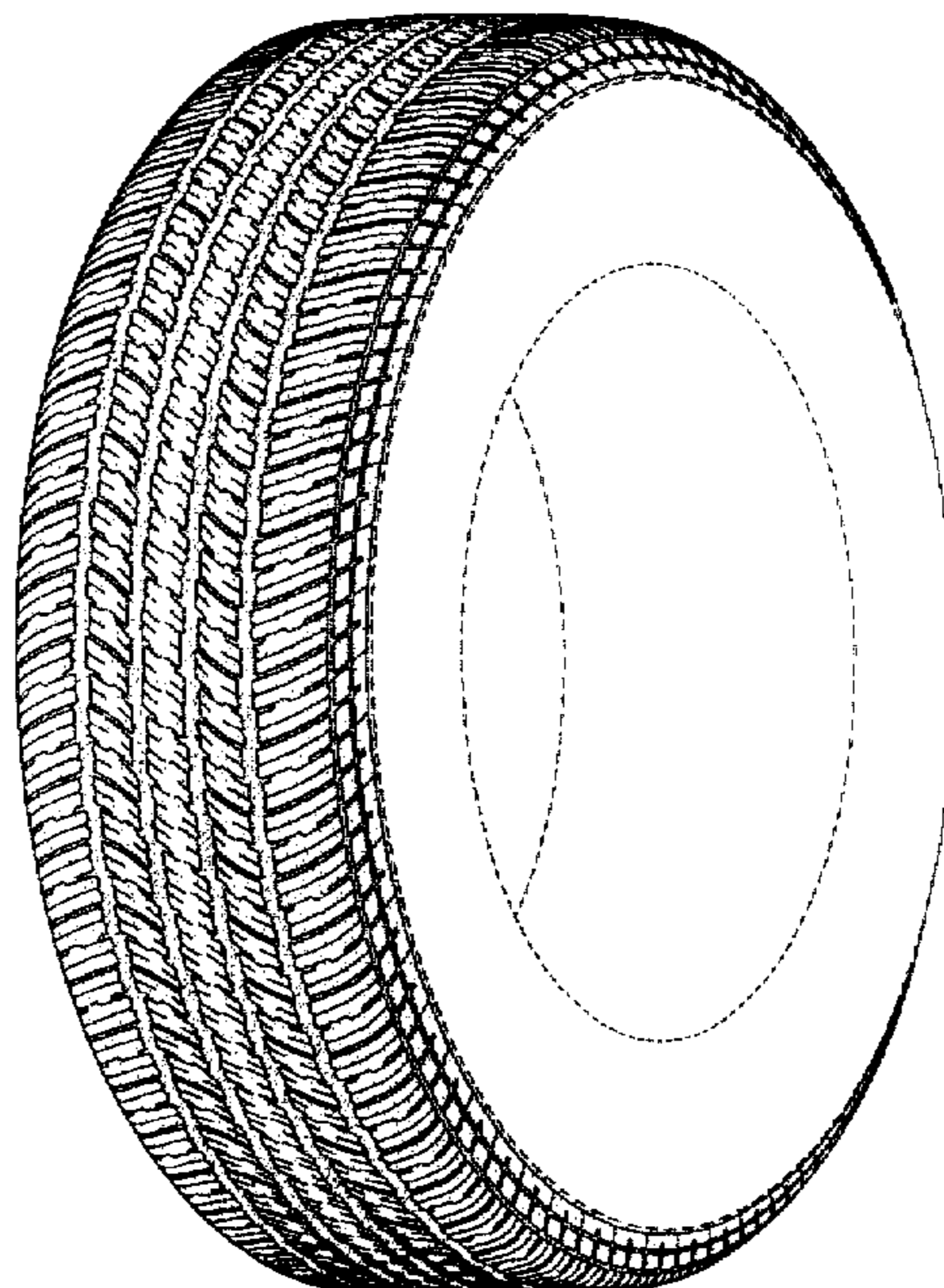
FIG. 3 is a side elevational view of the right side thereof, the opposite side being identical; and,

FIG. 4 is an enlarged fragmentary front elevational view thereof.

The broken lines defining the tire inner bead and the peripheral boundary between the tire bead and the sidewall are for illustrative purposes only and form no part of the claimed design.

The dark stippled surface shading represents the recessed portion of the tread grooves, having a depth as best shown in FIG. 2.

**1 Claim, 4 Drawing Sheets**



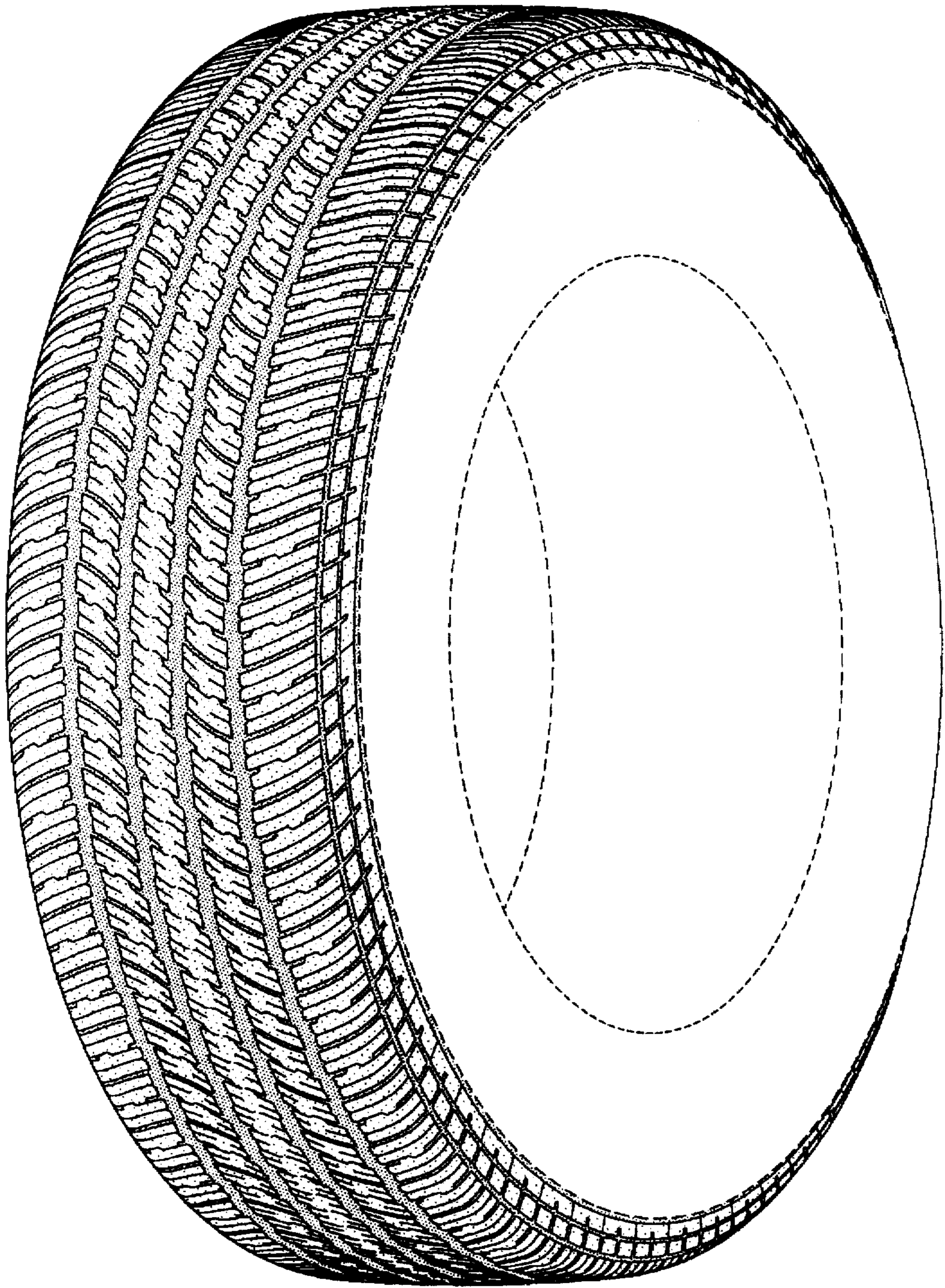


FIG-1

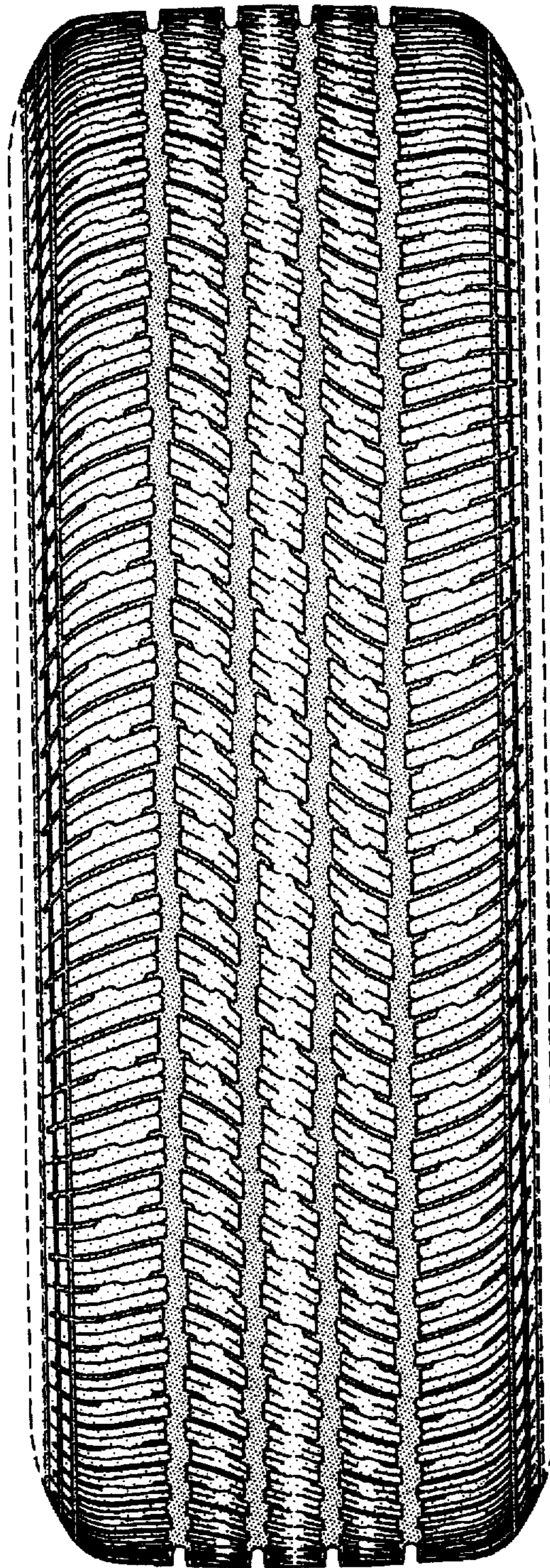


FIG-2

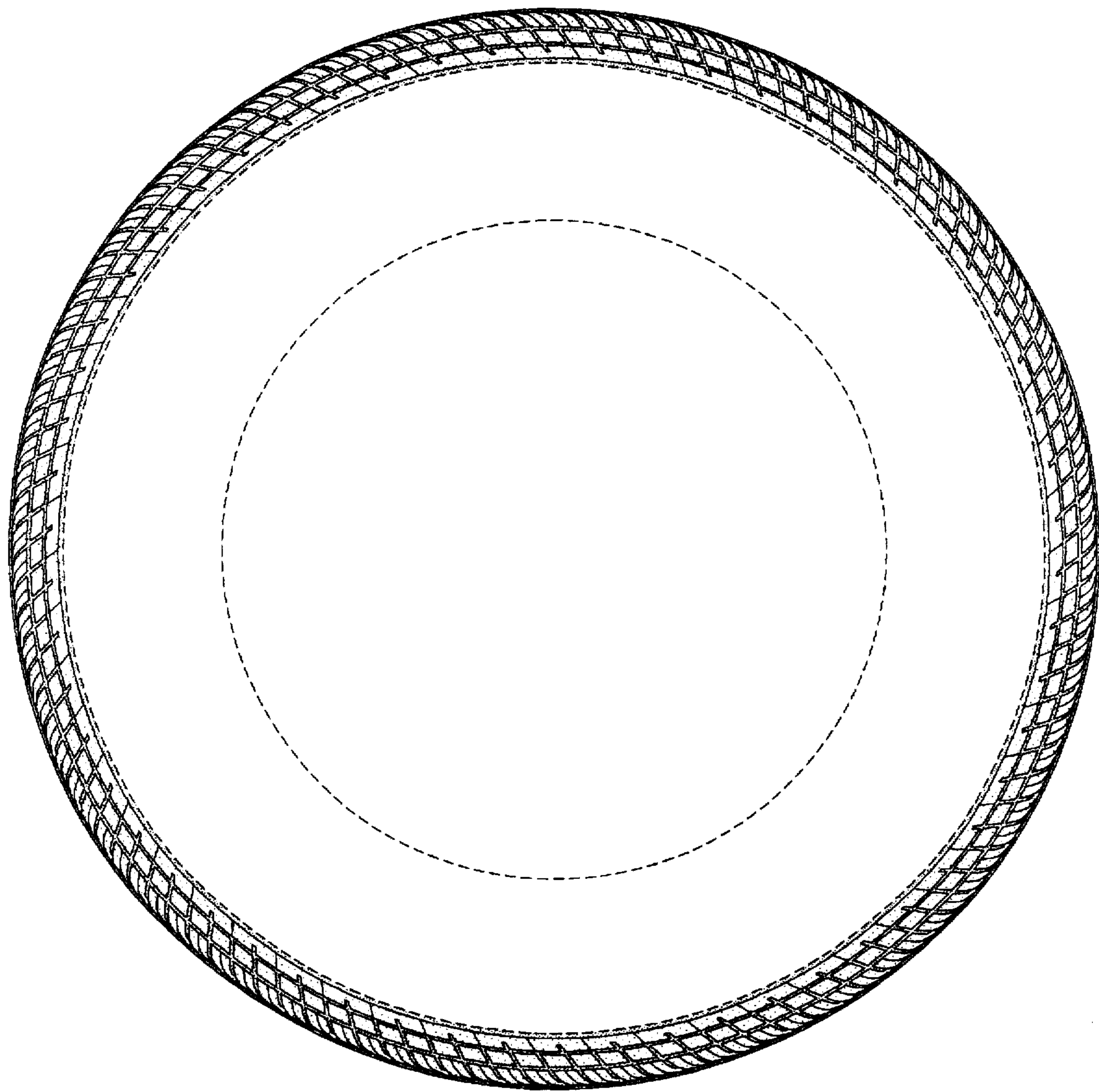


FIG-3

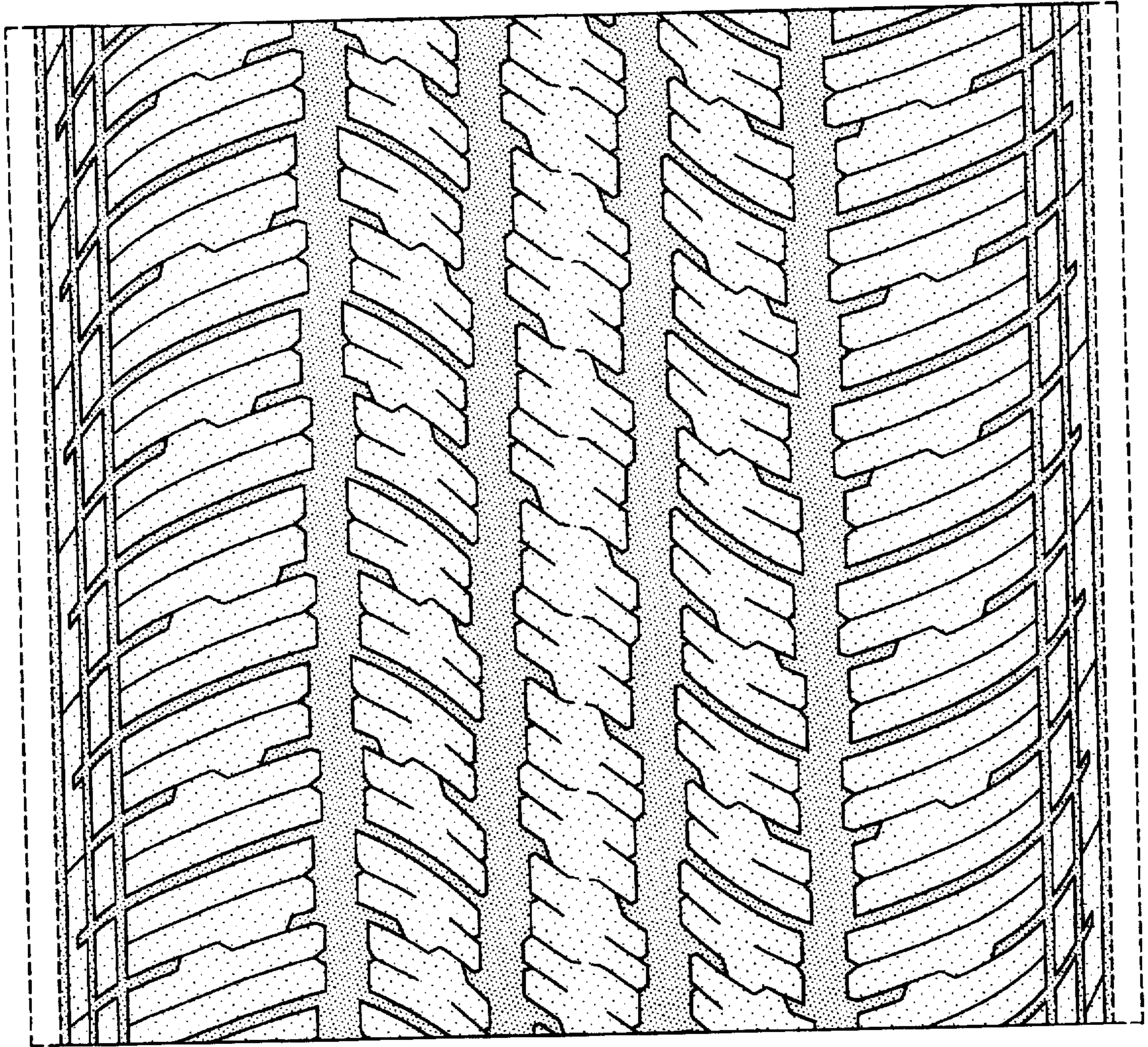


FIG-4