



US00D390493S

United States Patent [19]
Fletcher

[11] **Patent Number: Des. 390,493**
[45] **Date of Patent: **Feb. 10, 1998**

[54] **MONEY CLIP**

OTHER PUBLICATIONS

[76] **Inventor: Gordon C. Fletcher, 2851 Valley View, Las Vegas, Nev. 89102**

1993-1994 Evans Catalog p. 72y—Item No. 6 upper left side of page.

[**] **Term: 14 Years**

Primary Examiner—Ralf Seifert
Attorney, Agent, or Firm—Sue Z. Shaper; Butler & Binion, L.L.P.

[21] **Appl. No.: 66,046**

[22] **Filed: Feb. 3, 1997**

[57] **CLAIM**

[51] **LOC (6) Cl. 11-01**

The ornamental design for a money clip, as shown and described.

[52] **U.S. Cl. D11/78.1**

[58] **Field of Search D11/78.1, 215;**
D19/56, 65, 86; 70/458; 24/488, 67 R;
D8/395; D28/395

DESCRIPTION

[56] **References Cited**

FIG. 1 is a front elevational view of a money clip showing my new design, the broken line showing of a horse and rider is for illustrative purposes only and forms no part of the claimed design;

U.S. PATENT DOCUMENTS

D. 145,697	10/1946	Mills	D11/78.1
D. 175,981	11/1955	Robeck	D11/78.1
D. 178,869	10/1956	Cousins	D11/78.1
D. 221,412	8/1971	Laughlin	D11/78.1
D. 283,844	5/1986	Saad et al.	D11/78.1
D. 301,017	5/1989	Norman et al.	D11/78.1
D. 363,453	10/1995	Herdt	D11/78.1
5,201,799	4/1993	Johnson	24/563

FIG. 2 is a side elevational view;

FIG. 3 is a bottom plan view;

FIG. 4 is a top plan view; and,

FIG. 5 is a rear elevational view.

1 Claim, 1 Drawing Sheet





FIG. 1

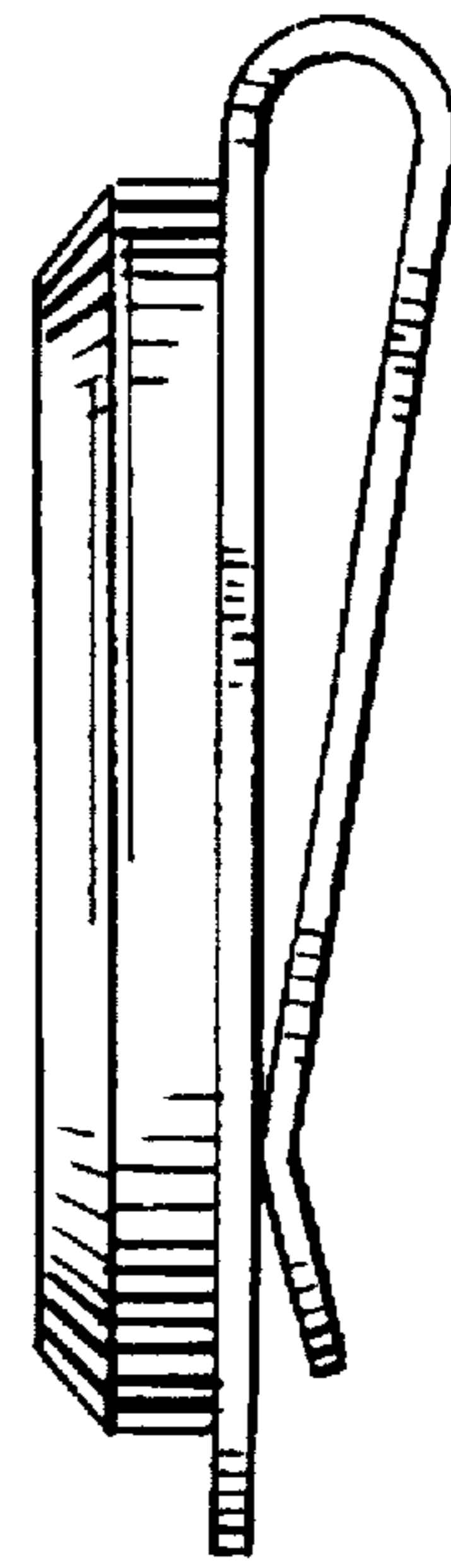


FIG. 2




FIG. 3




FIG. 4

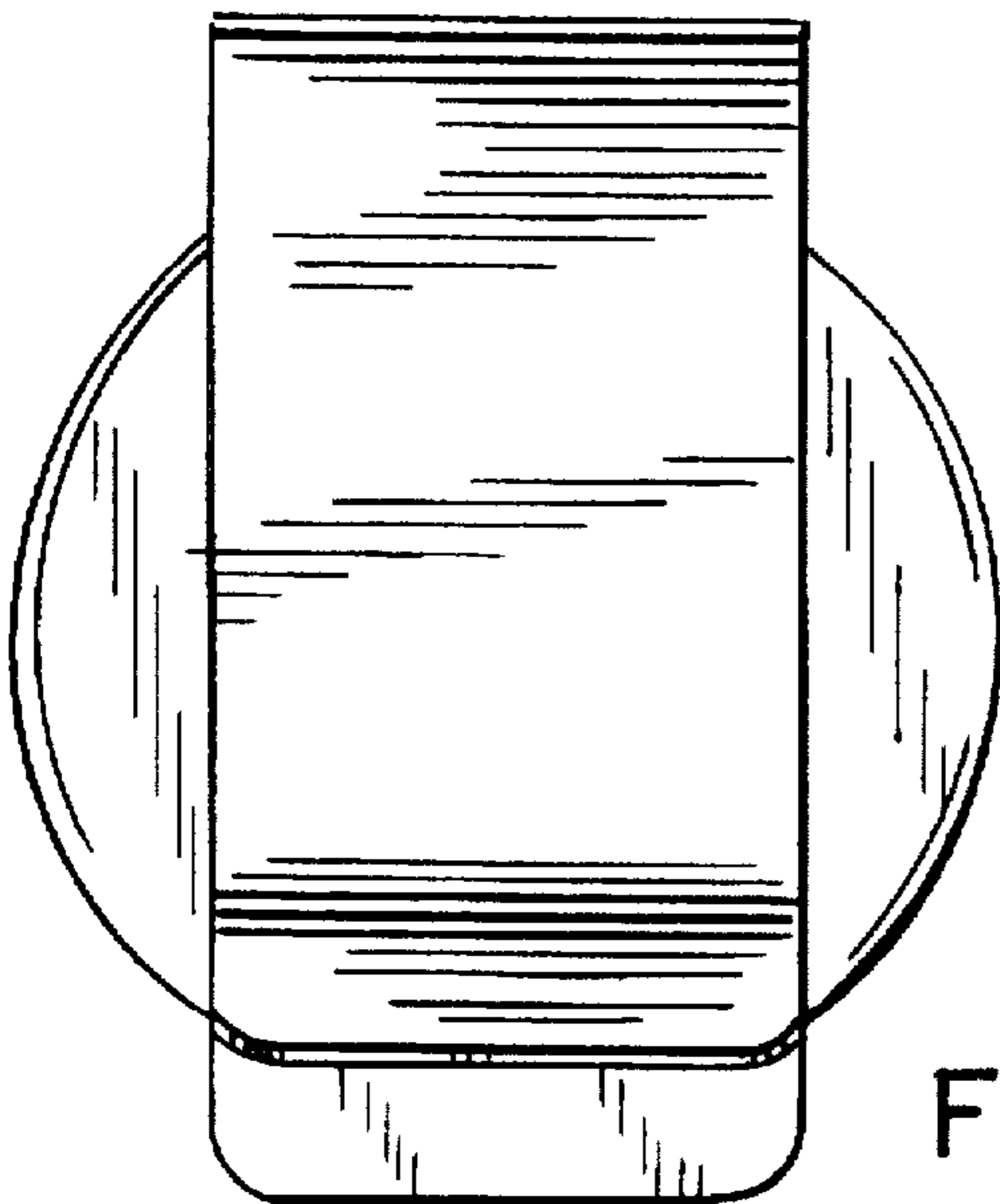


FIG. 5