

US00D390492S

United States Patent [19]
Riley

[11] **Patent Number:** **Des. 390,492**

[45] **Date of Patent:** ****Feb. 10, 1998**

[54] **WATCH STRAP**

[75] **Inventor:** **Judith Reichel Riley, Goshen, Conn.**

[73] **Assignee:** **Timex Corp., Middlebury, Conn.**

[**] **Term:** **14 Years**

[21] **Appl. No.:** **68,839**

[22] **Filed:** **Mar. 14, 1997**

[51] **LOC (6) Cl.** **11-01**

[52] **U.S. Cl.** **D11/5**

[58] **Field of Search** **D11/1, 2, 3, 4, D11/5, 6; 63/1.1, 2, 3; D10/1-30; 224/164**

[56] **References Cited**

U.S. PATENT DOCUMENTS

D. 317,730	6/1991	Mo	D11/5
D. 335,263	5/1993	Willis	D11/5
D. 344,038	2/1994	Phillips et al.	D11/5
D. 368,231	3/1996	McFadden	D11/4
4,939,818	7/1990	Willis	24/16 R

Primary Examiner—Ralf Seifert
Attorney, Agent, or Firm—Paul R. Juhasz

[57] **CLAIM**

The ornamental design for a “watch strap”, as shown and described.

DESCRIPTION

FIG. 1 is a perspective elevational view of a “watch strap”; FIG. 2 is a top plan view thereof; FIG. 3 is a right side elevational view thereof, the left side being a mirror image thereof; FIG. 4 is a bottom plan view thereof; FIG. 5 is an end elevational view thereof; FIG. 6 is the other end elevational view thereof; FIG. 7 is a perspective view of the strap of FIG. 1 as it is intended to be used with a generic watch; FIG. 8 is a perspective view of the strap with watch shown in FIG. 7, with the strap shown progressing to form a fully closed band about the watch; and, FIG. 9 is a perspective view of the strap with watch shown in FIG. 8 with the strap shown having progressed to form a fully closed band about the watch. The broken line showing of a watch, in FIGS. 7-9, is for illustrative purposes only and forms no part of the claimed design.

1 Claim, 3 Drawing Sheets

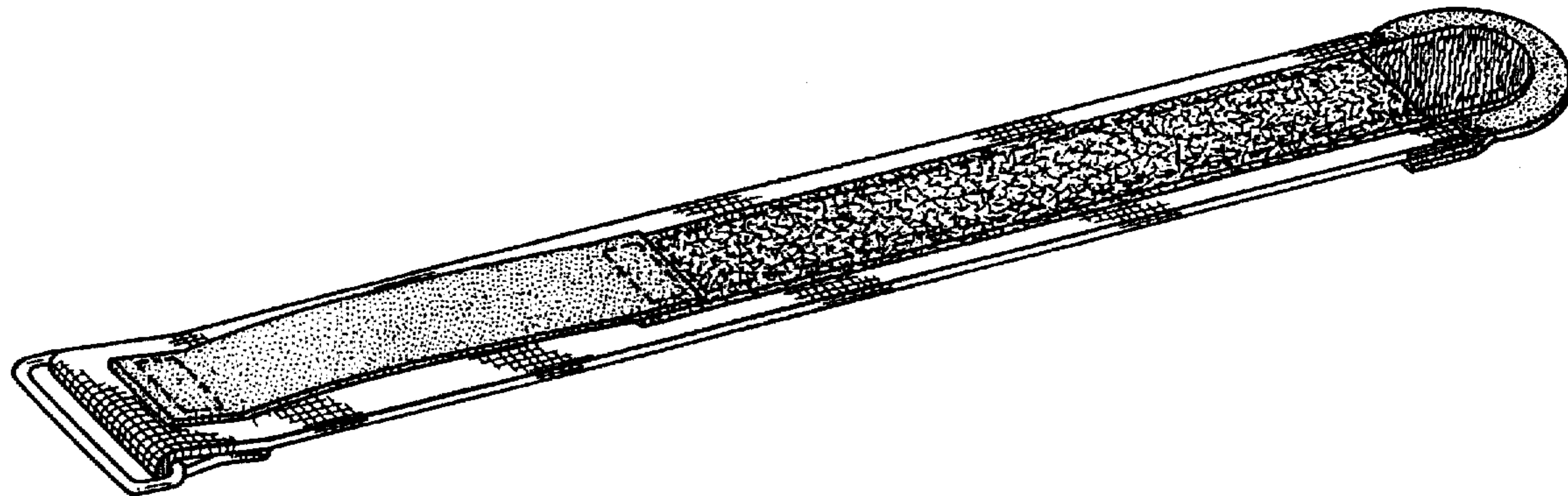


FIG. 1

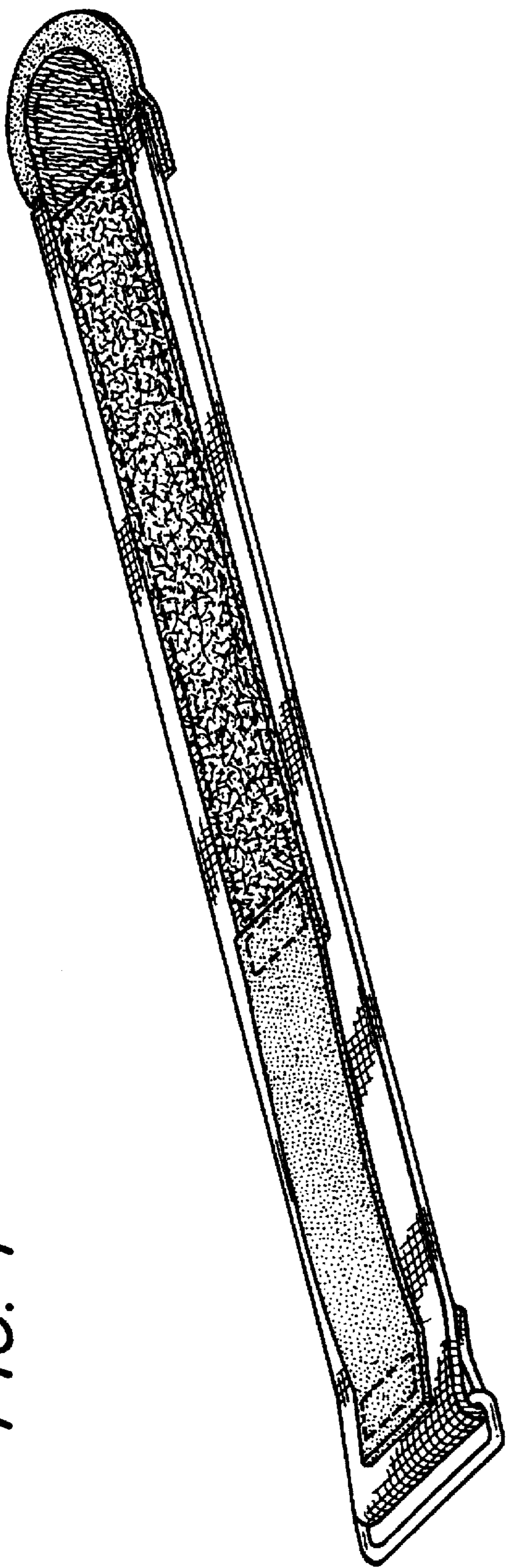


FIG. 5



FIG. 6






FIG. 2



FIG. 3

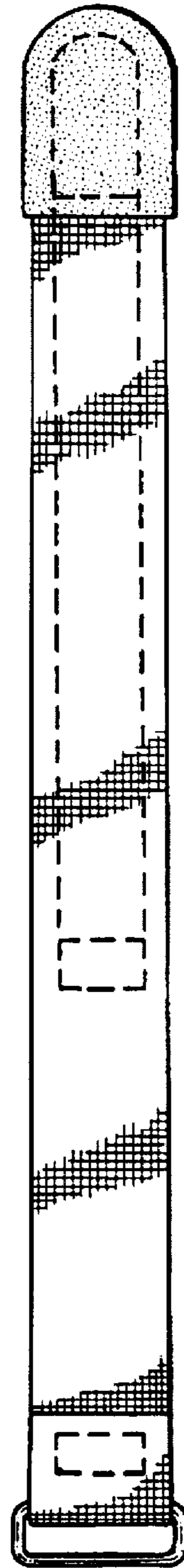


FIG. 4

FIG. 7

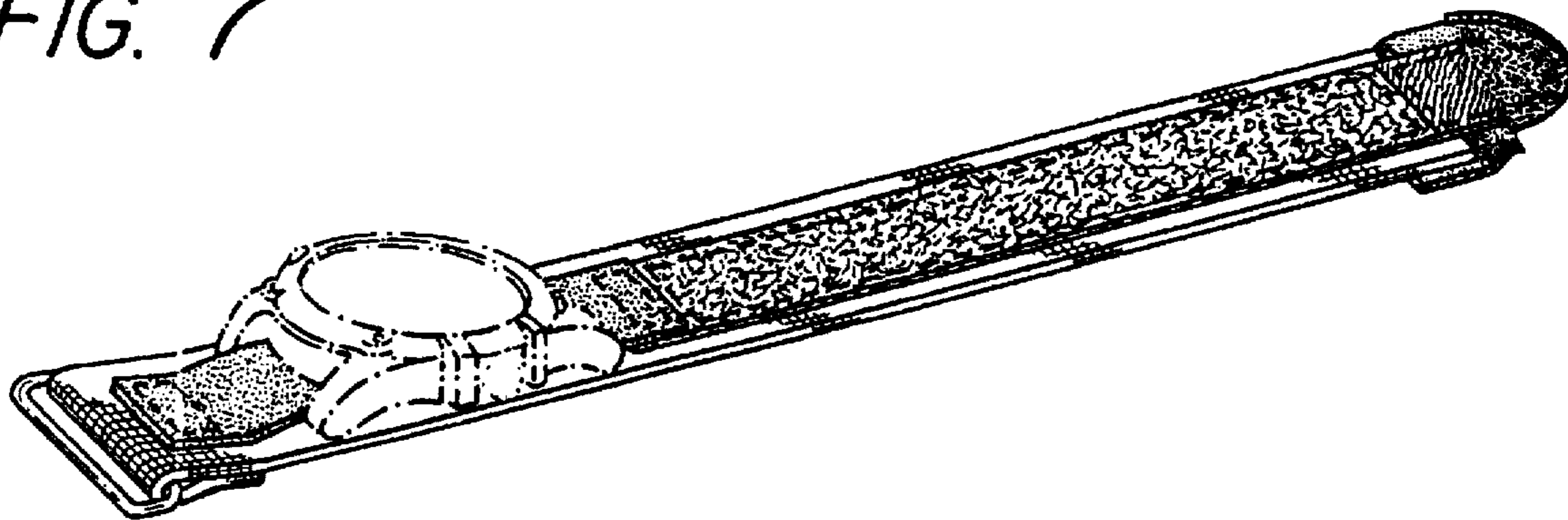


FIG. 8

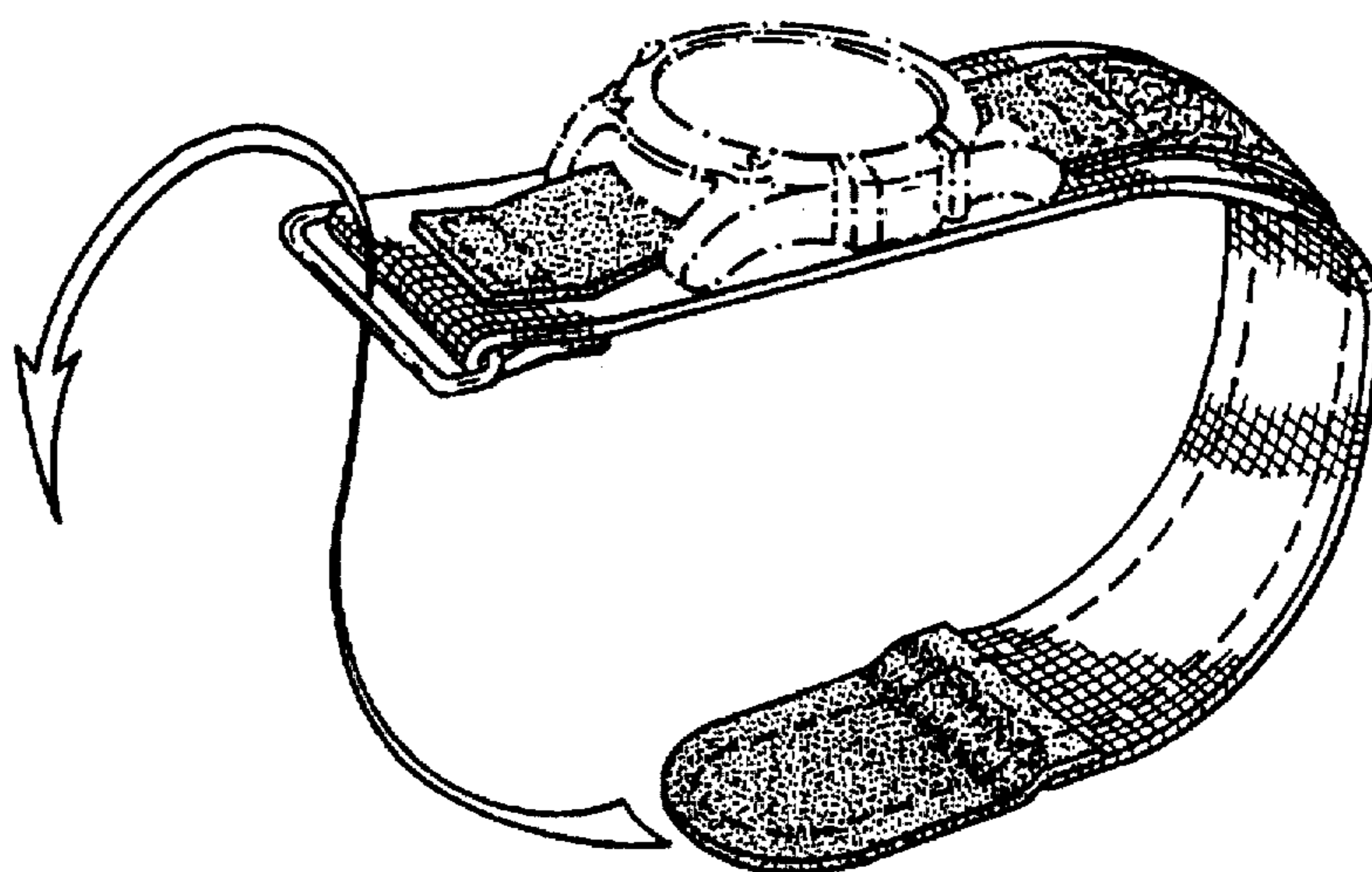


FIG. 9

