



US00D390488S

# United States Patent [19]

Annan

[11] Patent Number: **Des. 390,488**

[45] Date of Patent: **\*\*Feb. 10, 1998**

[54] **SMOKE DETECTOR COVER**

[76] Inventor: **Gary R. Annan**, 1319 Military Cut-Off Rd., Wilmington, N.C. 28403

[\*\*] Term: **14 Years**

[21] Appl. No.: **71,576**

[22] Filed: **Jun. 2, 1997**

[51] LOC (6) Cl. .... **10-05**

[52] U.S. Cl. .... **D10/106**

[58] Field of Search ..... D21/199, 209;  
D10/104, 106, 116, 121, 119; 340/545,  
547, 555, 578, 586, 628, 629, 630, 693

[56] **References Cited**

**U.S. PATENT DOCUMENTS**

- D. 271,089 10/1983 Mallory ..... D10/106
- D. 297,219 8/1988 Taylor ..... D10/106
- D. 302,398 7/1989 Medina ..... D10/119

- D. 337,734 7/1993 Platt ..... D10/106
- D. 350,908 9/1994 Tamez ..... D10/119
- D. 359,701 6/1995 Fischette et al. .... D10/106
- D. 367,622 3/1996 De Witt ..... D10/106

*Primary Examiner*—Marcus A. Jackson  
*Attorney, Agent, or Firm*—Rhodes Coats & Bennett, L.L.P.

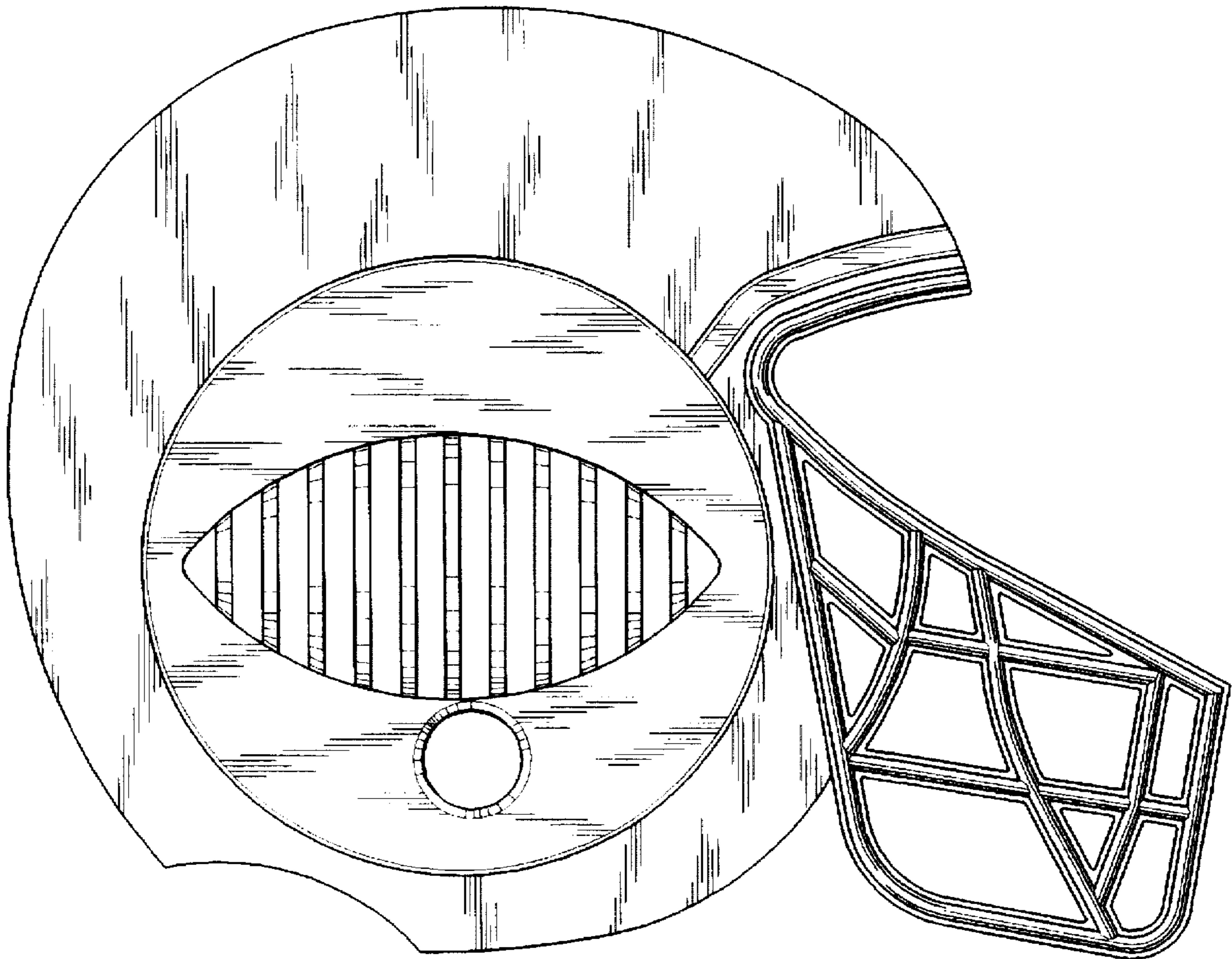
[57] **CLAIM**

The ornamental design for a smoke detector cover, as shown and described.

**DESCRIPTION**

FIG. 1 is a front elevation view of smoke detector cover; FIG. 2 is a side view of FIG. 1 as seen from the bottom; FIG. 3 is a side view of FIG. 1 as seen from the front; FIG. 4 is a rear elevation view of the smoke detector cover illustrated in FIG. 1; and, FIG. 5 is a side view of FIG. 1 as seen from the rear.

**1 Claim, 2 Drawing Sheets**



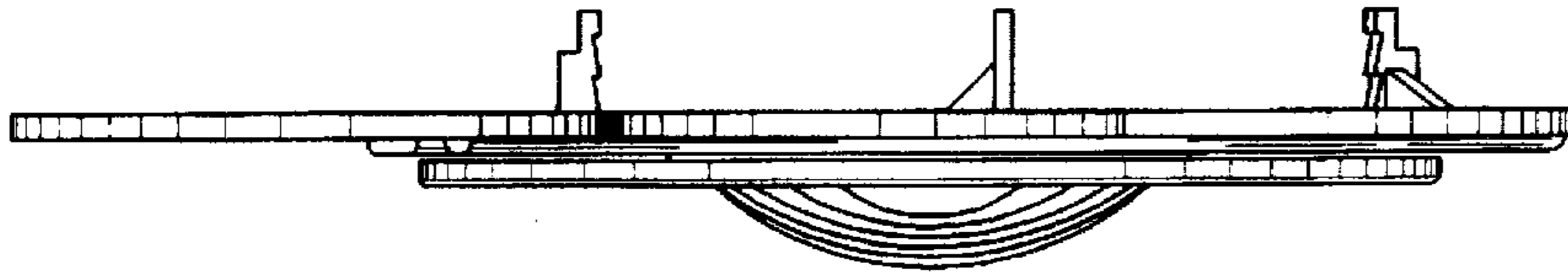


FIG. 3

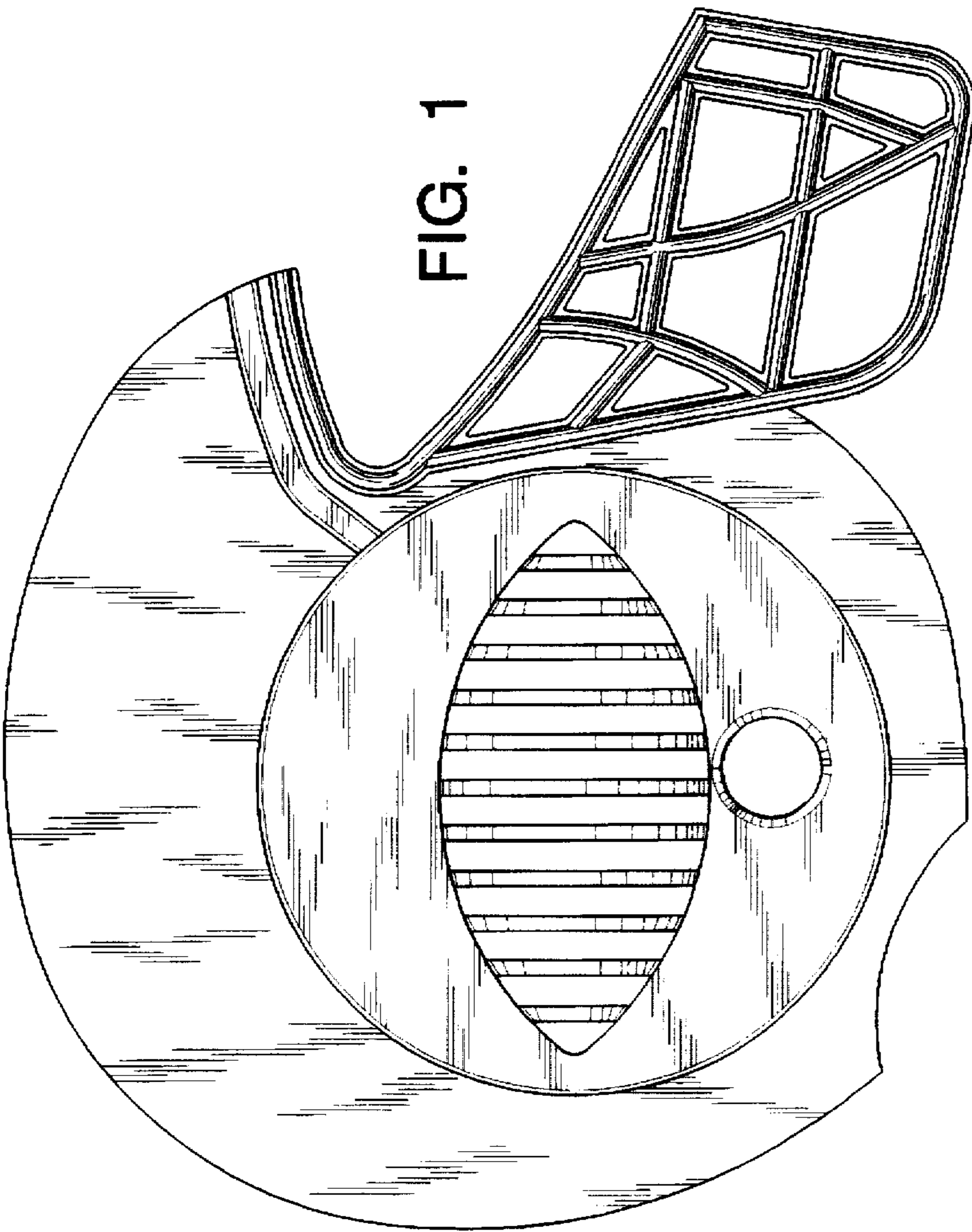


FIG. 1

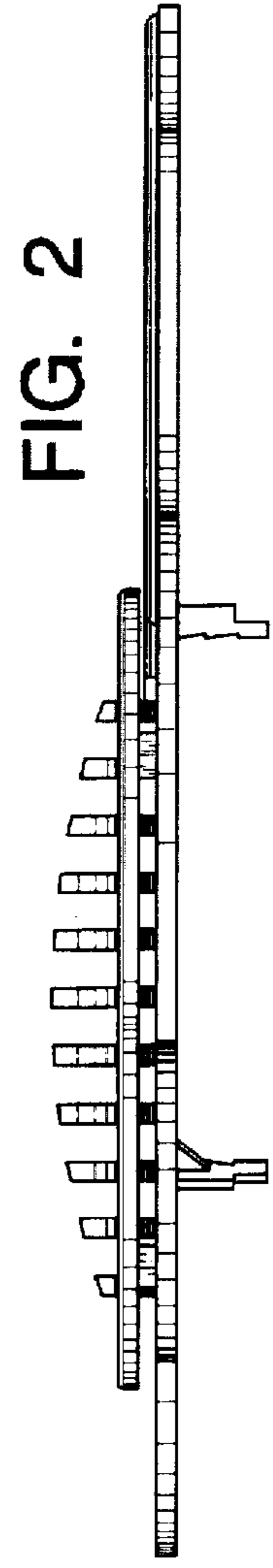


FIG. 2

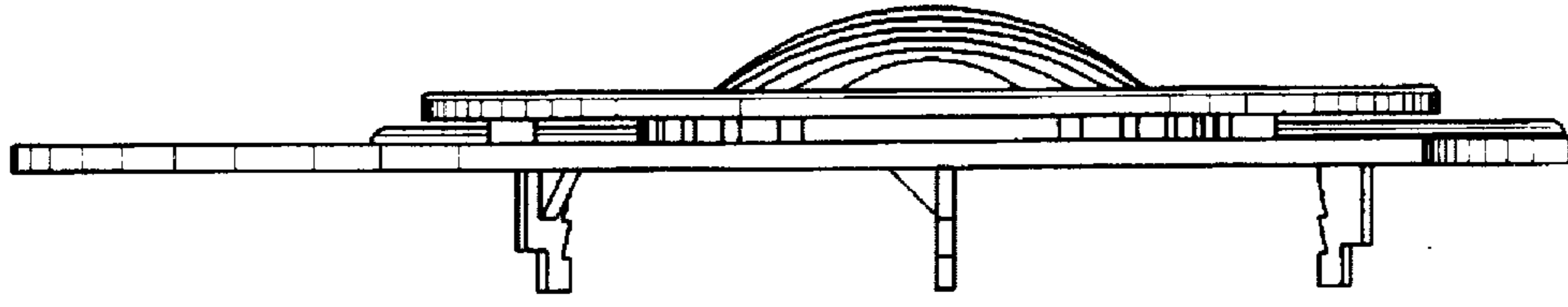


FIG. 5

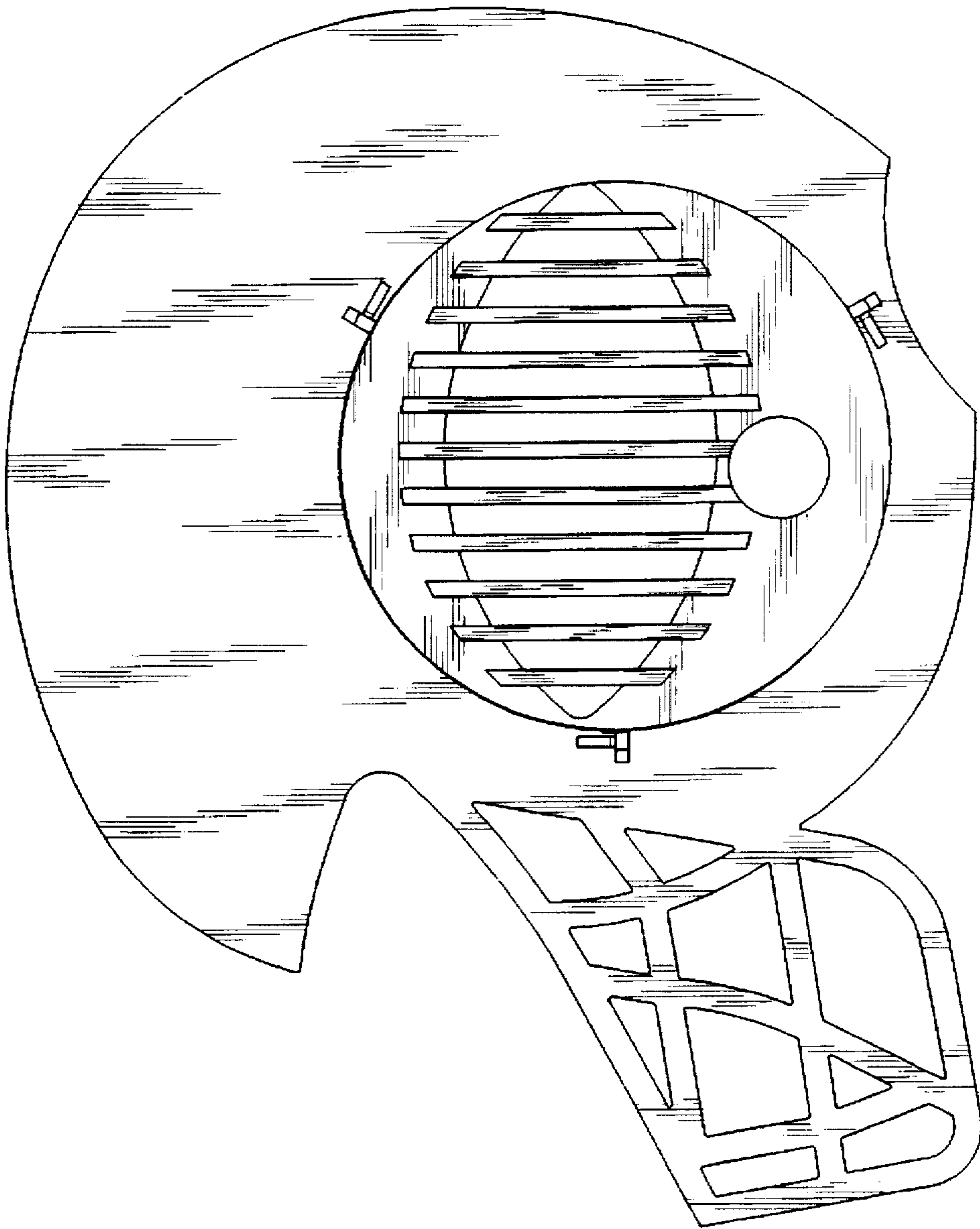


FIG. 4