



US00D390479S

United States Patent [19]

Brandys et al.

[11] Patent Number: **Des. 390,479**

[45] Date of Patent: ****Feb. 10, 1998**

[54] **WATCH**

D. 238,341 1/1976 Cruse D10/38
D. 355,371 2/1995 Strasser D10/30

[75] Inventors: **Robert Brandys**, Tokyo, Japan;
Thomas Linz, Grenchen, Switzerland

OTHER PUBLICATIONS

[73] Assignee: **Rado Uhren AG (Montres Rado SA)**
(Rado Watch Co. Ltd), Lengnau,
Switzerland

European Jeweler—Apr. 1983—p. 53—Watches, 1983.
Jeweler's Circular-Keystone—Jul. 1987—p. 211—Watch
at top left, 1987.
European Jeweler (G.Z.)—Jun. 1985 p. 35—Watch at top—
2nd from right, 1985.
Swiss Watch & Jewelry Journal—Feb. 1982. p. 246—Watch
at bottom—center, 1982.

[**] Term: **14 Years**

Primary Examiner—Nelson C. Holtje
Attorney, Agent, or Firm—McGlew & Tuttle

[21] Appl. No.: **53,205**

[22] Filed: **Apr. 17, 1996**

[30] Foreign Application Priority Data

Oct. 17, 1995 [CH] Switzerland DM034401

[57] CLAIM

The ornamental design for a watch, as shown and described.

[51] LOC (6) Cl. **10-02**

DESCRIPTION

[52] U.S. Cl. **D10/39**

[58] Field of Search D10/1-40, 122-132;
368/280-282, 276-277, 285

FIG. 1 is a top view of our watch;
FIG. 2 is a bottom view of our watch;
FIG. 3 is a right side view of our watch;
FIG. 4 is a left side view of our watch;
FIG. 5 is a front view of our watch;
FIG. 6 is a rear view of our watch; and,
FIG. 7 is a top and right perspective view of our watch.

[56] References Cited

U.S. PATENT DOCUMENTS

D. 101,076 9/1936 Wadsworth D10/39
D. 217,012 3/1970 Cowan D10/38

1 Claim, 4 Drawing Sheets

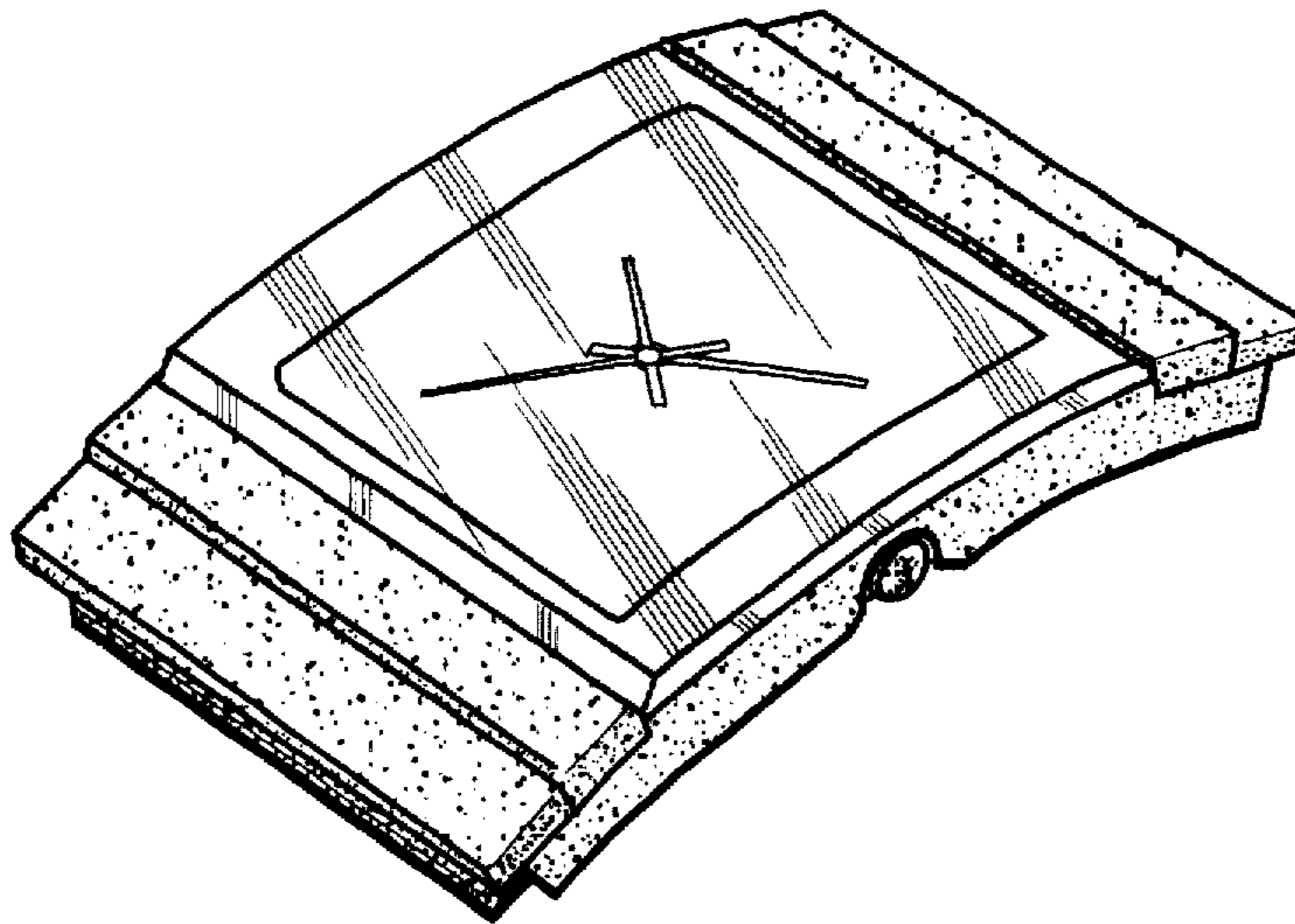


Fig. 1

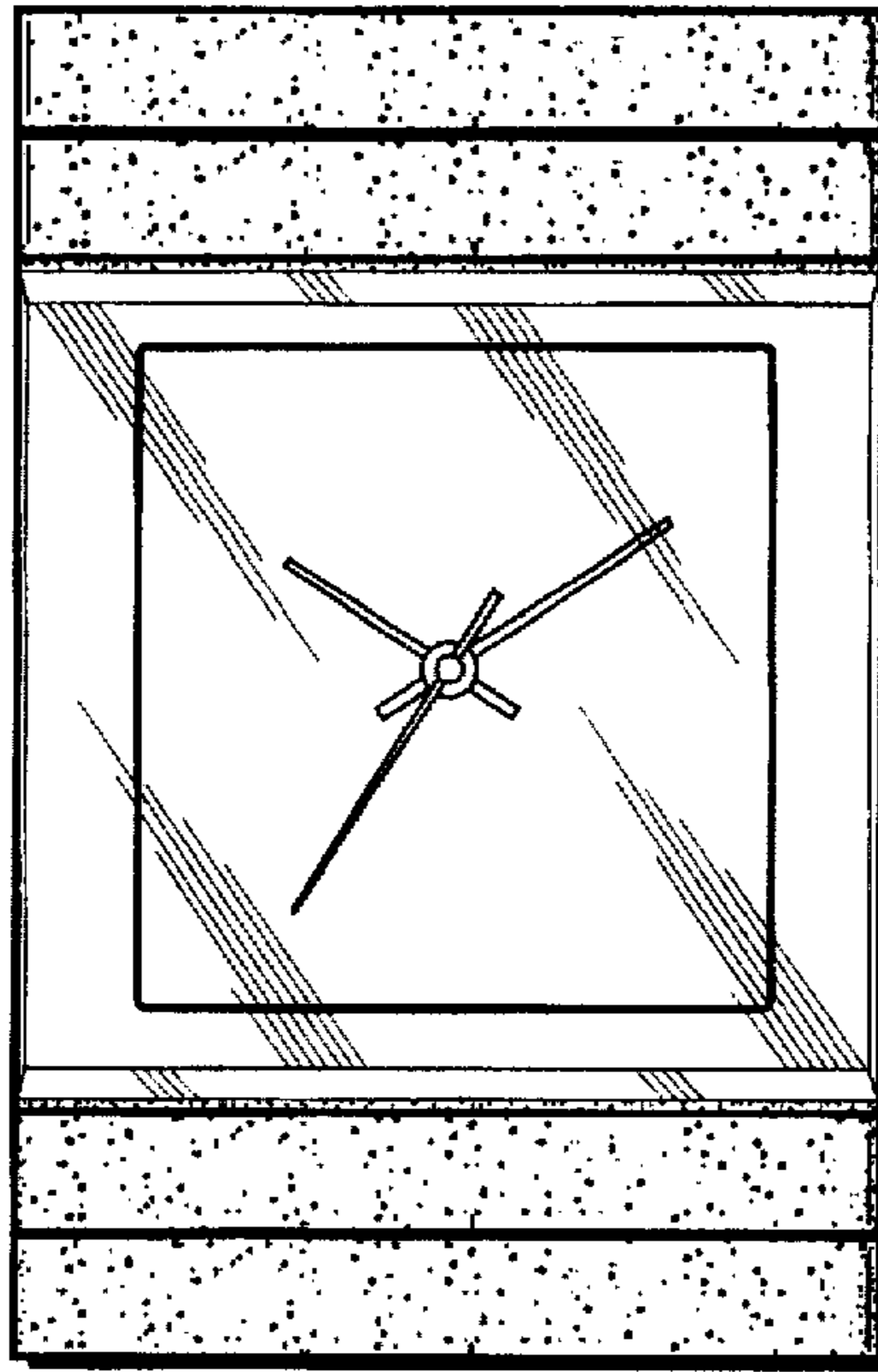


Fig. 2




Fig. 3

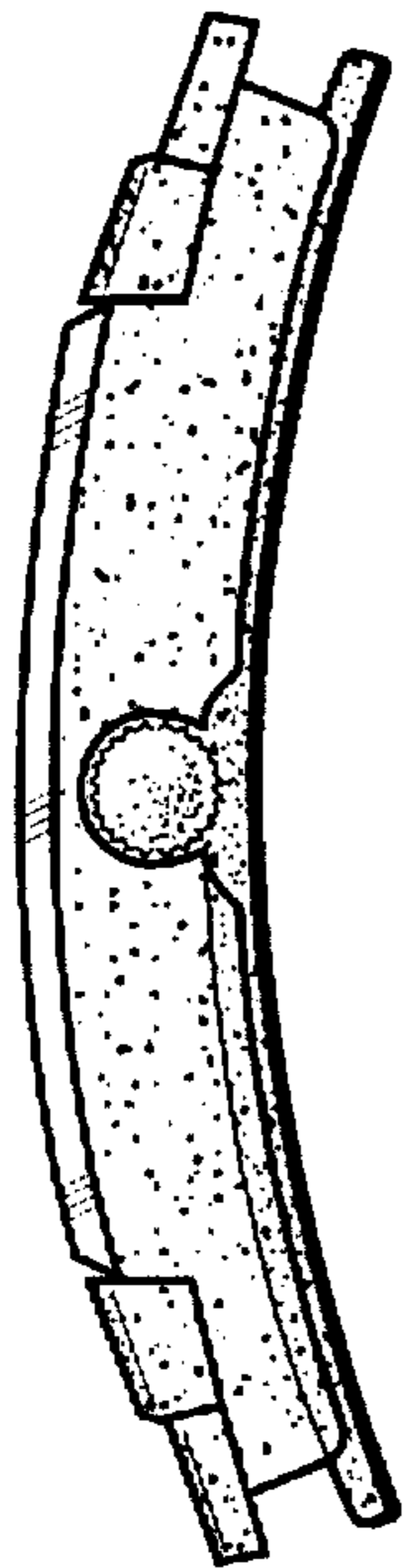


Fig. 4

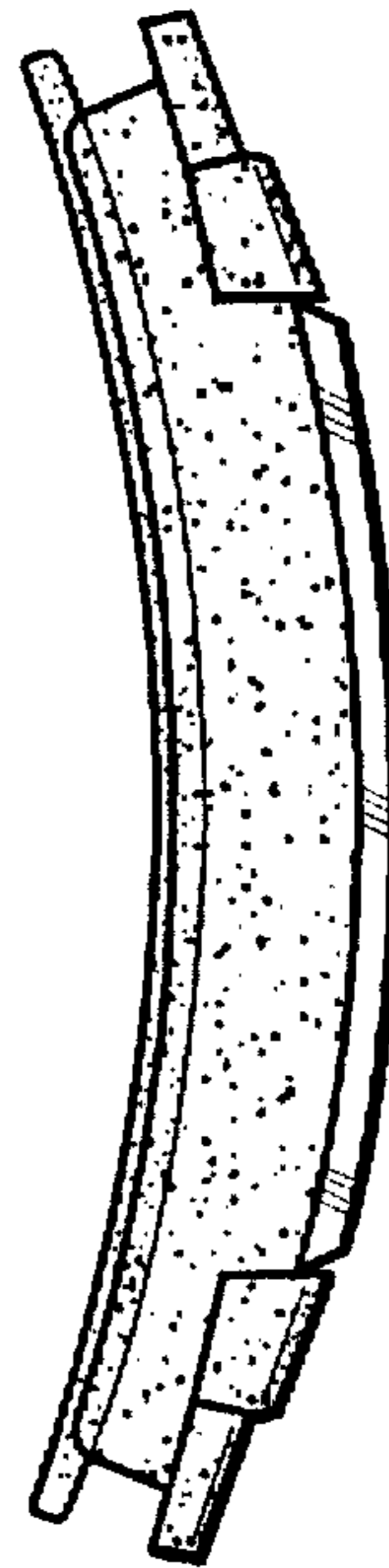


Fig. 5




Fig. 6




Fig. 7

