

US00D390475S

**United States Patent** [19]  
**Campilan**

[11] **Patent Number: Des. 390,475**  
[45] **Date of Patent: \*\*Feb. 10, 1998**

[54] **CASE FOR ANALOG WRISTWATCH**

[75] **Inventor: Rolando Rico L. Campilan, Cebu City, Philippines**

[73] **Assignee: Timex Corporation, Middlebury, Conn.**

[\*\*] **Term: 14 Years**

[21] **Appl. No.: 65,452**

[22] **Filed: Jan. 29, 1997**

[51] **LOC (6) Cl. .... 10-02**

[52] **U.S. Cl. .... D10/30; D10/39**

[58] **Field of Search .... D10/1-40, 122-132; 368/280-282, 276-277, 285**

[56] **References Cited**

**U.S. PATENT DOCUMENTS**

D. 327,020	6/1992	Grädel	.....	D10/30
D. 329,613	9/1992	Yano	.....	D10/39
D. 353,339	12/1994	Gazzola	.....	D10/30
D. 379,322	5/1997	Campilan	.....	D10/128

**OTHER PUBLICATIONS**

*Hong Kong Enterprise*—Oct. 1990—p.84—watch at bottom-left, 1990.

*Primary Examiner*—Nelson C. Holtje  
*Attorney, Agent, or Firm*—William C. Crutcher

[57] **CLAIM**

The ornamental design for “case for analog wristwatch”, as shown and described.

**DESCRIPTION**

FIG. 1 is a top plan view of my improved case for analog wristwatch;

FIG. 2 is a left side elevational view thereof;

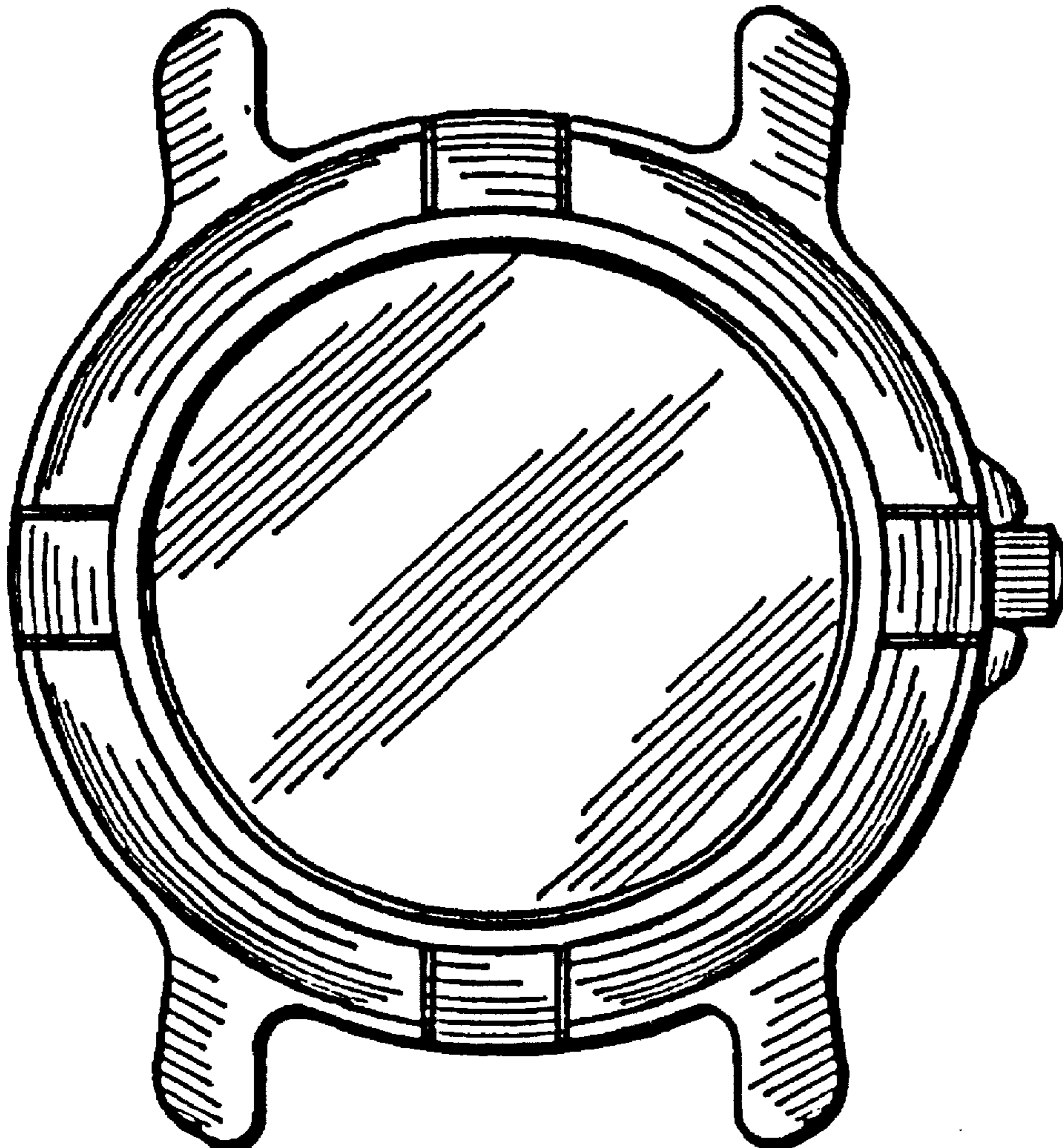
FIG. 3 is a right side elevational view thereof;


FIG. 4 is an inverted rear end elevational view thereof;

FIG. 5 is a front end elevational view thereof; and,

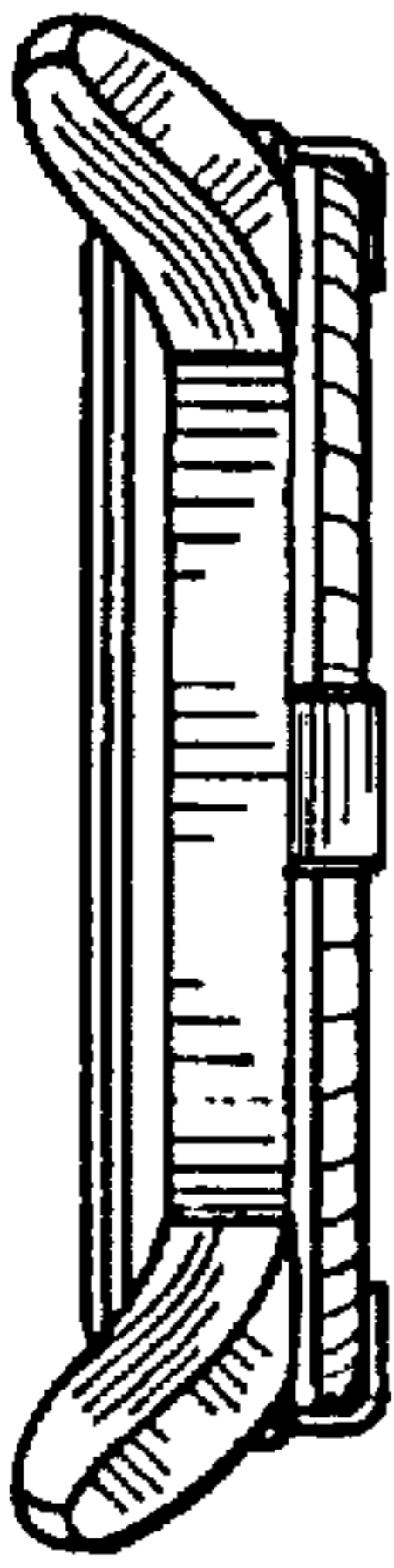
FIG. 6 is a bottom plan view thereof.

**1 Claim, 1 Drawing Sheet**







*Fig. 4*




*Fig. 2*




*Fig. 1*



*Fig. 3*



*Fig. 5*



*Fig. 6*