



US00D390463S

United States Patent [19]

[11] Patent Number: **Des. 390,463**

Harrold et al.

[45] Date of Patent: ****Feb. 10, 1998**

[54] **ROUND BACK NARROW WINDOW ECONOMY TAB**

3,979,012	9/1976	Arfert et al.	220/270 X
4,130,219	12/1978	Mallorca	220/270
4,286,728	9/1981	Fraze et al.	220/270
4,361,251	11/1982	Langseder et al.	220/269
4,901,877	2/1990	Hall	220/269 X

[75] Inventors: **Scott D. Harrold; Patrick S. Lucente**, both of Miamisburg, Ohio

[73] Assignee: **Dayton Reliable Tool & Mfg. Co.**, Dayton, Ohio

Primary Examiner—James Gandy
Assistant Examiner—Cathron B. Matta
Attorney, Agent, or Firm—Wood, Herron & Evans, LLP

[**] Term: **14 Years**

[57] CLAIM

[21] Appl. No.: **63,224**

The ornamental design for a round back narrow window economy tab, as shown and described.

[22] Filed: **Dec. 2, 1996**

DESCRIPTION

[51] LOC (6) Cl. **09-07**

[52] U.S. Cl. **D9/438**

[58] Field of Search D9/434, 435, 438, D9/499, 416, 578; 215/255; 220/269-271, 906; 222/153.07, 541.9

FIG. 1 is a perspective view of our new, original and ornamental design for a round back narrow window economy tab;

FIG. 2 is a top plan view thereof;

FIG. 3 is a bottom plan view thereof;

FIG. 4 is a left side elevational view thereof, the right side elevational view being a mirror image thereof;

FIG. 5 is a front elevational view thereof; and,

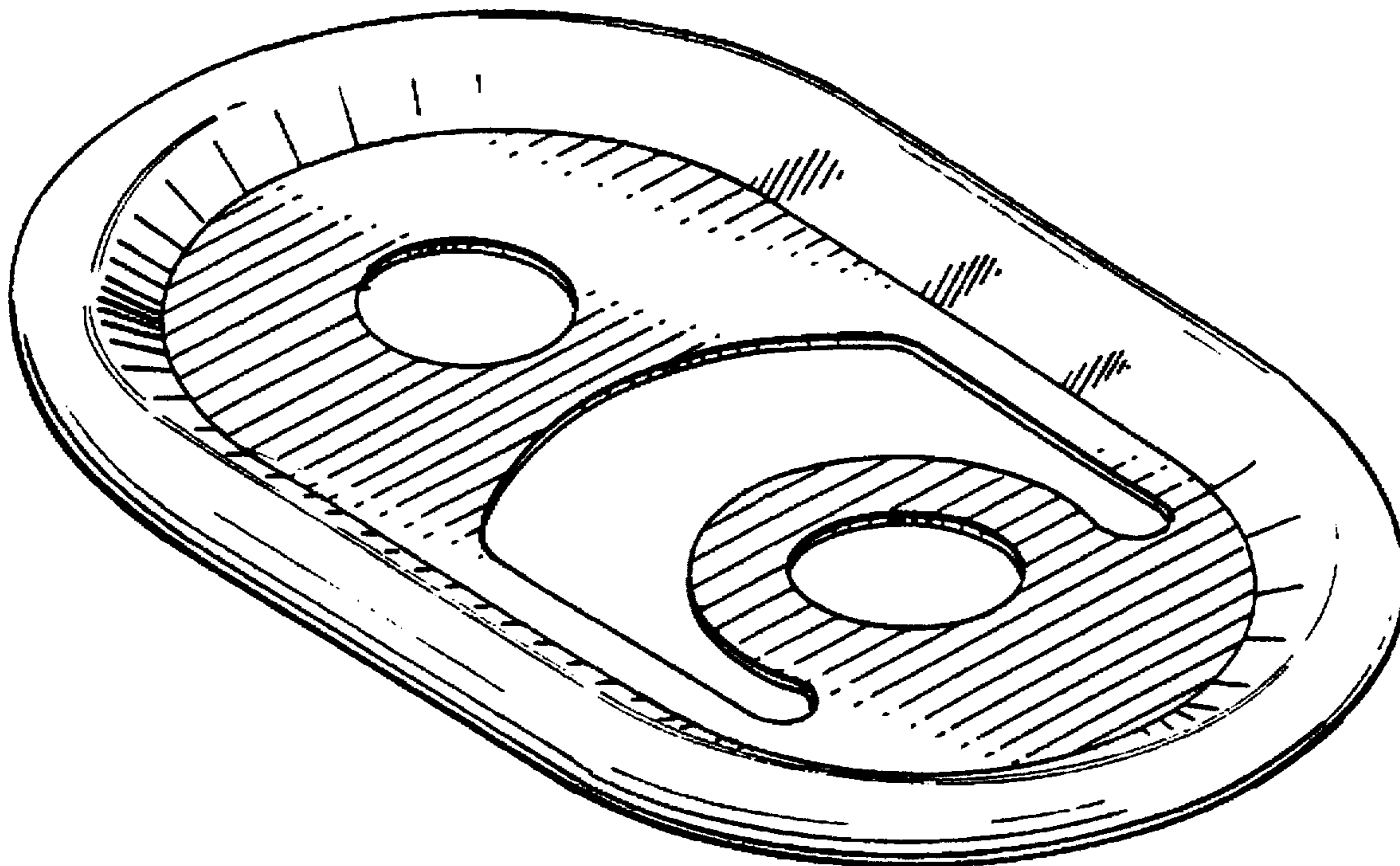
FIG. 6 is a back elevational view thereof.

[56] References Cited

U.S. PATENT DOCUMENTS

D. 218,961	10/1970	Kennedy	D9/438
D. 244,915	7/1977	Cudzik	D9/438

1 Claim, 1 Drawing Sheet



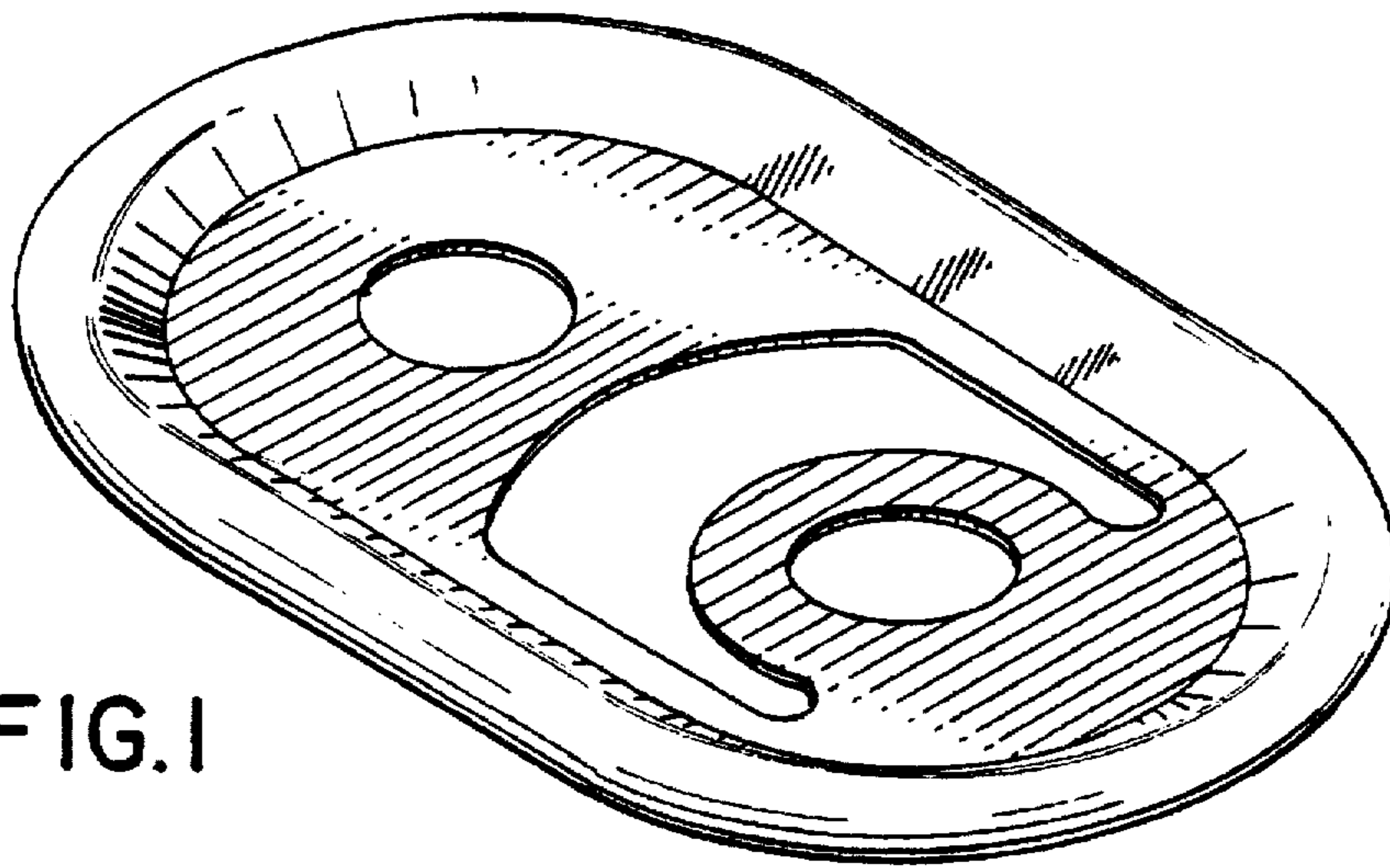


FIG. 1

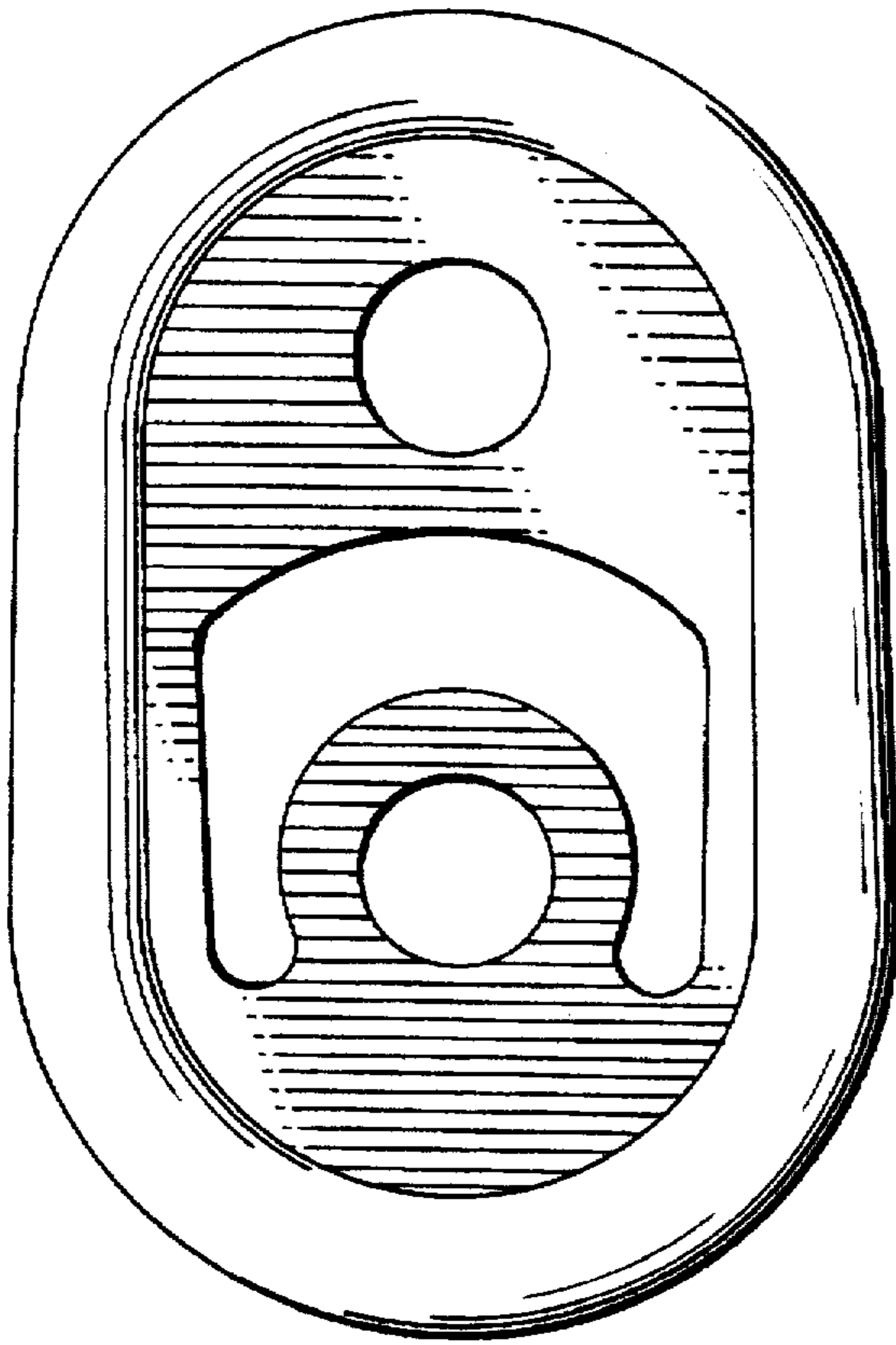


FIG. 2

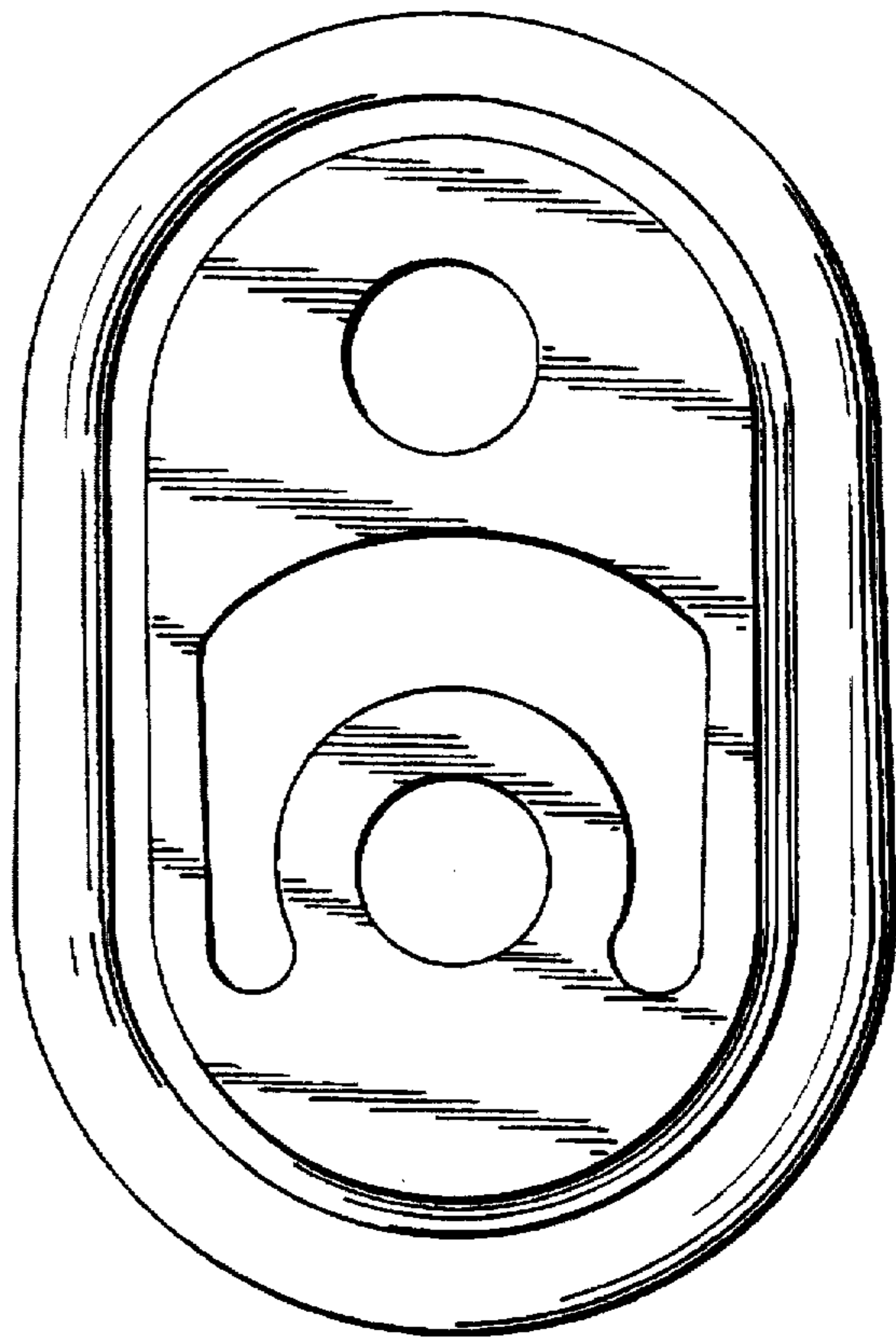


FIG. 3




FIG. 4



FIG. 5



FIG. 6