



US00D390442S

United States Patent [19]

Finkelstein et al.

[11] Patent Number: **Des. 390,442**

[45] Date of Patent: ****Feb. 10, 1998**

[54] **DOOR CLOSER**

[75] Inventors: **Burl Finkelstein**, Newnan; **Thomas A. Thorsen**, Moreland, both of Ga.

[73] Assignee: **Kason Industries, Inc.**, Shenandoah, Ga.

[**] Term: **14 Years**

[21] Appl. No.: **68,914**

[22] Filed: **Apr. 7, 1997**

[51] LOC (6) Cl. **08-07**

[52] U.S. Cl. **D8/330**

[58] Field of Search D8/330, 343, 344,
D8/336; 292/79, DIG. 15; 16/49

[56] **References Cited**

U.S. PATENT DOCUMENTS

D. 214,028	5/1969	Weiner	D8/330
D. 229,479	12/1973	Borsani	D8/336
D. 260,729	9/1981	Iseki	D8/331
D. 310,952	10/1990	Finkelstein	D8/330
1,586,836	6/1926	Tarsons	292/79

OTHER PUBLICATIONS

Catalog Product D850, Posi-Action Spring Door Closer, Dent Manufacturing, Inc., Northampton, PA.
Catalog Product 2882 Series, Door Closer, Standard-Keil Hardware Manufacturing Co., Allenwood, N.J.

Catalog Product 1094, Hydraulic Door Closer, Kason Industries, Inc. Shenandoah, GA.

Catalog Product 1092, 1093, Hydraulic Door Closers, Kason Industries, Inc., Shenandoah, GA.

Catalog Product 1091, 1097, Door Closers, Kason Industries, Inc., Shenandoah, GA.

Primary Examiner—Brian N. Vinson
Attorney, Agent, or Firm—Kennedy, Davis & Kennedy

[57] **CLAIM**

The ornamental design for a door closer, as shown and described.

DESCRIPTION

FIG. 1 is a front, right side and top view of our door closer, its roller bearing arm being repositionable;

FIG. 2 is a left side view thereof;

FIG. 3 is a right side view thereof;

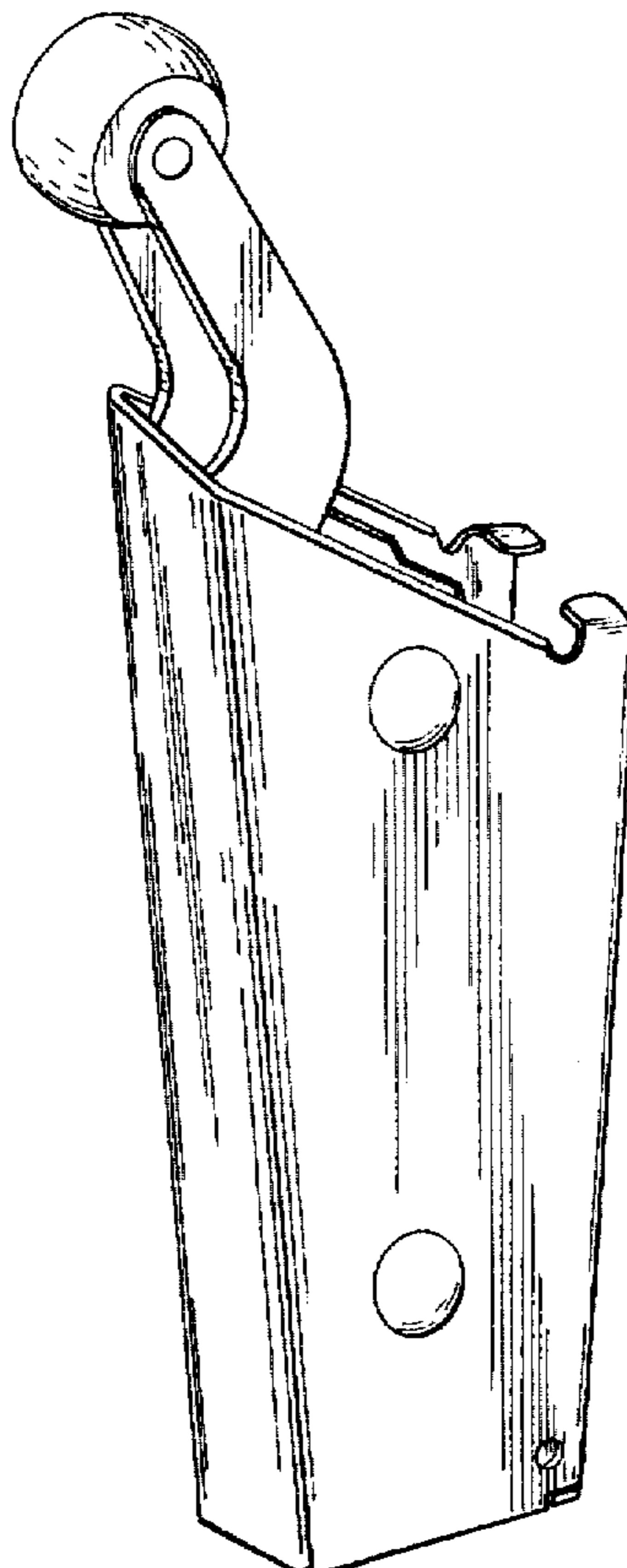
FIG. 4 is a front view thereof;

FIG. 5 is a rear view thereof with unclaimed internal mechanisms not shown that are hidden from view with the door closer mounted;

FIG. 6 is a bottom view thereof; and,

FIG. 7 is a top view thereof.

1 Claim, 4 Drawing Sheets



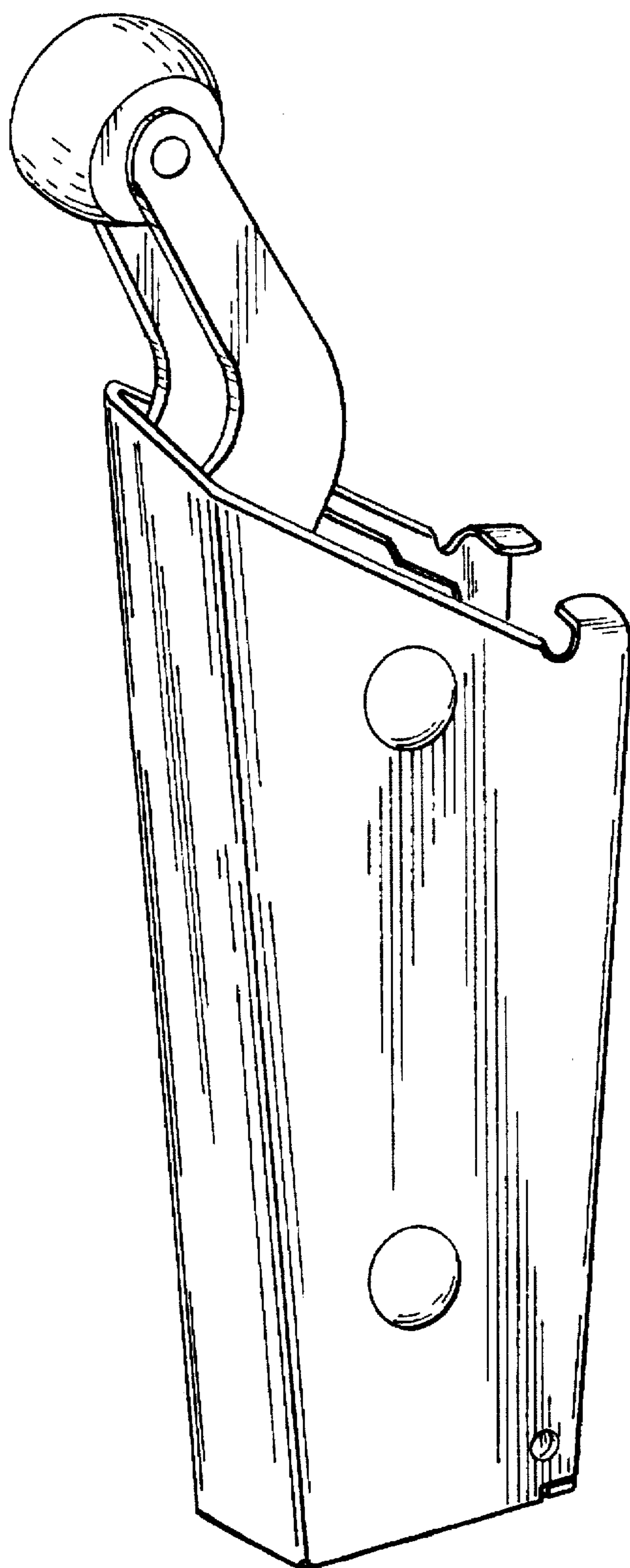


FIG 1

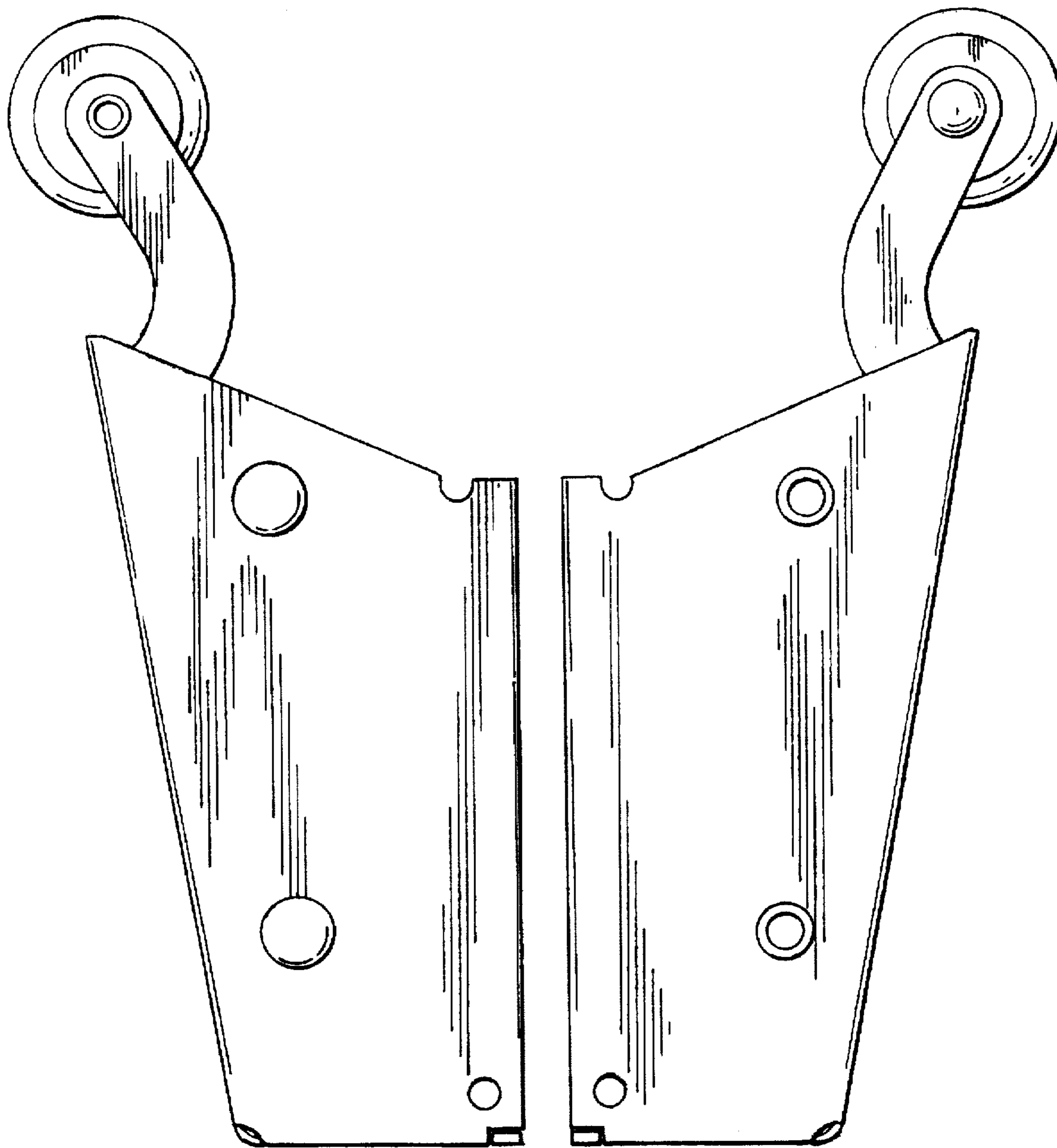


FIG 2

FIG 3

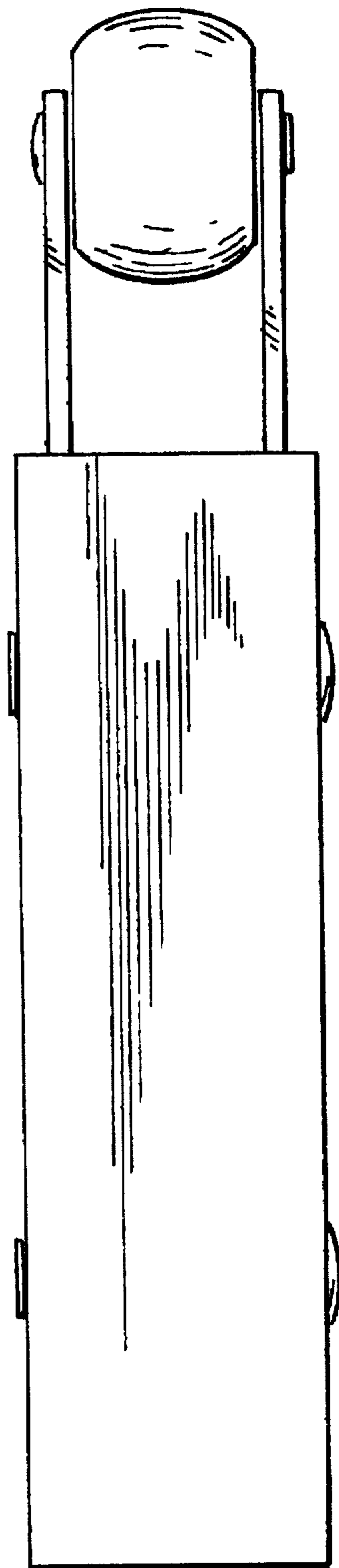


FIG 4

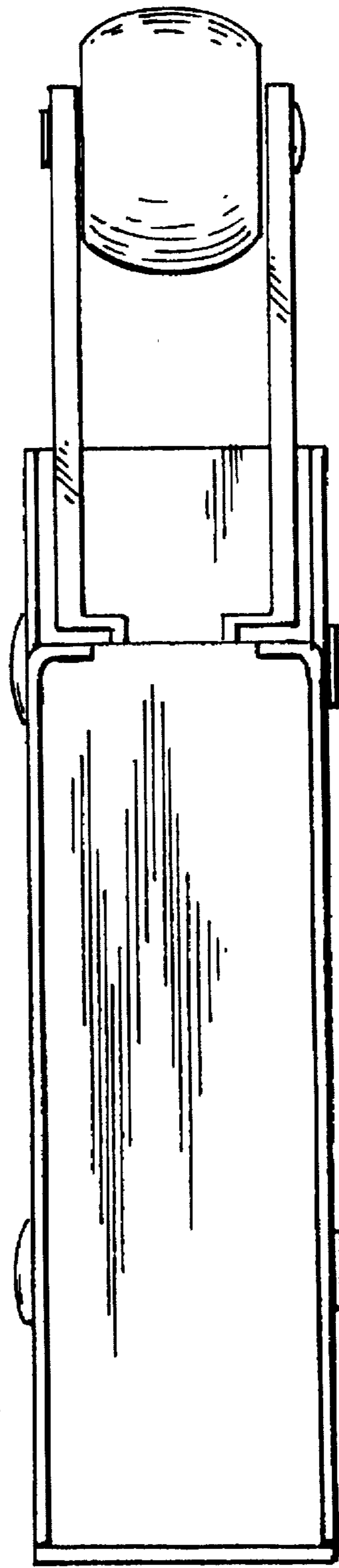


FIG 5

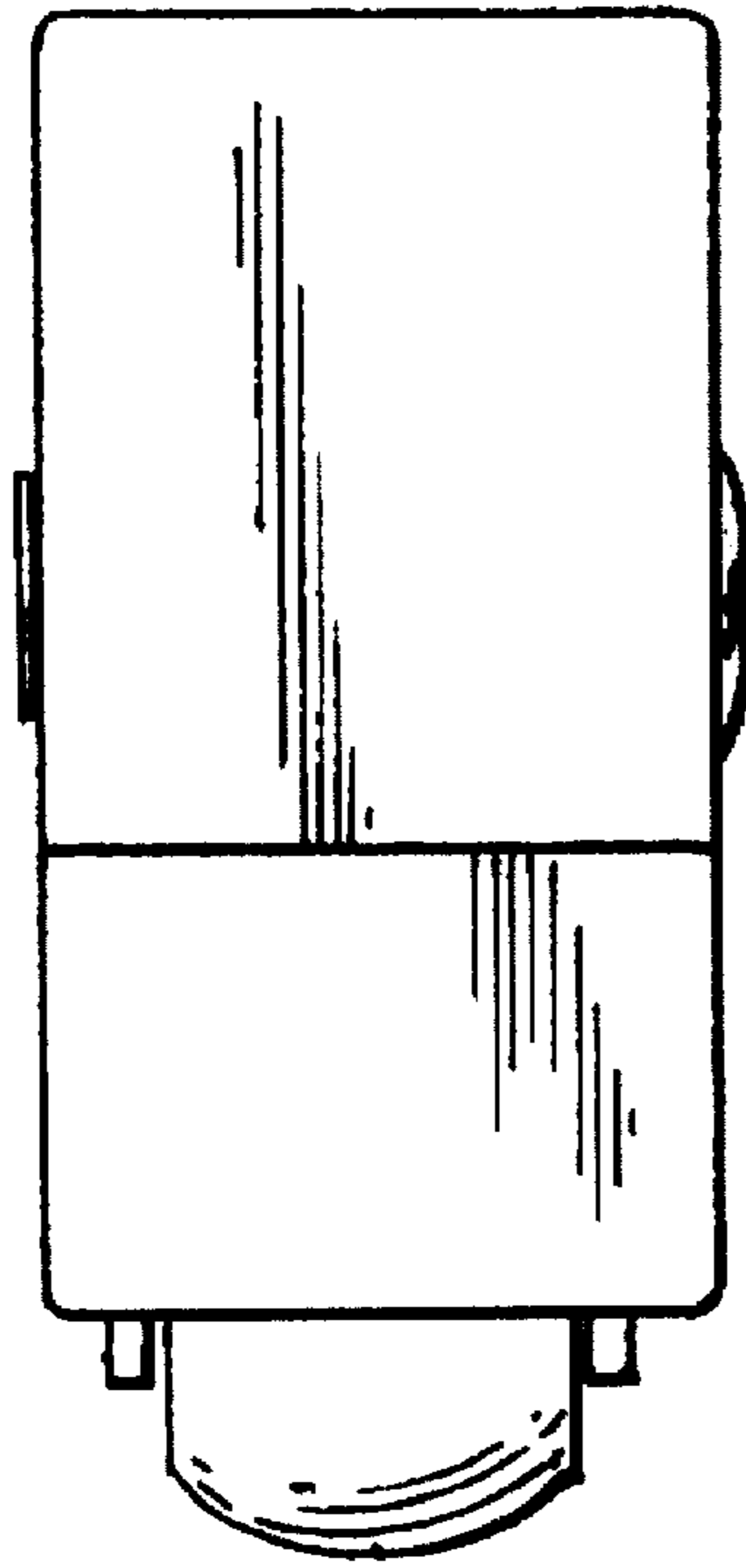


FIG 6




FIG 7