



US00D390441S

United States Patent [19]

Ciesko et al.

[11] Patent Number: **Des. 390,441**

[45] Date of Patent: ****Feb. 10, 1998**

[54] **DRAWER PULL**

[75] Inventors: **Mark J. Ciesko**, San Francisco, Calif.;
Donald J. Staufenberg, Dublin, Ohio

[73] Assignee: **Haworth, Inc.**, Holland, Mich.

[**] Term: **14 Years**

[21] Appl. No.: **65,539**

[22] Filed: **Jan. 28, 1997**

[51] LOC (6) Cl. **08-06**

[52] U.S. Cl. **D8/320; D8/319**

[58] Field of Search **D8/300, 315-320;**
16/110 R, 111 R, 124

[56] **References Cited**

U.S. PATENT DOCUMENTS

- D. 203,581 2/1966 Crowley D8/319
- D. 220,936 6/1971 Horgan, Jr. D8/319
- D. 221,509 8/1971 Leland D8/319

- D. 320,337 10/1991 Tye et al. D8/319
- D. 370,166 5/1996 De Cursu et al. D8/319

Primary Examiner—B. J. Bullock
Attorney, Agent, or Firm—Flynn, Thiel, Boutell & Tanis, P.C.

[57] **CLAIM**

The ornamental design for a drawer pull, as shown and described.

DESCRIPTION

FIG. 1 is a top front left perspective view showing the drawer pull of my design;
FIG. 2 is a bottom, rear left side perspective view thereof;
FIG. 3 is a bottom view thereof;
FIG. 4 is a top view thereof;
FIG. 5 is a front view thereof;
FIG. 6 is a left side view thereof, the right side view being a mirror image of the left side view; and,
FIG. 7 is a rear view thereof.

1 Claim, 2 Drawing Sheets




FIG. 1

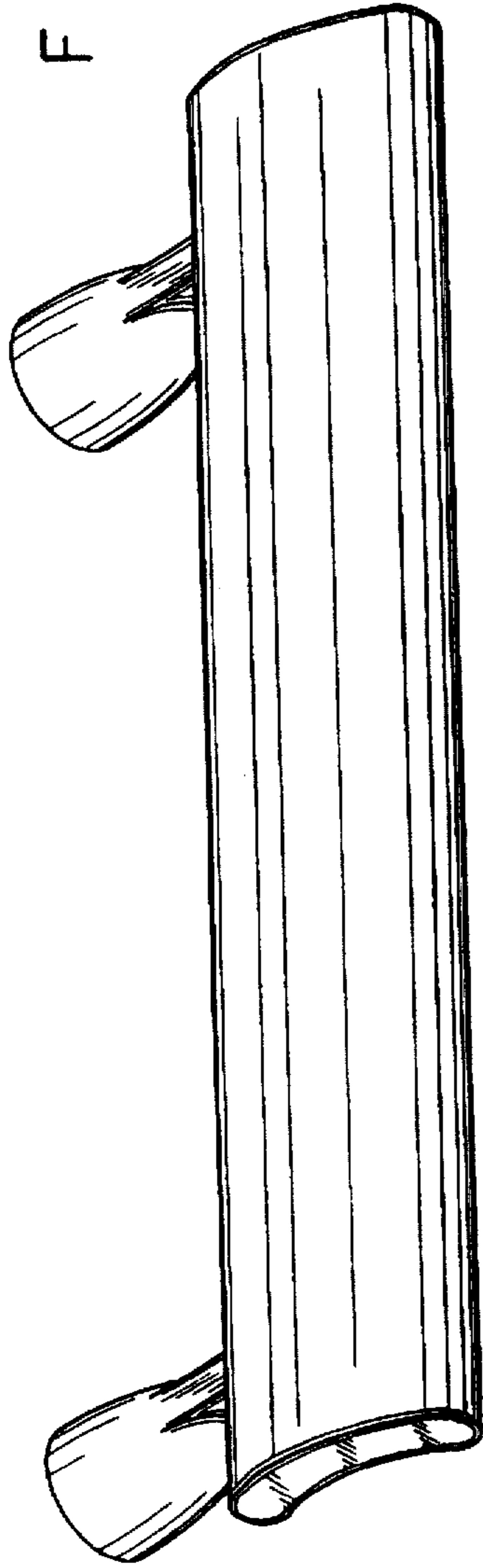


FIG. 2


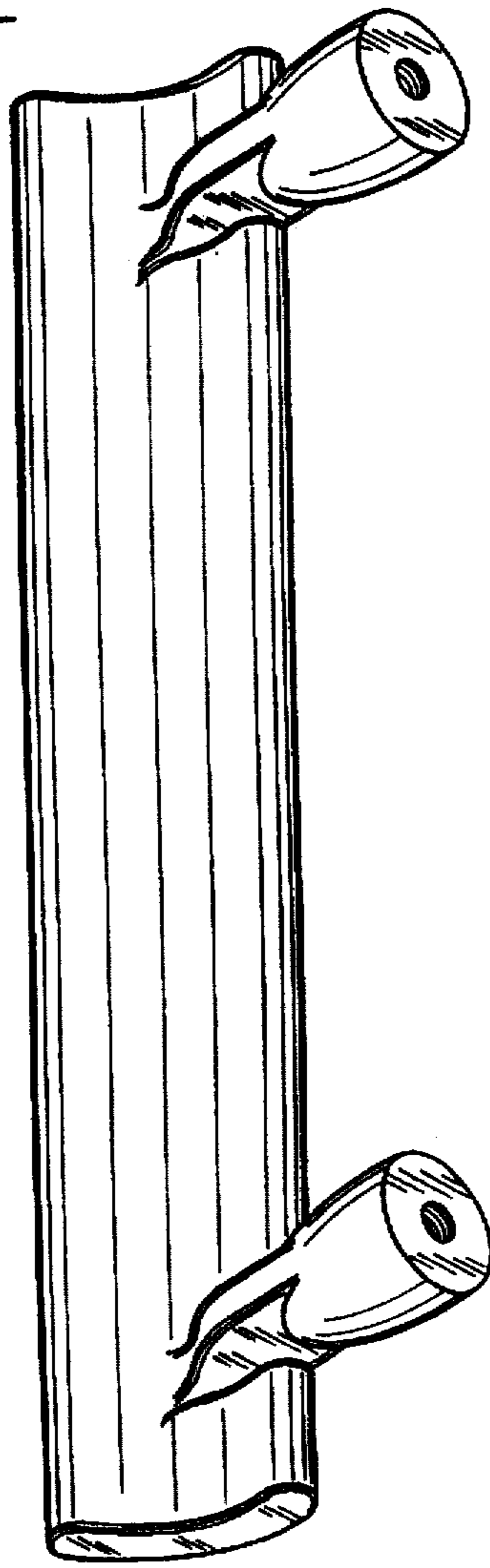


FIG. 3

FIG. 4

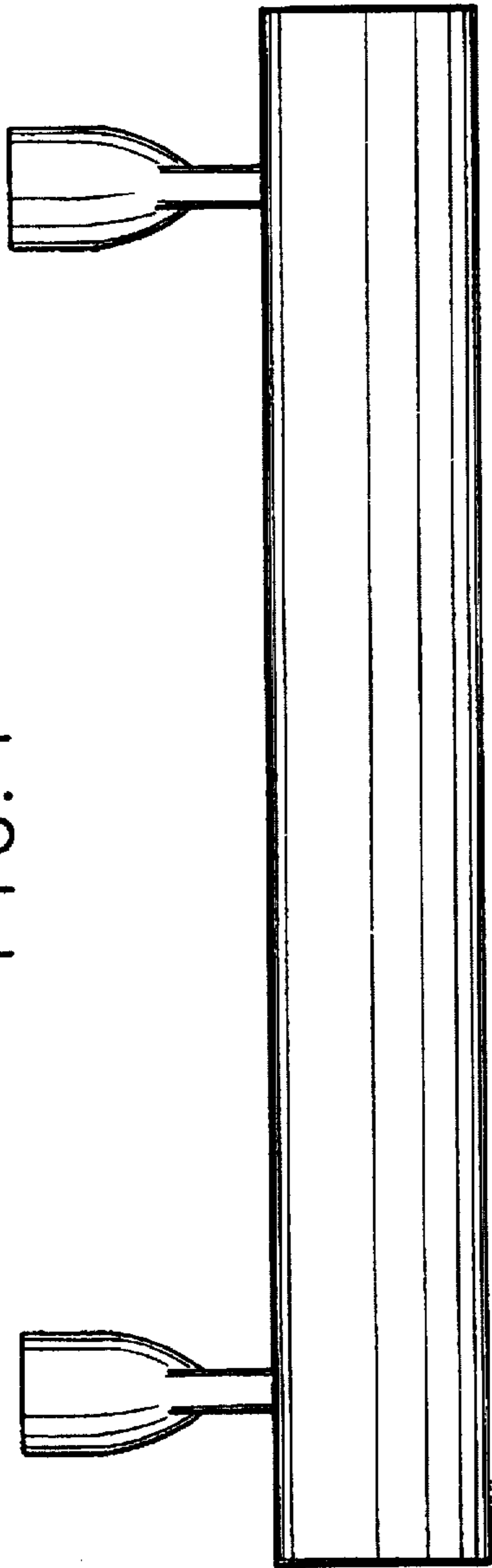


FIG. 5



FIG. 6

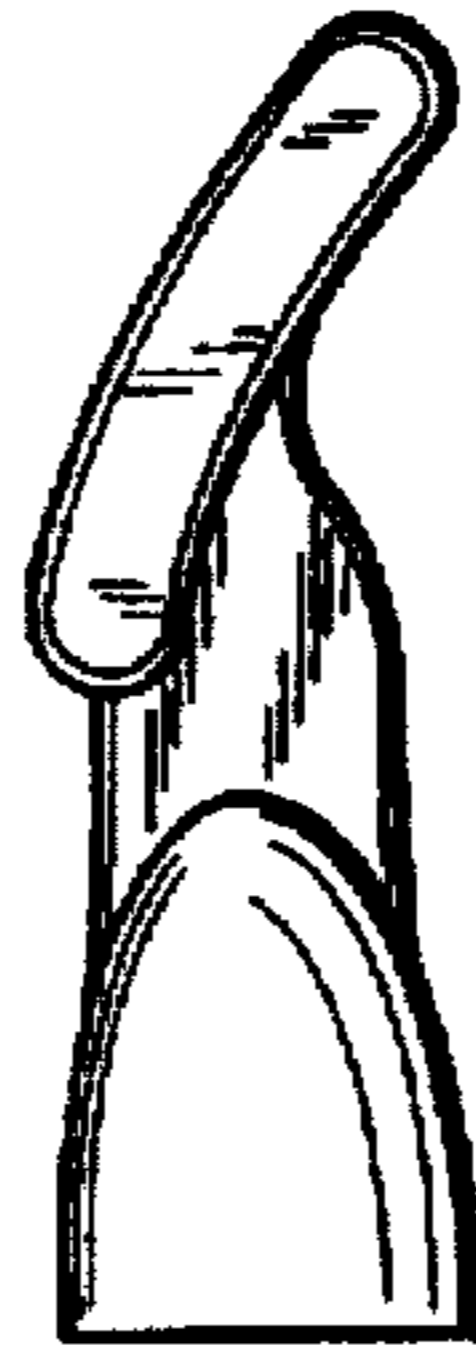


FIG. 7

