

US00D390432S

# United States Patent [19]

Shaffer

[11] Patent Number: Des. 390,432

[45] Date of Patent: \*\*Feb. 10, 1998

## [54] RV TELEVISION ANTENNA SOCKET TOOL

[76] Inventor: **Robert L. Shaffer**, 1001 Garfield Ave., Lancaster, Ohio 43130

[\*\*] Term: 14 Years

[21] Appl. No.: 68,324

[22] Filed: Apr. 3, 1997

[51] LOC (6) Cl. .... 08-05

[52] U.S. Cl. .... D8/29

[58] Field of Search ..... D8/29, 14; 81/119, 81/121.1, 125, 436, 177.1, 177.6

### [56] References Cited

#### U.S. PATENT DOCUMENTS

D. 318,997	8/1991	Baker	.....	D8/29
3,161,093	12/1964	Hoag	.....	81/177.6
4,381,579	5/1983	Rumpp	.....	81/177.1

### OTHER PUBLICATIONS

Sears Power & Hand Tools Catalog, p. 20, Sep. 1990.

*Primary Examiner*—Ted Shooman

*Assistant Examiner*—Richelle Shelton

### [57] CLAIM

The ornamental design for an RV television antenna socket tool, as shown and described.

### DESCRIPTION

FIG. 1 is a front elevational view of the RV television antenna socket tool showing my new design; FIG. 2 is a rear elevational view thereof; FIG. 3 is a right side view thereof; FIG. 4 is a left side view thereof; FIG. 5 is a top plan view thereof; FIG. 6 is a bottom plan view thereof; and, FIG. 7 is an isometric view thereof.

1 Claim, 3 Drawing Sheets

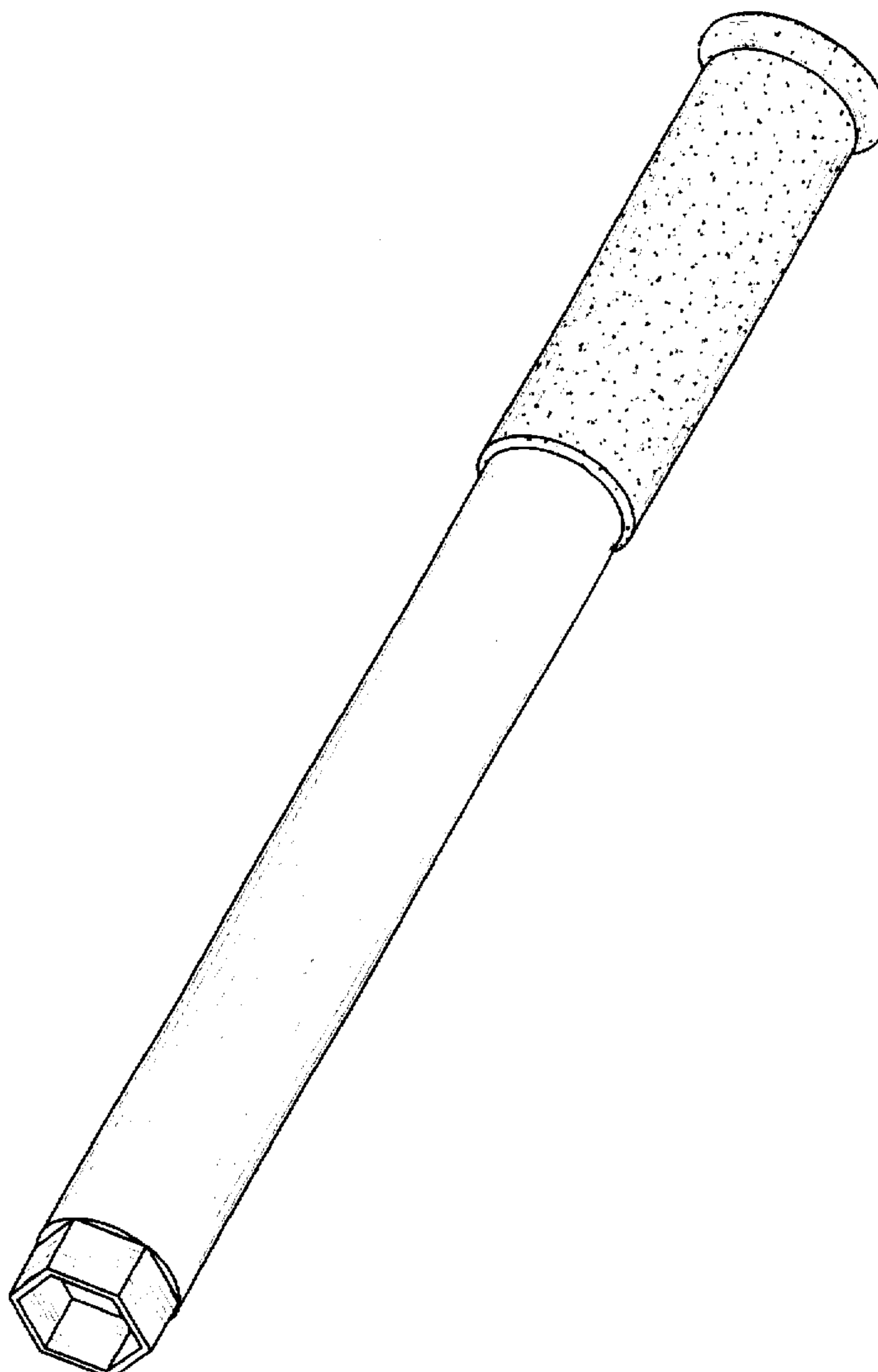


FIG. 1

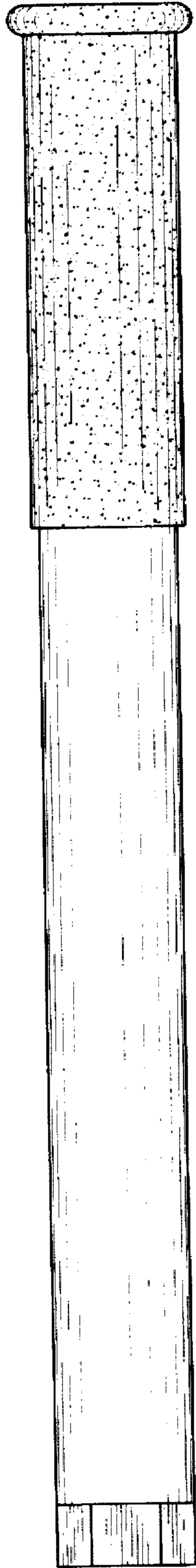


FIG. 2




FIG. 3

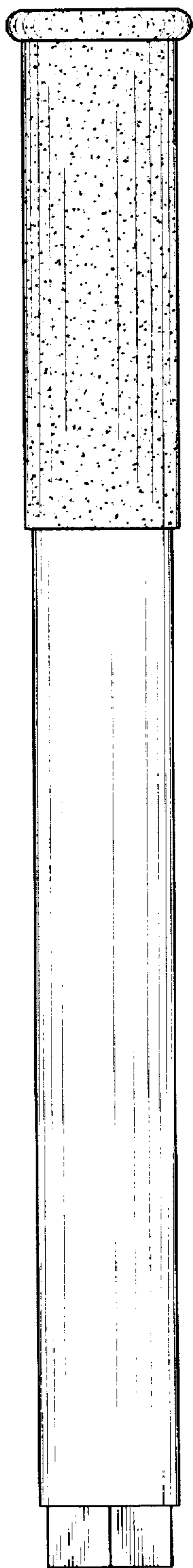


FIG. 4




FIG. 5

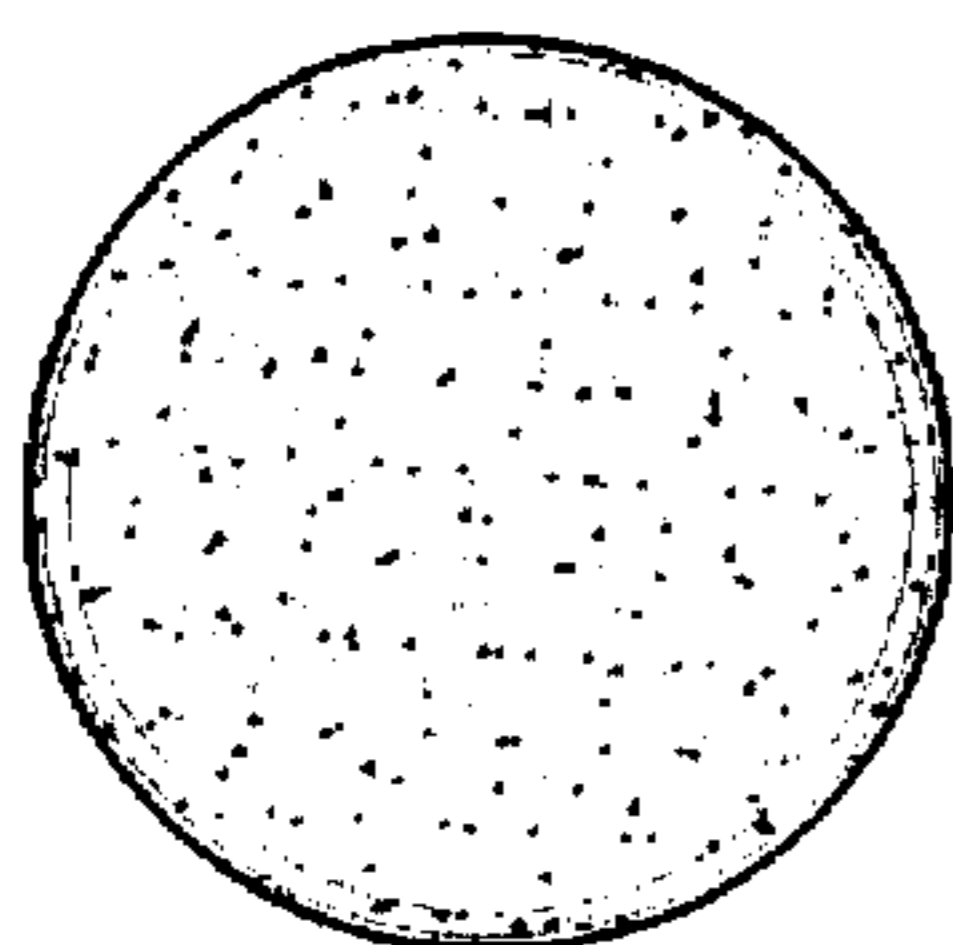


FIG. 7

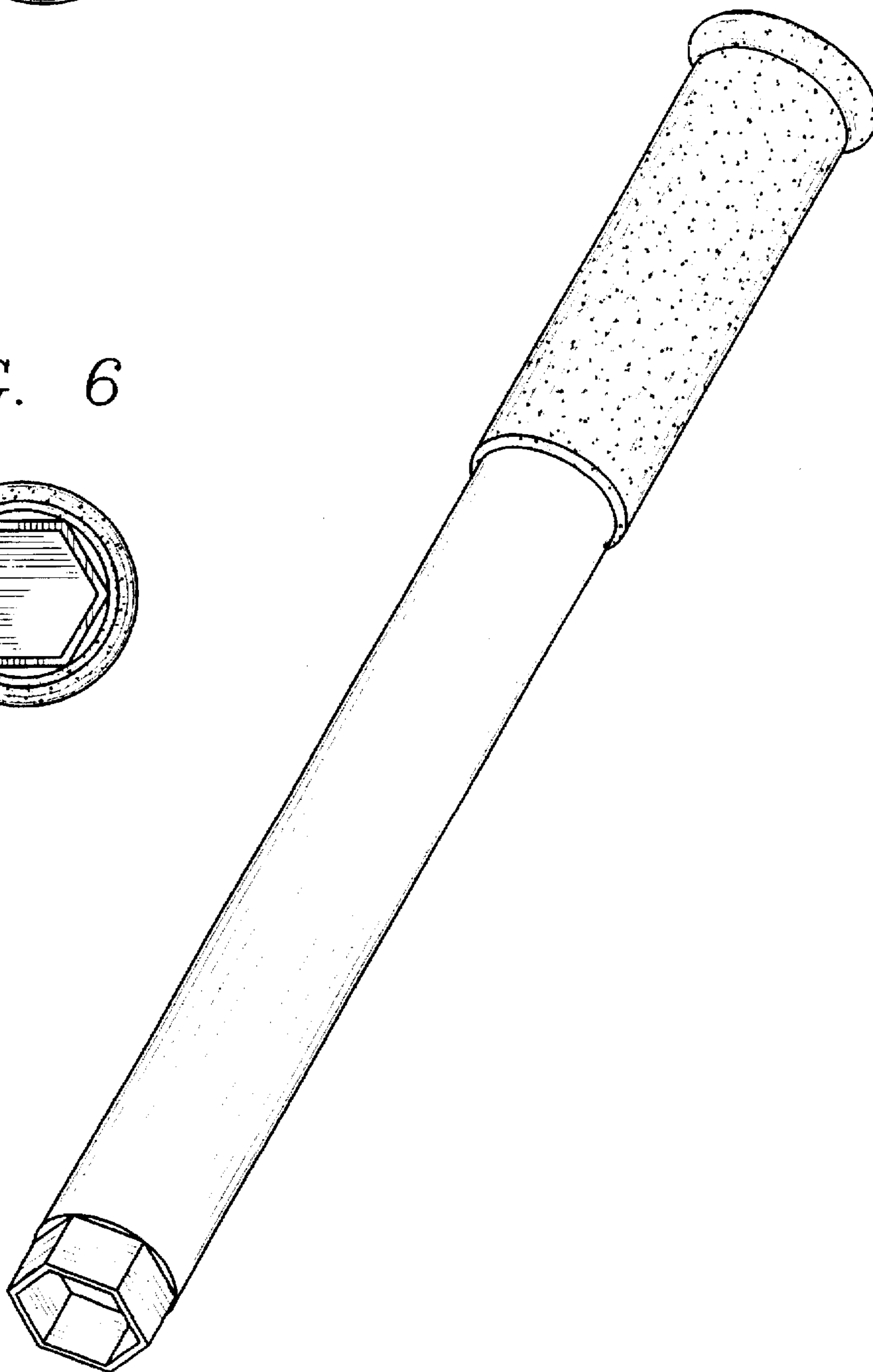


FIG. 6

