



US00D390430S

United States Patent [19]

[11] Patent Number: **Des. 390,430**

Chai et al.

[45] Date of Patent: ****Feb. 10, 1998**

[54] HAND PRUNER

[75] Inventors: **Chiping Peter Chai**, Diamond Bar;
Nghiem Tran, Corona; **Richard Jung**,
Irvine, all of Calif.

[73] Assignee: **Harrow Products, Inc.**, Grand Rapids,
Mich.

[**] Term: **14 Years**

[21] Appl. No.: **65,690**

[22] Filed: **Jan. 24, 1997**

[51] LOC (6) Cl. **08-01**

[52] U.S. Cl. **D8/5**

[58] Field of Search D8/4, 5; 30/249-250,
30/261-262

[56] References Cited

U.S. PATENT DOCUMENTS

- D. 194,185 12/1962 Rogers et al. .
- D. 305,858 2/1990 Ishida et al. .
- D. 324,470 3/1992 Grove .
- D. 336,222 6/1993 Wensley D8/5
- D. 337,033 7/1993 DeVille D8/5
- D. 359,205 6/1995 Her D8/5

FOREIGN PATENT DOCUMENTS

- 2030501 8/1979 United Kingdom .

OTHER PUBLICATIONS

Gardena Gardening Equipment Catalog, 1977, p. 19, garden shears circled item third from left.

M. Leonard, Spring4, vol. 4, Apr. 1976, p. 40, pruning shears, circled item last column, 4th from top.

Union Product Catalog, p. 42, pruner-item 7 in upper right corner of page, May 1986.

Primary Examiner—Holly Baynham
Attorney, Agent, or Firm—Price, Gess & Ubell

[57] CLAIM

The ornamental design for the hand pruner, as shown and described.

DESCRIPTION

FIG. 1 is a right side view of the hand pruner of FIG. 1; FIG. 2 is a top plan view of the hand pruner of FIG. 1; FIG. 3 is a bottom plan view of the hand pruner of FIG. 1; FIG. 4 is a left side view of the hand pruner of FIG. 1; FIG. 5 is a front view of the hand pruner of FIG. 1; and, FIG. 6 is a rear view of the hand pruner of FIG. 1.

The contrasting shading on the handle represents a textured plastic surface.

1 Claim, 2 Drawing Sheets

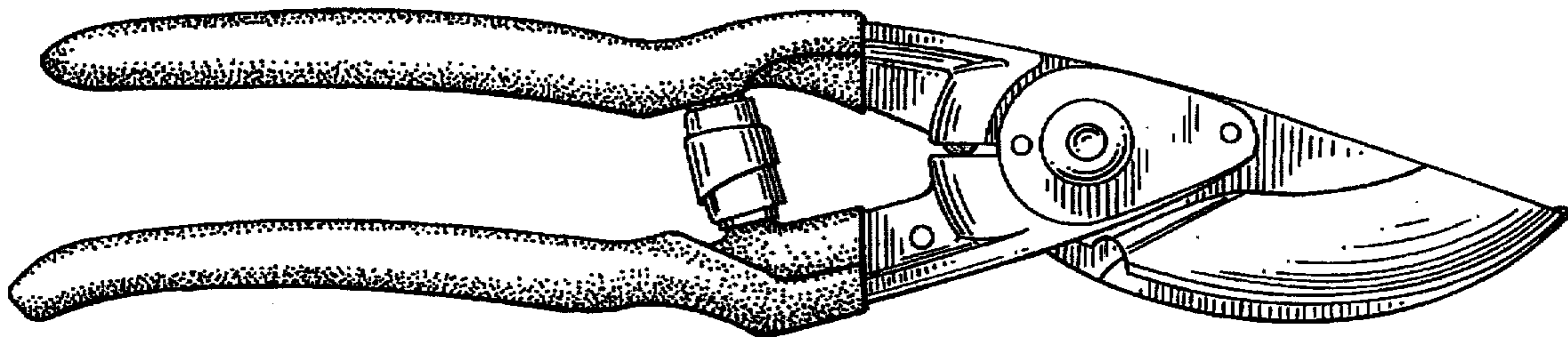


FIG. 2

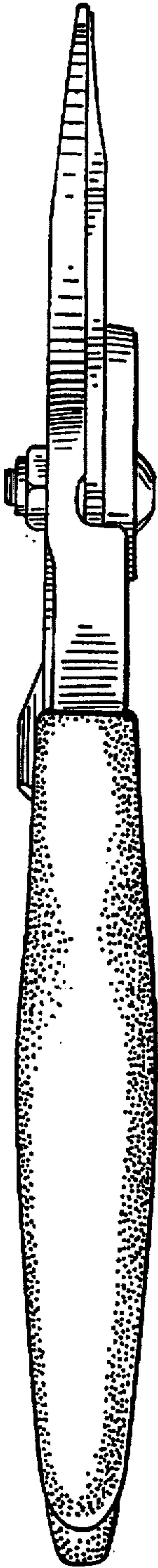


FIG. 1

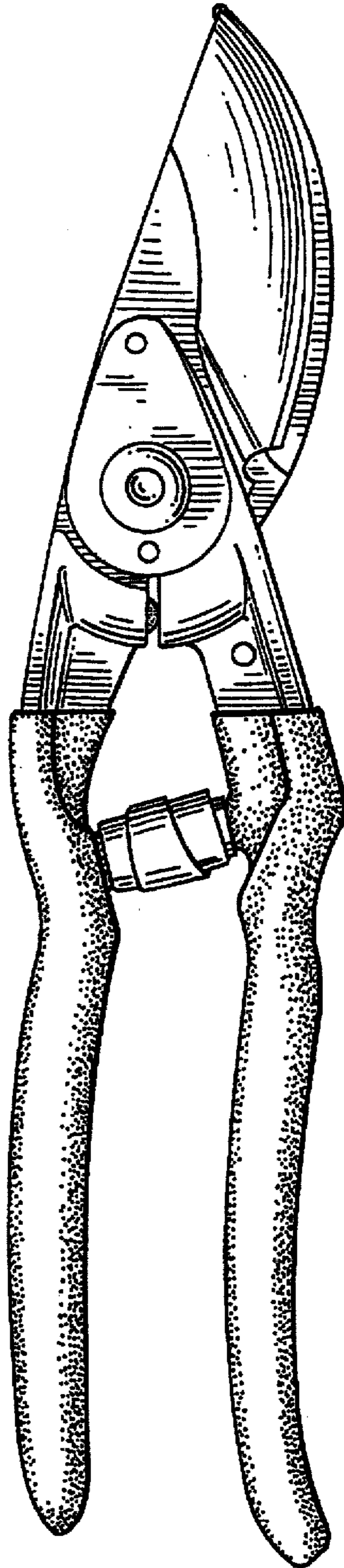


FIG. 3



FIG. 4

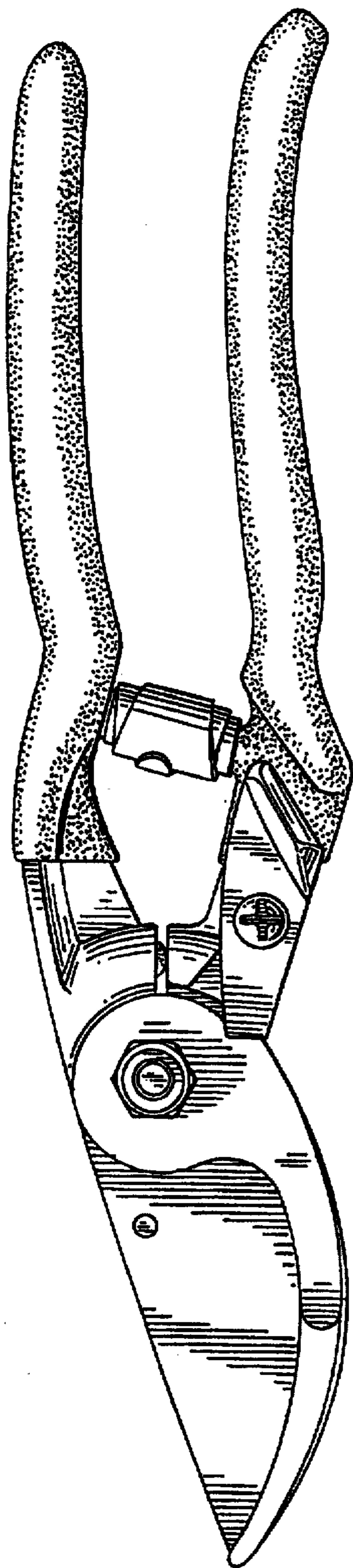


FIG. 5




FIG. 6

