



US00D390413S

United States Patent [19]

Hippen et al.

[11] Patent Number: **Des. 390,413**

[45] Date of Patent: ****Feb. 10, 1998**

[54] **FOOD PROCESSOR LID**

[75] Inventors: **Jan Hippen**, Portland, Oreg.; **Julius Lucaci**, Wheeling, Ill.; **Angelika I. Schubert-Belle**, Portland, Oreg.

[73] Assignee: **Black & Decker Inc.**, Newark, Del.

[**] Term: **14 Years**

[21] Appl. No.: **62,860**

[22] Filed: **Nov. 29, 1996**

[51] LOC (6) Cl. **31-00**

[52] U.S. Cl. **D7/384; D7/412**

[58] Field of Search **D7/376, 378, 379, D7/381, 383, 384, 386, 391, 392, 412; 241/37.5, 92, 93, 101.1, 199.12, 282.1, 282.2**

[56] **References Cited**

U.S. PATENT DOCUMENTS

D. 251,231	3/1979	Hashimoto	D7/384
D. 254,161	2/1980	Verdun	D7/384
D. 256,087	7/1980	Minami	D7/384
D. 287,327	12/1986	Cavalli	D7/384
D. 290,676	7/1987	Stutzer et al.	D7/384
D. 293,071	12/1987	Kim	D7/384
D. 293,873	1/1988	Maass	D7/384
D. 309,083	7/1990	Kahlcke	D7/665
D. 324,322	3/1992	Barrault	D7/384

D. 327,806	7/1992	Fleche	D7/384
D. 335,065	4/1993	Gildersleeve	D7/384
D. 347,357	5/1994	Gildersleeve	D7/384
D. 366,984	2/1996	Hsu	D7/376
4,199,268	4/1980	Parzych	D7/384 X
4,387,860	6/1983	Necas et al.	241/282.1

Primary Examiner—Caron D. Veynar
Attorney, Agent, or Firm—Barry E. Deutsch

[57] **CLAIM**

The ornamental design for food processor lid, as shown and described.

DESCRIPTION

FIG. 1 is a perspective view of our new design of a food processor lid;
FIG. 2 is a front elevational view of our new design of the food processor lid;
FIG. 3 is a rear elevational view of our new design of the food processor lid;
FIG. 4 is a right side elevational view of our new design of the food processor lid;
FIG. 5 is a left side elevational view of our new design of the food processor lid;
FIG. 6 is a top plan view of our new design of the food processor lid; and,
FIG. 7 is a bottom plan view of our new design of the food processor lid.

1 Claim, 3 Drawing Sheets

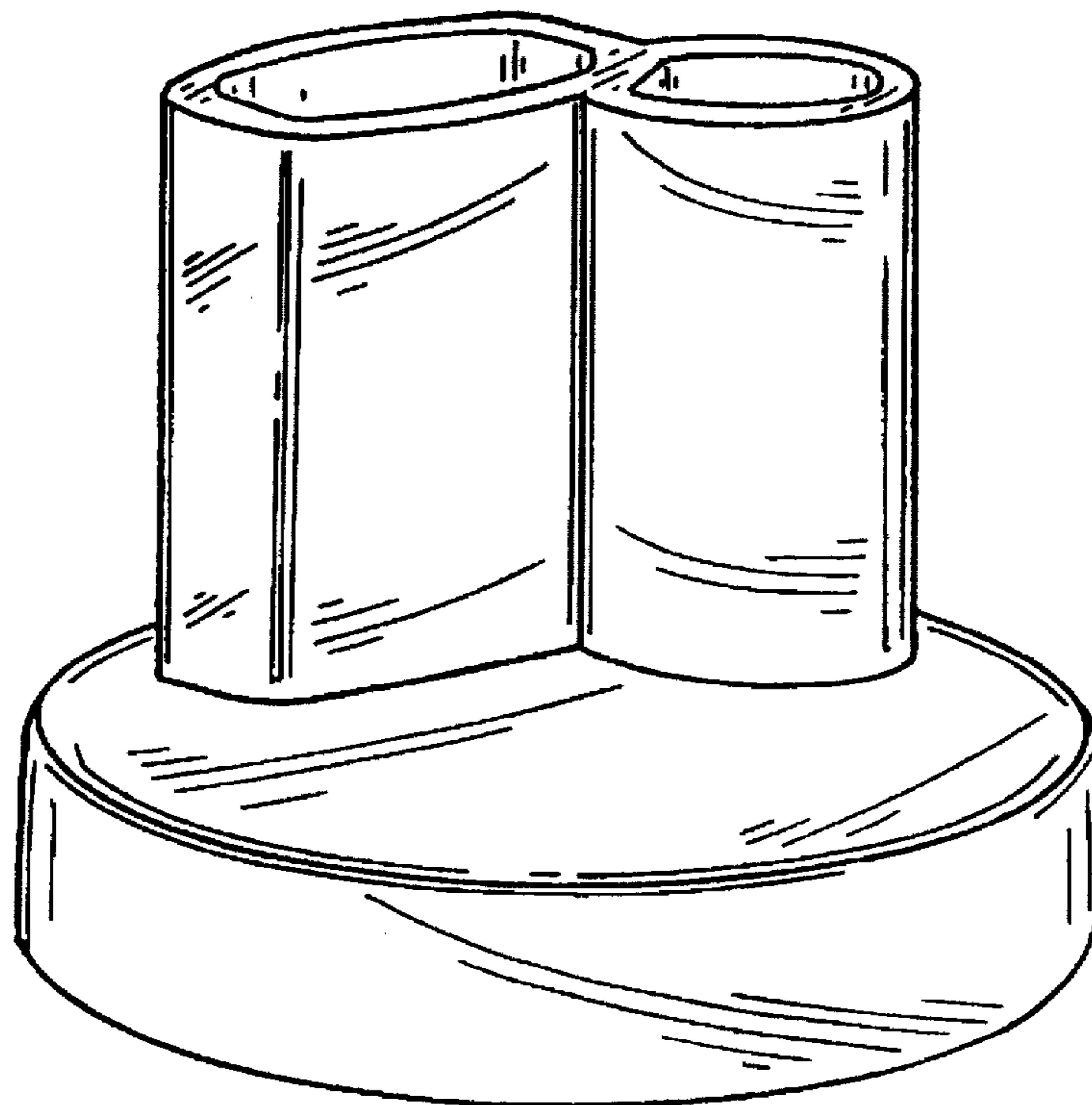


FIG. 1

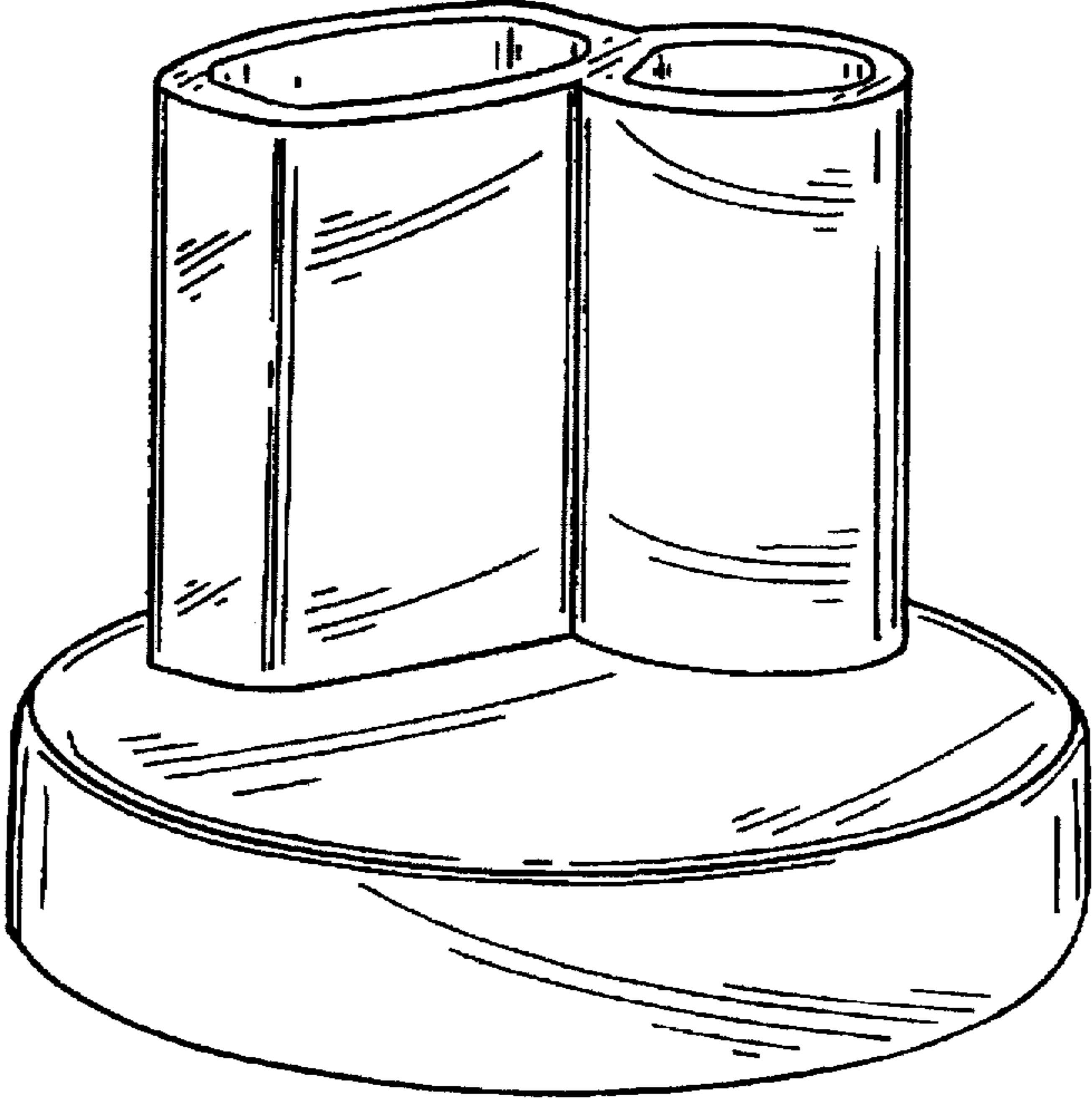



FIG. 2






FIG. 3




FIG. 4




FIG. 5

FIG. 7

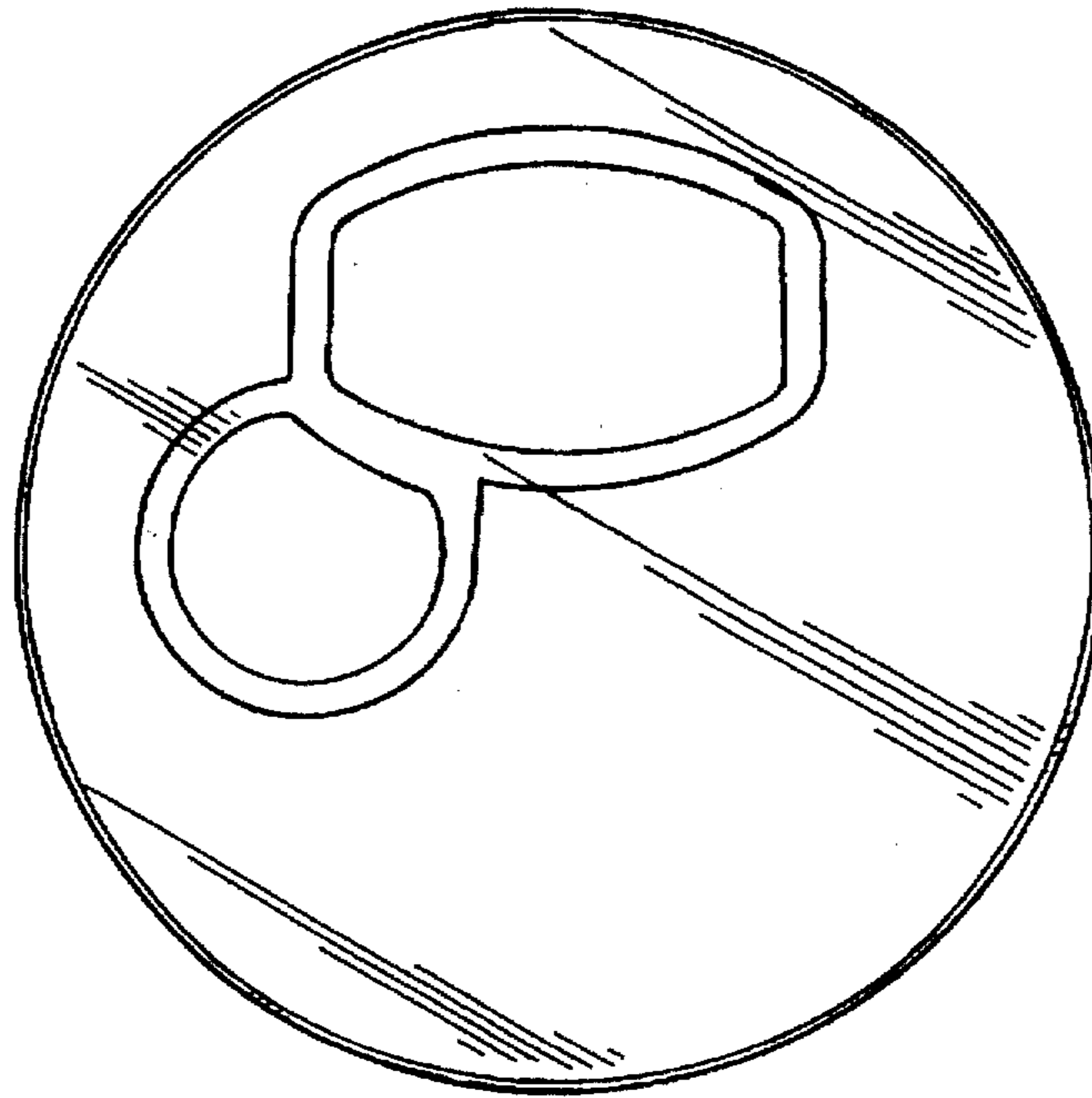


FIG. 6

