



US00D390411S

United States Patent [19] Nakagawa

[11] Patent Number: **Des. 390,411**
[45] Date of Patent: ****Feb. 10, 1998**

[54] MICROWAVE OVEN

[75] Inventor: **Takehisa Nakagawa**, Osaka, Japan

[73] Assignee: **Sharp Kabushiki Kaisha**, Osaka, Japan

[**] Term: **14 Years**

[21] Appl. No.: **64,513**

[22] Filed: **Jan. 3, 1997**

[30] Foreign Application Priority Data

Jul. 4, 1996 [JP] Japan 8-20042

[51] LOC (6) Cl. **07-02**

[52] U.S. Cl. **D7/351**

[58] Field of Search D7/350, 351, 405;
126/275 R, 275 E, 19 M, 21 A; 219/10.55 R,
10.55 A, 10.55 B, 10.55 C

[56] References Cited

U.S. PATENT DOCUMENTS

- D. 329,353 9/1992 Yamada .
- D. 334,688 4/1993 Kitae et al. .
- D. 335,064 4/1993 Sugiyama et al. .
- D. 341,289 11/1993 Choi D7/351
- D. 352,636 11/1994 Nakamura .
- D. 353,510 12/1994 Nakamura .

- D. 353,511 12/1994 Saimen .
- D. 353,512 12/1994 Saimen et al. .
- D. 356,006 3/1995 Saimen et al. .
- D. 357,159 4/1995 Mitsui et al. .
- D. 367,991 3/1996 Saimen .
- D. 367,992 3/1996 Saimen .
- D. 368,405 4/1996 Tada .
- D. 368,406 4/1996 Nakamura .
- D. 373,502 9/1996 Fujii et al. .
- D. 380,644 7/1997 Tsuda et al. D7/351

Primary Examiner—Ruth McInroy
Attorney, Agent, or Firm—Nixon & Vanderhye

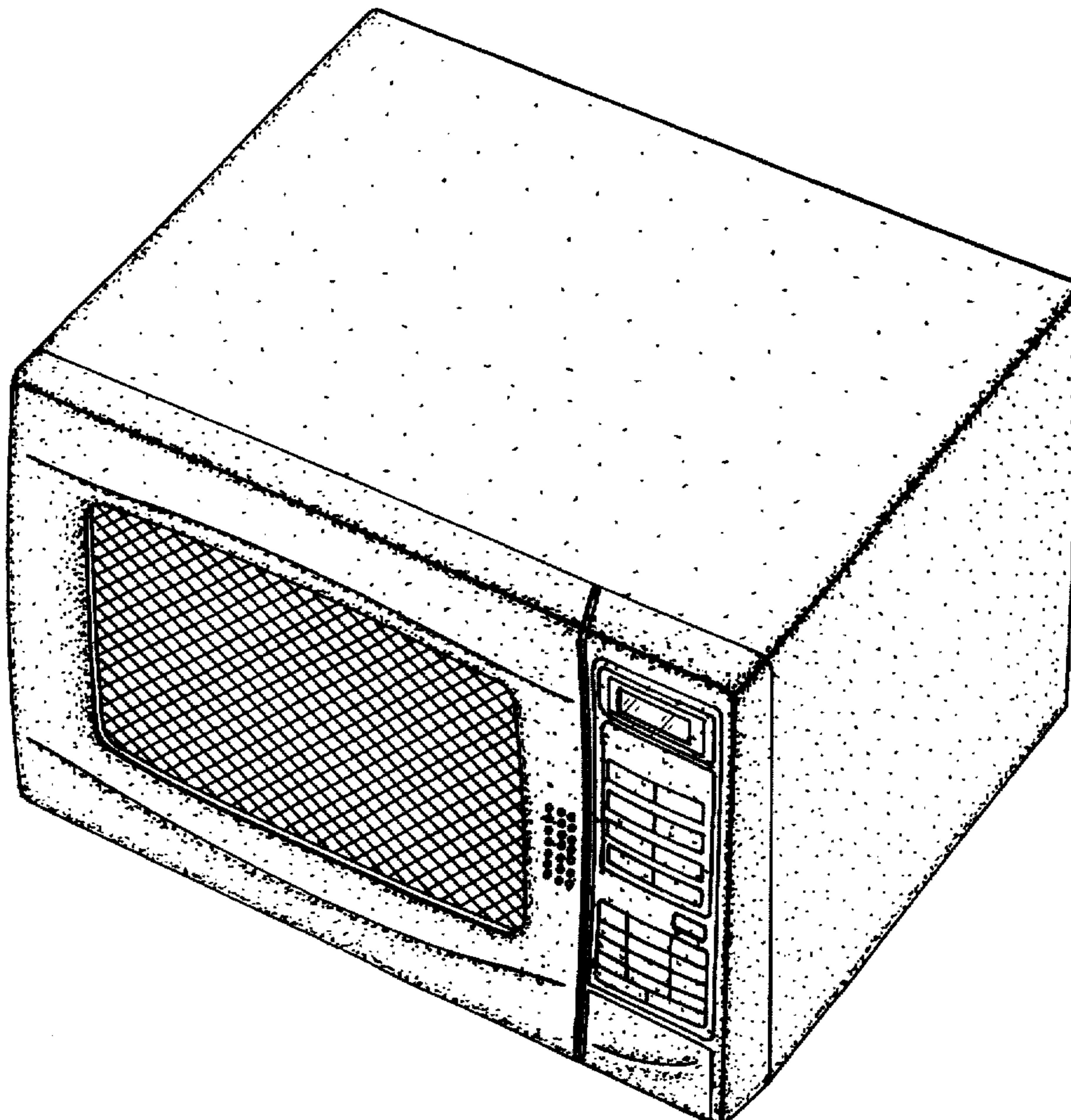
[57] CLAIM

The ornamental design for a microwave oven, as shown and described.

DESCRIPTION

FIG. 1 is a top, front and right side perspective view of a microwave oven showing my new design;
FIG. 2 is a top plan view thereof;
FIG. 3 is a front elevational view thereof;
FIG. 4 is a right side elevational view thereof;
FIG. 5 is a rear elevational view thereof;
FIG. 6 is a left side elevational view thereof; and,
FIG. 7 is a bottom plan view thereof.

1 Claim, 7 Drawing Sheets



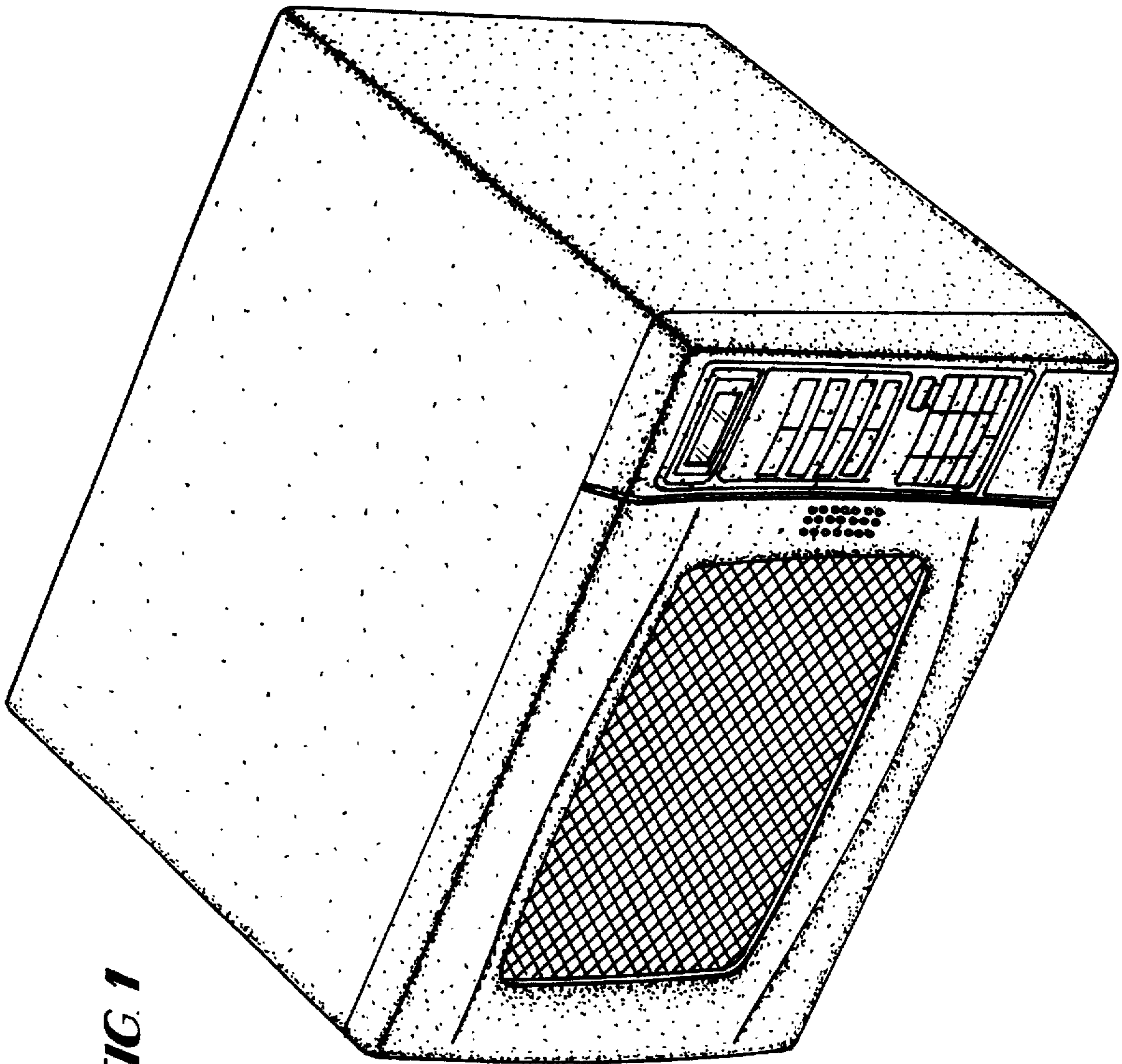


FIG. 1

FIG. 2




FIG. 3

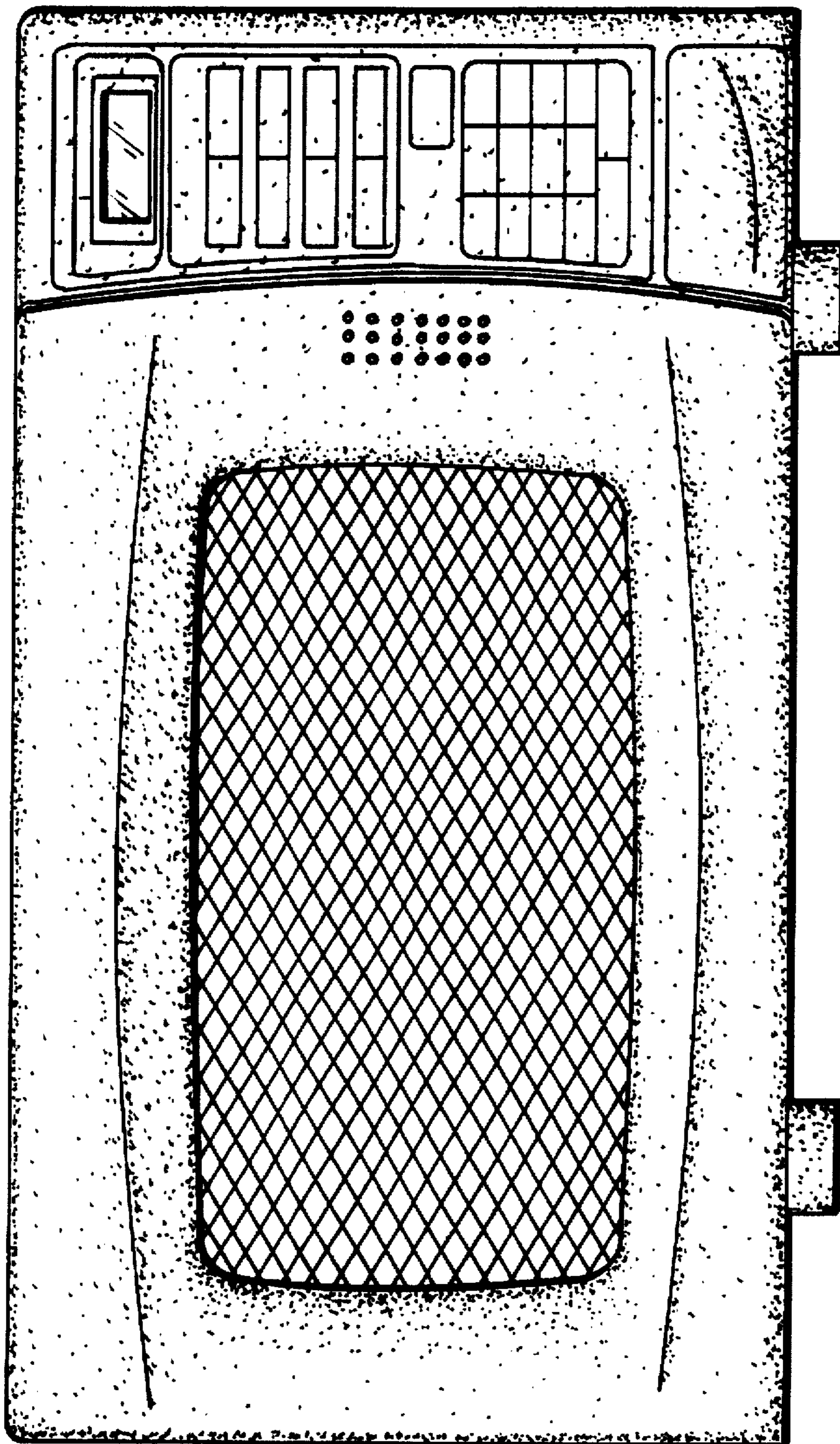


FIG. 4




FIG. 5




FIG. 6

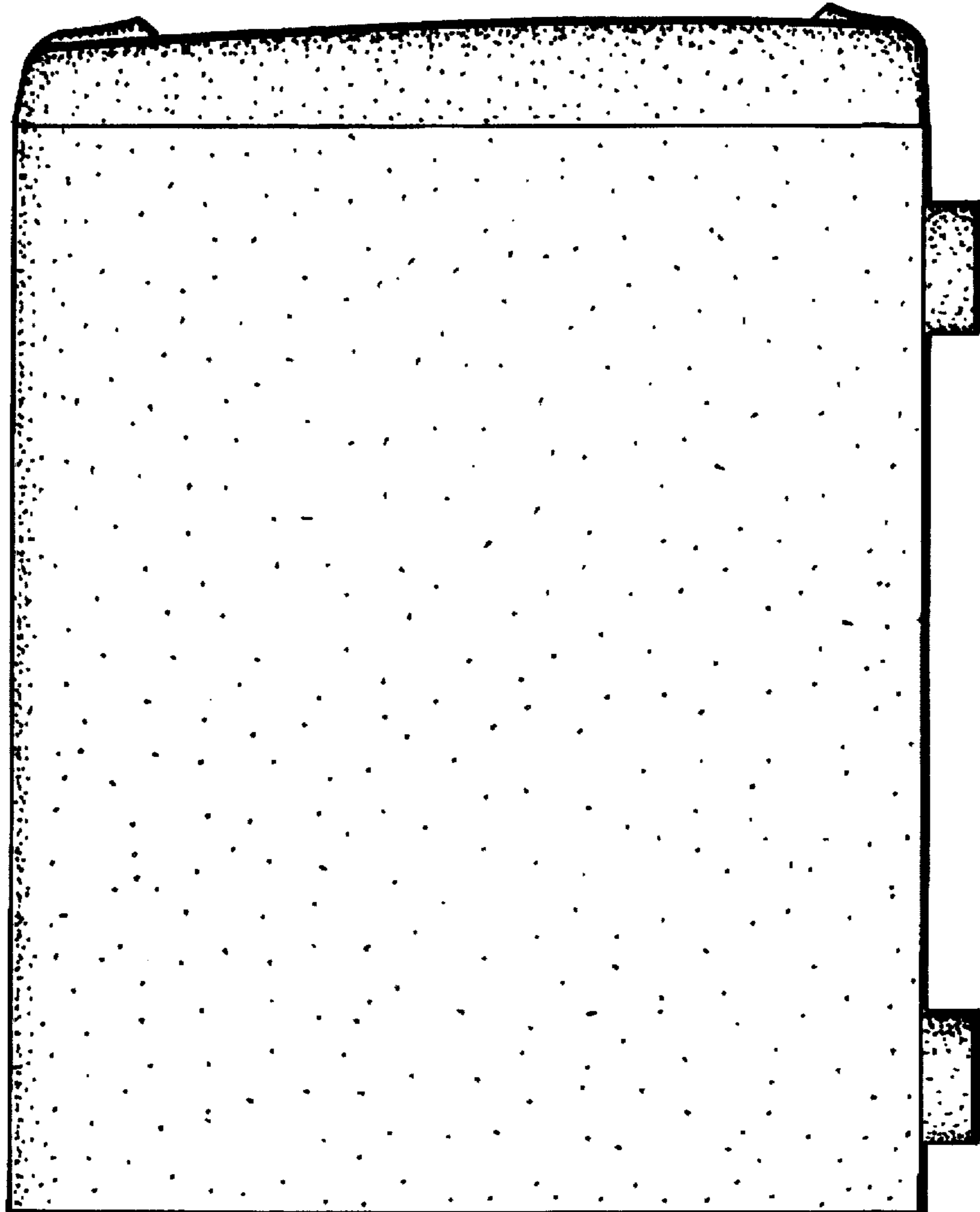


FIG. 7

