

US00D390392S

United States Patent [19]
Odom

[11] **Patent Number:** **Des. 390,392**
[45] **Date of Patent:** ****Feb. 10, 1998**

[54] **IMPROVED COMBINED TOILET TISSUE
HOLDER & GRAB BAR**

2,592,571 4/1952 Huntington D6/518 X
3,370,805 2/1968 Barbee D6/521 X

[76] **Inventor:** **Lois H. Odom**, 5354 Princeton Dr.,
Katy, Tex. 77493

OTHER PUBLICATIONS

Application SN 29/047,797—Now Abandoned.

[**] **Term:** **14 Years**

Primary Examiner—Brian N. Vinson

[21] **Appl. No.:** **64,209**

[57] **CLAIM**

[22] **Filed:** **Dec. 24, 1996**

The ornamental design for improved combined toilet tissue holder and grab bar, as shown and described.

[51] **LOC (6) Cl.** **07-07**

DESCRIPTION

[52] **U.S. Cl.** **D6/519; D6/523; D6/521**

[58] **Field of Search** **D6/519, 518, 522,
D6/520, 521, 523; 216/389; 211/13, 16,
60.1, 105.1, 123; 248/309.1; 242/570**

FIG. 1 is a perspective view of the combined toilet tissue holder and grab bar;

FIG. 2 is an elevational view from one side of the bar shown in FIG. 1, and,

FIG. 3 is a rear elevational view of the bar shown in FIGS. 1 and 2.

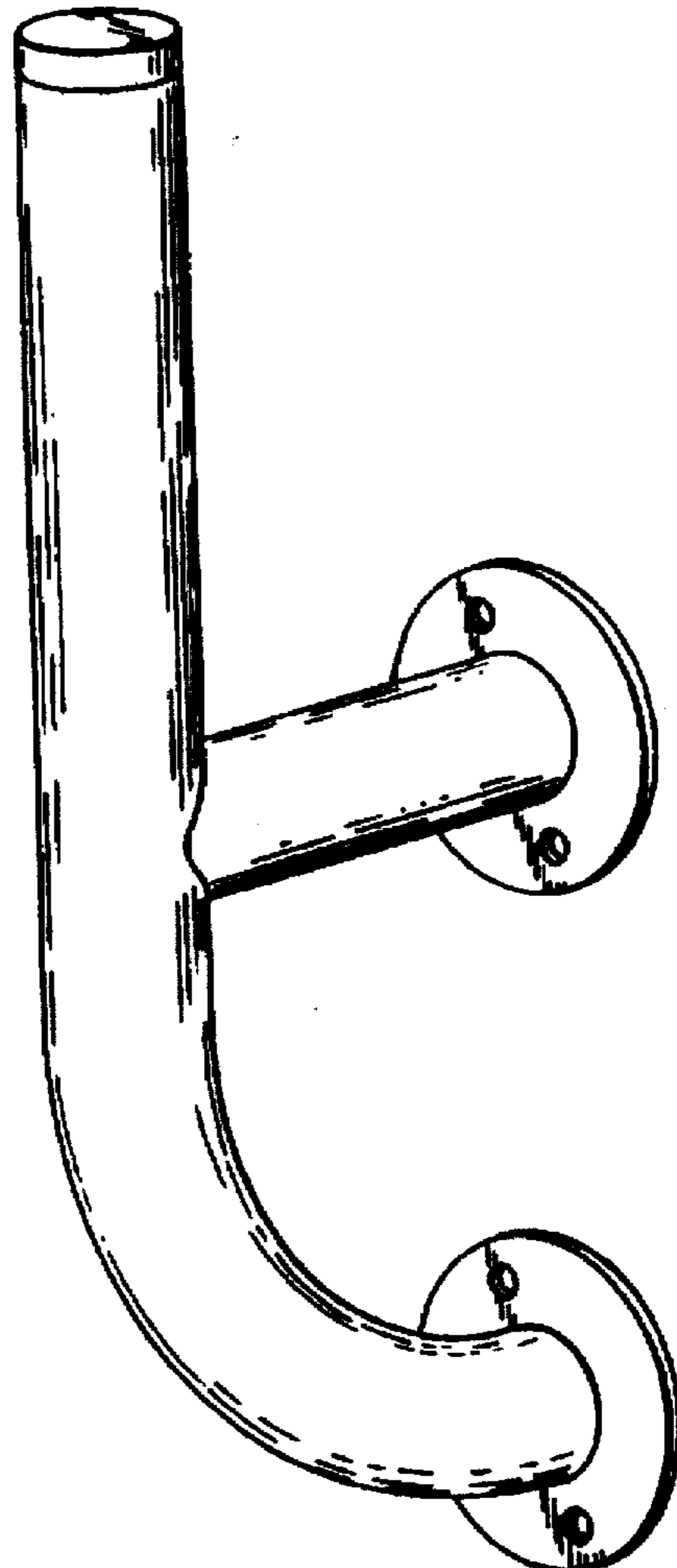
[56] **References Cited**

U.S. PATENT DOCUMENTS

D. 137,391 2/1944 Belshaw D6/521
D. 238,461 1/1976 Bauman D6/521
D. 259,906 7/1981 Fleischmann et al. D6/521
D. 298,290 11/1988 Wilkerson D6/521

The view opposite FIG. 2 is an exact mirror image of that figure.

1 Claim, 1 Drawing Sheet



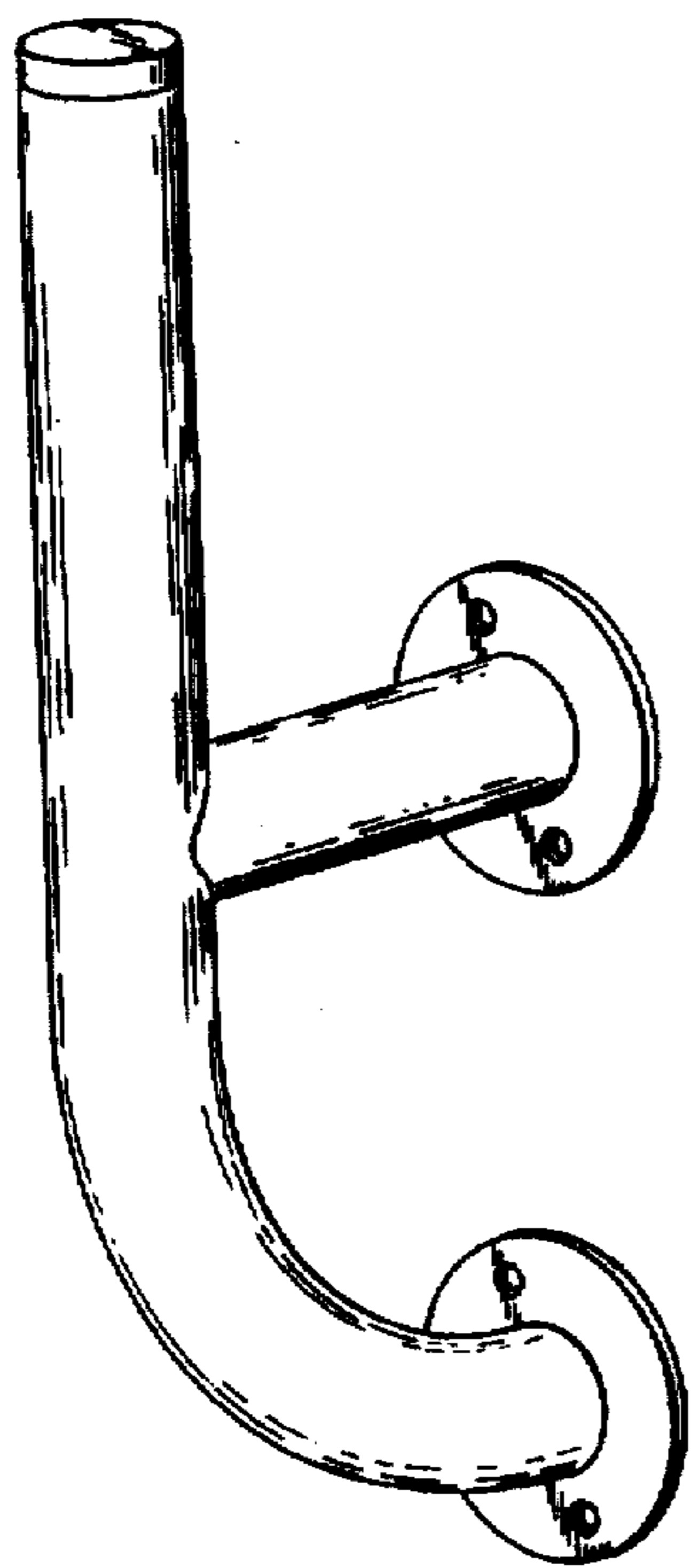


FIG. 1

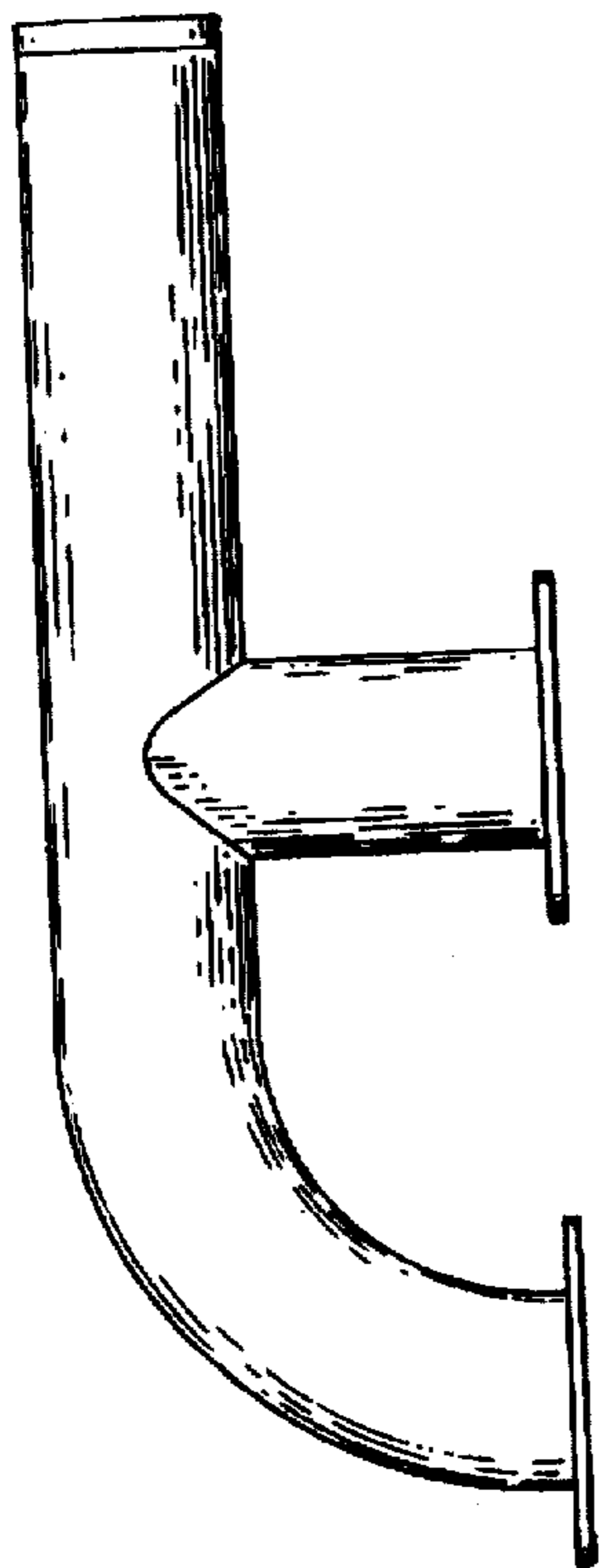


FIG. 2

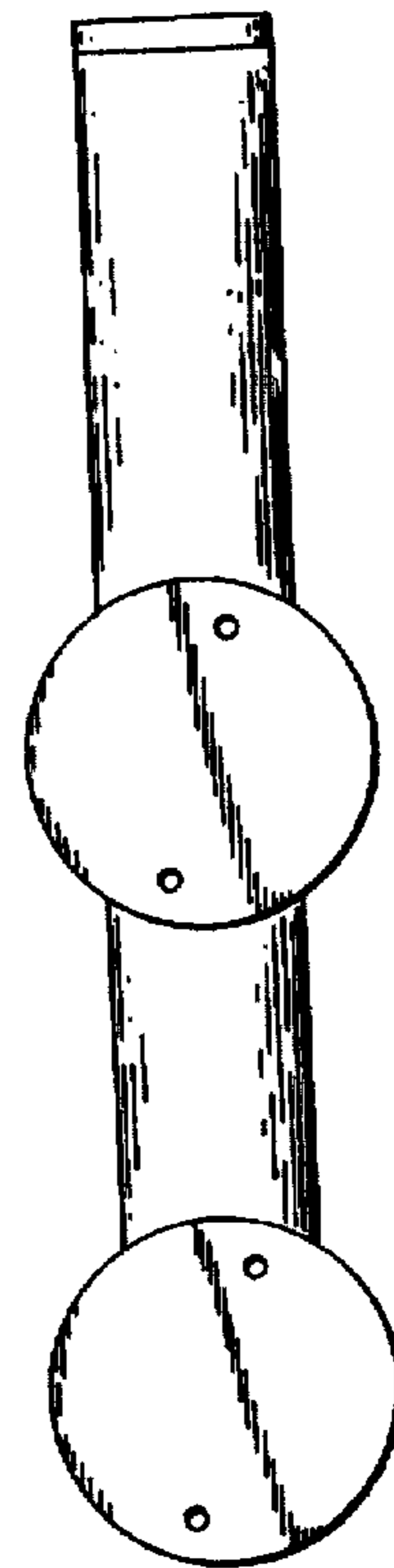


FIG. 3