



US00D390389S

United States Patent [19]

Walters, III et al.

[11] Patent Number: **Des. 390,389**

[45] Date of Patent: ****Feb. 10, 1998**

[54] **HEADBOARD**

[75] Inventors: **Guy A. Walters, III; Charles C. Cain,**
both of High Point, N.C.

[73] Assignee: **Thomasville Furniture Industries,**
Inc., Thomasville, N.C.

[**] Term: **14 Years**

[21] Appl. No.: **63,117**

[22] Filed: **Nov. 27, 1996**

[51] LOC (6) Cl. **06-01**

[52] U.S. Cl. **D6/505**

[58] Field of Search D6/382, 383, 388,
D6/389, 392-508; 5/53.1, 279.1, 280, 281,
907, 113, 414

[56] **References Cited**

U.S. PATENT DOCUMENTS

D. 345,263	3/1994	Keller	D6/389
D. 345,659	4/1994	Ferguson	D6/393
D. 371,253	7/1996	Keller	D6/389
D. 380,917	7/1997	Keller et al.	D6/505

OTHER PUBLICATIONS

Foley's, Aug. 20, 1994, p. 11, bed at top.
Dictionary of Furniture, by Charles Boyce, ©1985, twist
turning.
Capferrett, France, Grand Hotel floor, Vitruvian wave, circa
per-1980.

The Book of Carved Wood Decoration, Klise Manufacturing
Co., 1987, p. 78 (D-1728), pp. 135, 136 (A-25).
Thomasville Furn. Mahogany Collection brochure, poster
bed No. 14511-475, believed to be prior art.
Bernhardt Furniture, Napa Valley brochures, p.15, believed
to be prior art.
Century Furniture, Villa Domain Brochure, cover page,
poster bed, believed to be prior art.
Poster bed, unkown inventor, unknown magazine, p. 47,
believed to be prior art.
Thomasville Furn. Impression brochures, back cover, head-
board No. 24005-413, at least as early as Apr. 1994.

Primary Examiner—Janice E. Seeger
Attorney, Agent, or Firm—Rhodes, Coats & Bennett, L.L.P.


[57] **CLAIM**

The ornamental design for a headboard, as shown and
described.

DESCRIPTION

FIG. 1 is a right front perspective view of a headboard
showing our new design;
FIG. 2 is a side view, the opposite side being a mirror image
of the side shown; and,
FIG. 3 is a front elevational view thereof.
The top, bottom and rear views are not shown and form no
part of the claimed design. The dotted lines represent
environmental elements only, and form no part of the
claimed design.

1 Claim, 2 Drawing Sheets



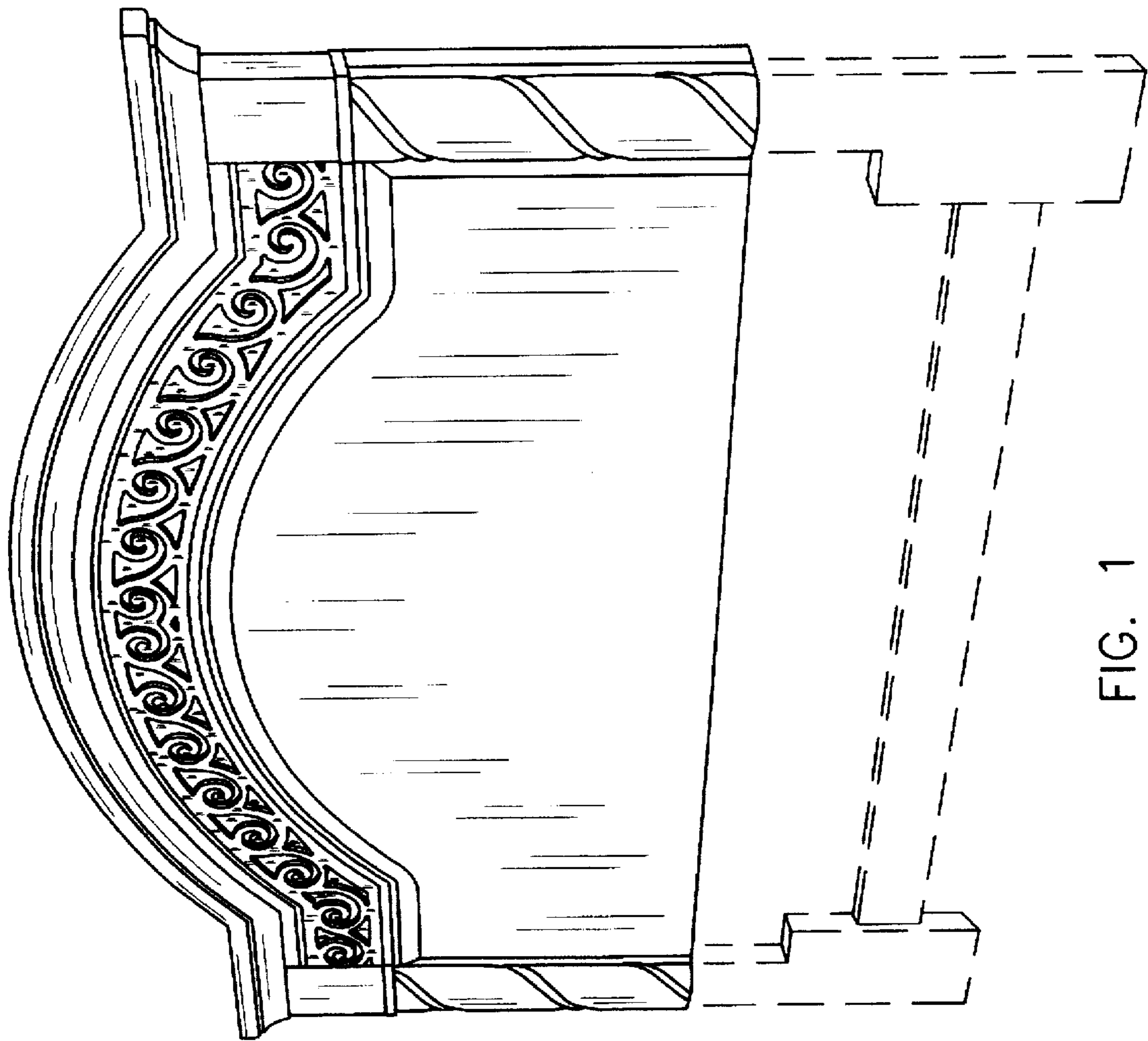


FIG. 1




FIG. 3

FIG. 2