



US00D390375S

United States Patent [19]

Walters, III et al.

[11] Patent Number: **Des. 390,375**

[45] Date of Patent: ****Feb. 10, 1998**

[54] **BEDSTEAD**

[75] Inventors: **Guy A. Walters, III; Charles C. Cain,**
both of High Point, N.C.

[73] Assignee: **Thomasville Furniture Industries, Inc.,**
Thomasville, N.C.

[**] Term: **14 Years**

[21] Appl. No.: **63,137**

[22] Filed: **Nov. 27, 1996**

[51] LOC (6) Cl. **06-01**

[52] U.S. Cl. **D6/393**

[58] Field of Search D6/382, 383, 388,
D6/389, 392-395, 505, 508; 5/53.1, 279.1,
280, 281, 285, 286, 907

[56] **References Cited**

U.S. PATENT DOCUMENTS

- D. 24,302 5/1895 Wiessner .
- D. 29,284 8/1898 Peters .
- D. 29,552 10/1898 Kimball .
- D. 30,017 1/1899 Wiessner .
- D. 86,064 1/1932 Squires .
- D. 225,491 12/1972 Keller D6/1
- D. 340,147 10/1993 Black D6/393
- D. 355,543 2/1995 Schroeder D6/393
- D. 368,601 4/1996 Cain D6/389
- D. 370,793 6/1996 Keller D6/393
- D. 372,600 8/1996 Paus D6/393
- D. 373,486 9/1996 Keller et al. D6/393
- D. 376,490 12/1996 Paus D6/393

OTHER PUBLICATIONS

Thomasville Furniture Terrace Garden brochure, p. 6,
Canopy Bed, No. 25415-505, Oct. 1993.
Thomasville Furniture Stone Terrace brochure, p. 4, Canopy
Bed, No. 26515, believed to be prior art.

Furniture Today, Apr. 18, 1994.

Furniture Today, Sep. 9, 1996, p. 57.

Furniture Today, Oct. 23, 1995, p. 150.

House Beautiful, May 1985, p. 67.

Capferrett, France, Grand Hotel floor, Vitruvian wave, circa
pre-1980.

The Book of Carved Wood Decoration, p. 78, Klise Manu-
facturing Company, 1987, D-1728.

Thomasville Furniture Terrace Garden brochure, p. 33,
Sleigh Bed No. 25415-575.

Woodward and Lothrop Directions, bed #C at bottom.

Woodward and Lothrop Directions, Spring 1993, back
cover, bed.

Primary Examiner—Janice E. Seeger

Attorney, Agent, or Firm—Rhodes, Coats & Bennett, L.L.P.

[57] **CLAIM**

The ornamental design for a bedstead, as shown and
described.

DESCRIPTION

FIG. 1 is a left front perspective view of a bedstead showing
our new design;


FIG. 2 is a front elevational view thereof;

FIG. 3 is a side view, the opposite side being a mirror image
of the side shown; and,

FIG. 4 is a rear view of the footboard of the bedstead.

The bottom and rear views are not shown and form no part
of the claimed design.

1 Claim, 4 Drawing Sheets



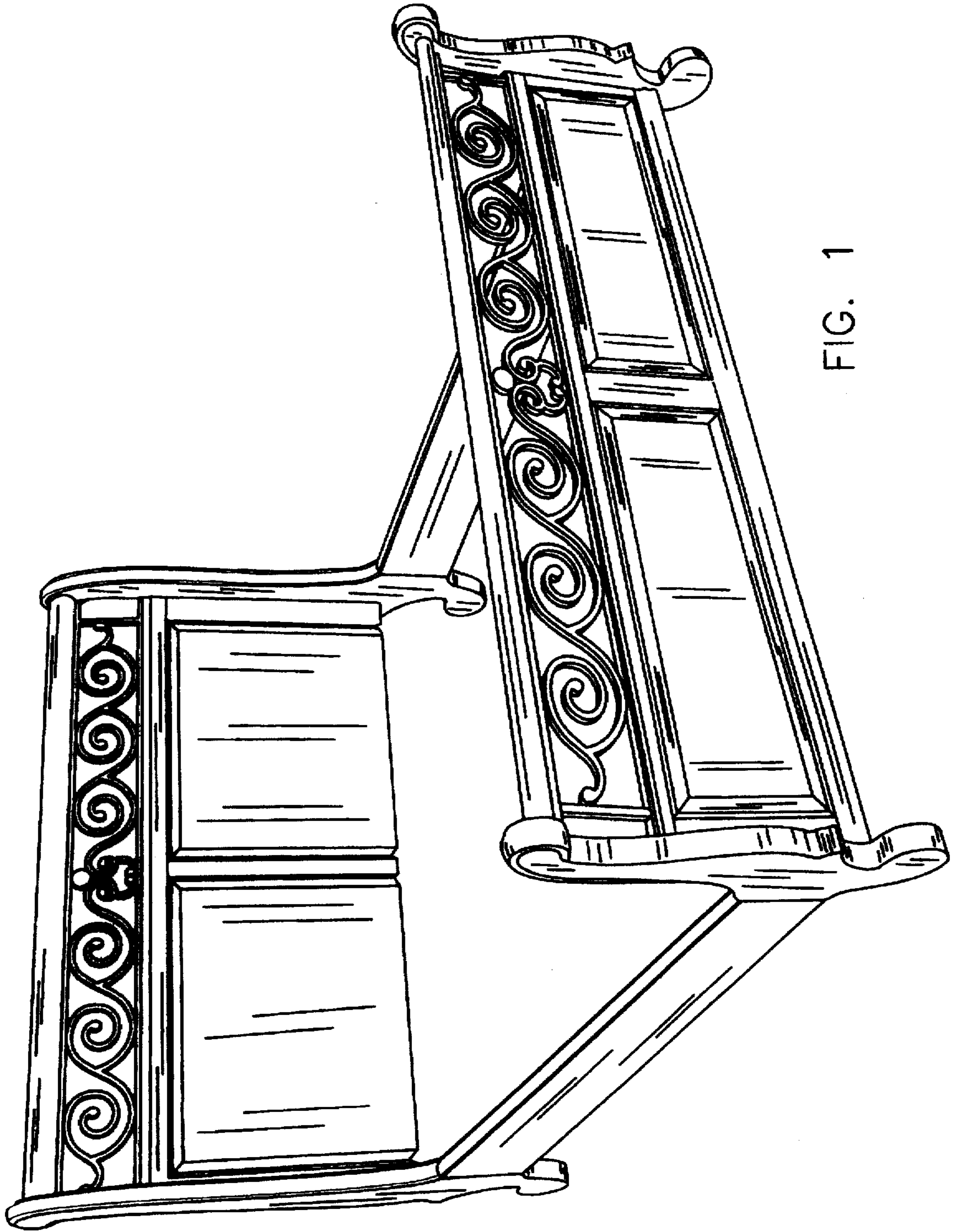


FIG. 1




FIG. 2

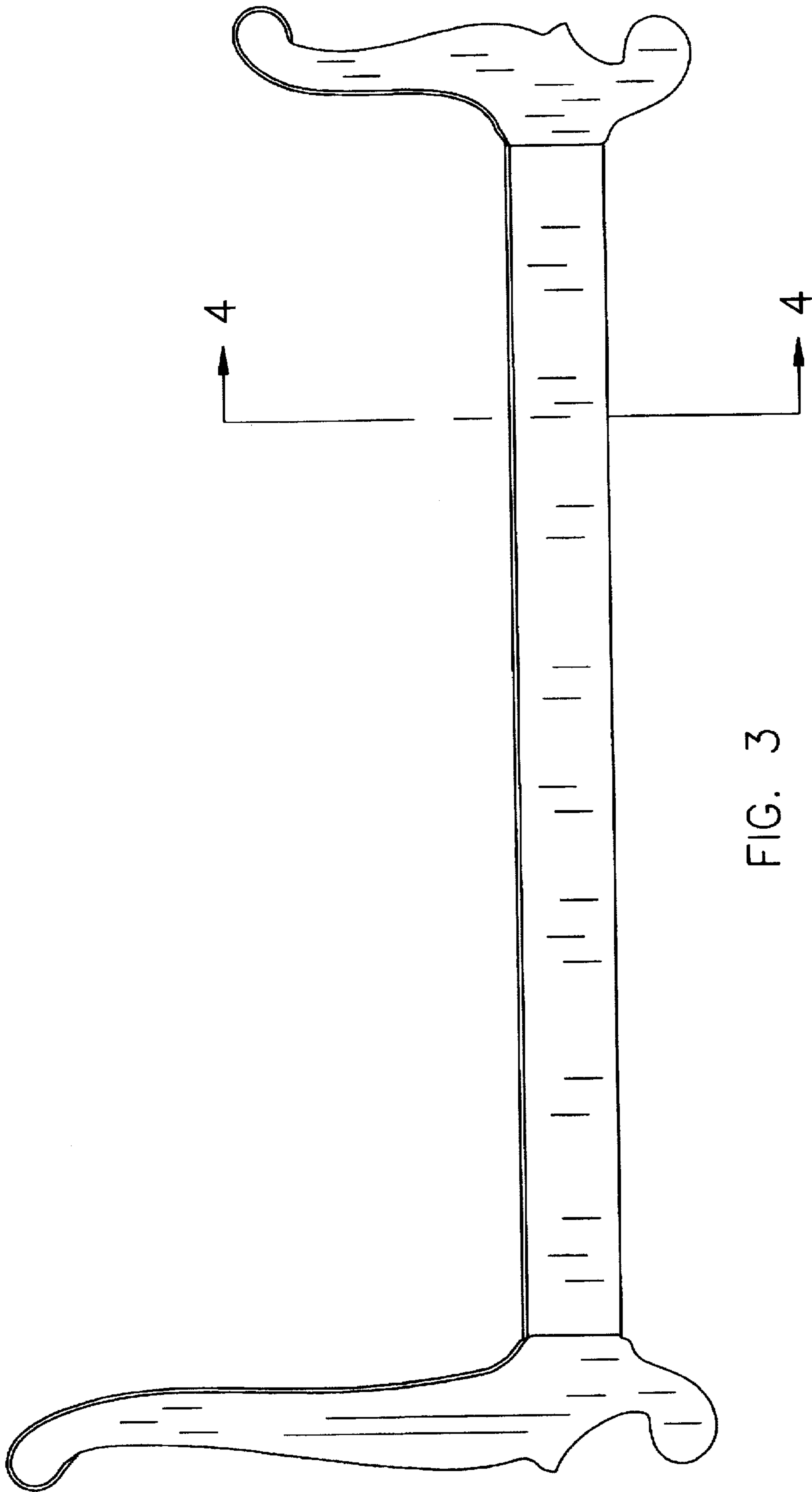


FIG. 3




FIG. 4