



US00D390345S

United States Patent [19]

Aird et al.

[11] Patent Number: **Des. 390,345**

[45] Date of Patent: ****Feb. 10, 1998**

[54] **SOLE FOR A BOOT**

[75] Inventors: **Frederic Aird**, Ville Mont-Royal; **Michel Laferriere**, St-Jean; **Neil Wensley**, Westmount; **Craig Ryan**, Montreal; **Hubert Gagnon**, St. Augustine, all of Canada; **Edward Norton**, Boxford; **Zenon Smotrycz**, Reading, both of Mass.

[73] Assignee: **Sport Maska, Inc.**, Quebec, Canada

[**] Term: **14 Years**

[21] Appl. No.: **62,738**

[22] Filed: **Nov. 22, 1996**

[51] LOC (6) Cl. **02-04**

[52] U.S. Cl. **D2/947**

[58] **Field of Search** D2/902, 906, 908, D2/910, 946, 951, 953, 954, 956, 957, 958, 959, 960, 962, 964; 36/25 R, 28, 29, 32 R, 43, 44, 59 C, 59 D, 84, 89, 101-107, 114, 132, 136

[56] **References Cited**

U.S. PATENT DOCUMENTS

D. 195,757 7/1963 Lewis D2/954

D. 310,598	9/1990	Cummings	D2/947
D. 356,206	3/1995	Martin	D2/908
D. 356,606	3/1995	Ueda	D2/953
D. 373,674	9/1996	Dolinsky	D2/947
5,280,680	1/1994	Burke et al.	36/25 R
5,448,839	9/1995	Blissett et al.	36/25 R

Primary Examiner—Ralf Seifert
Attorney, Agent, or Firm—Dick and Harris

[57] **CLAIM**

The ornamental design for a sole for a boot, as shown.

DESCRIPTION

FIG. 1 is a front elevational view of a sole for a boot showing my new design;

FIG. 2 is a rear elevational view thereof;

FIG. 3 is a top plan view thereof;

FIG. 4 is a bottom plan view thereof;

FIG. 5 is a right side view thereof; and,

FIG. 6 is a left side view thereof.

The broken line showing of a boot upper, in FIGS. 1-6, is for illustrative purposes only and forms no part of the claimed design.

1 Claim, 2 Drawing Sheets

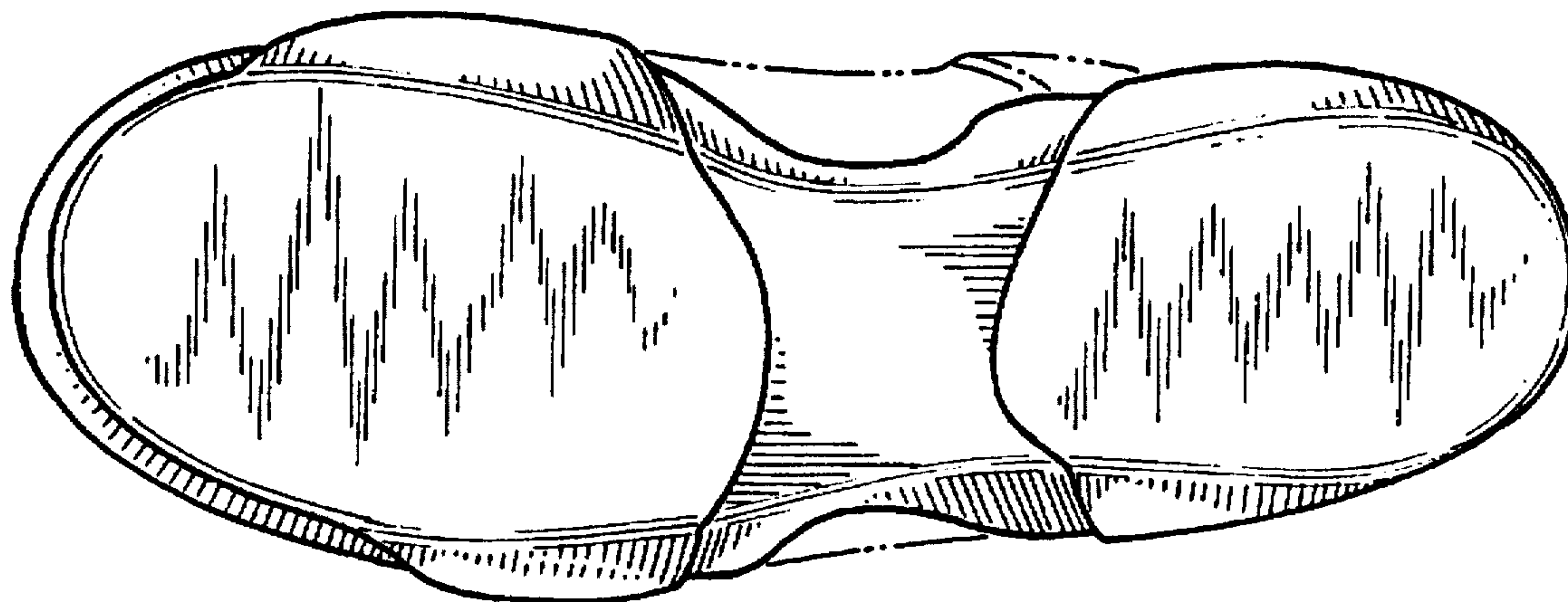


Fig 1

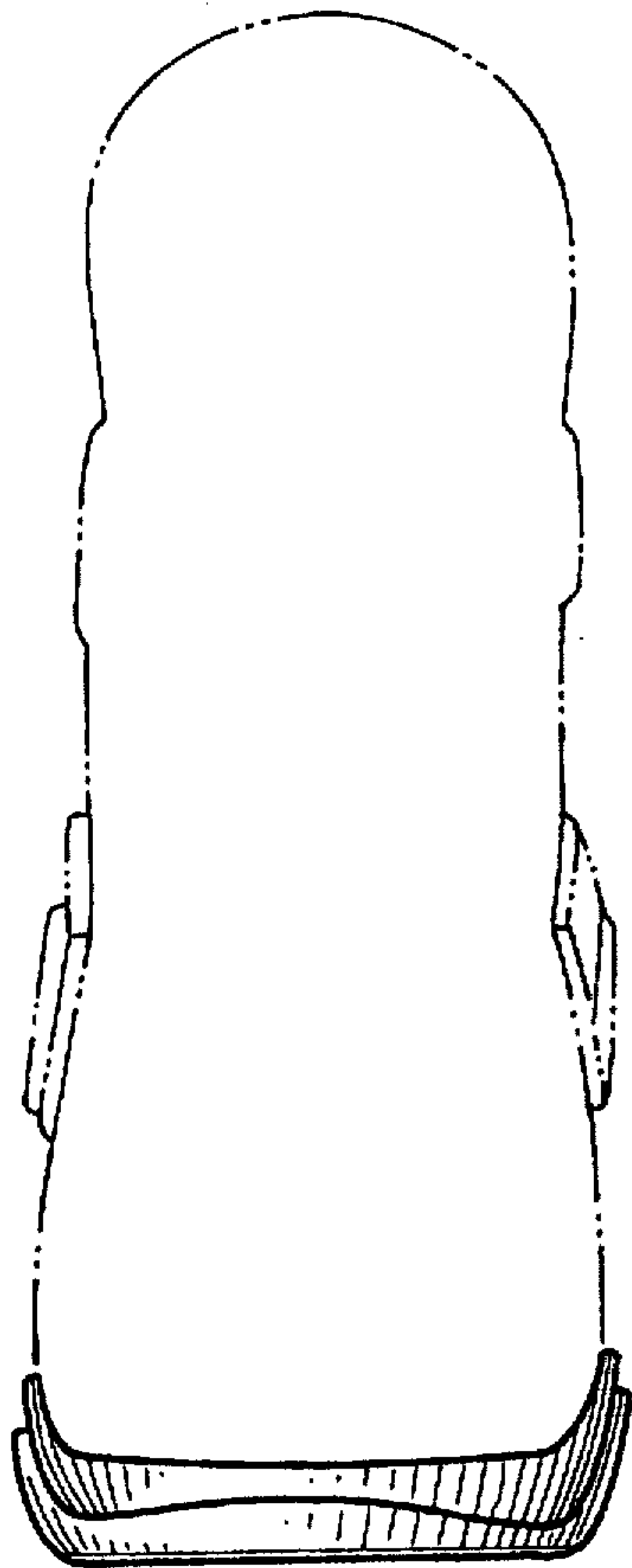


Fig 2

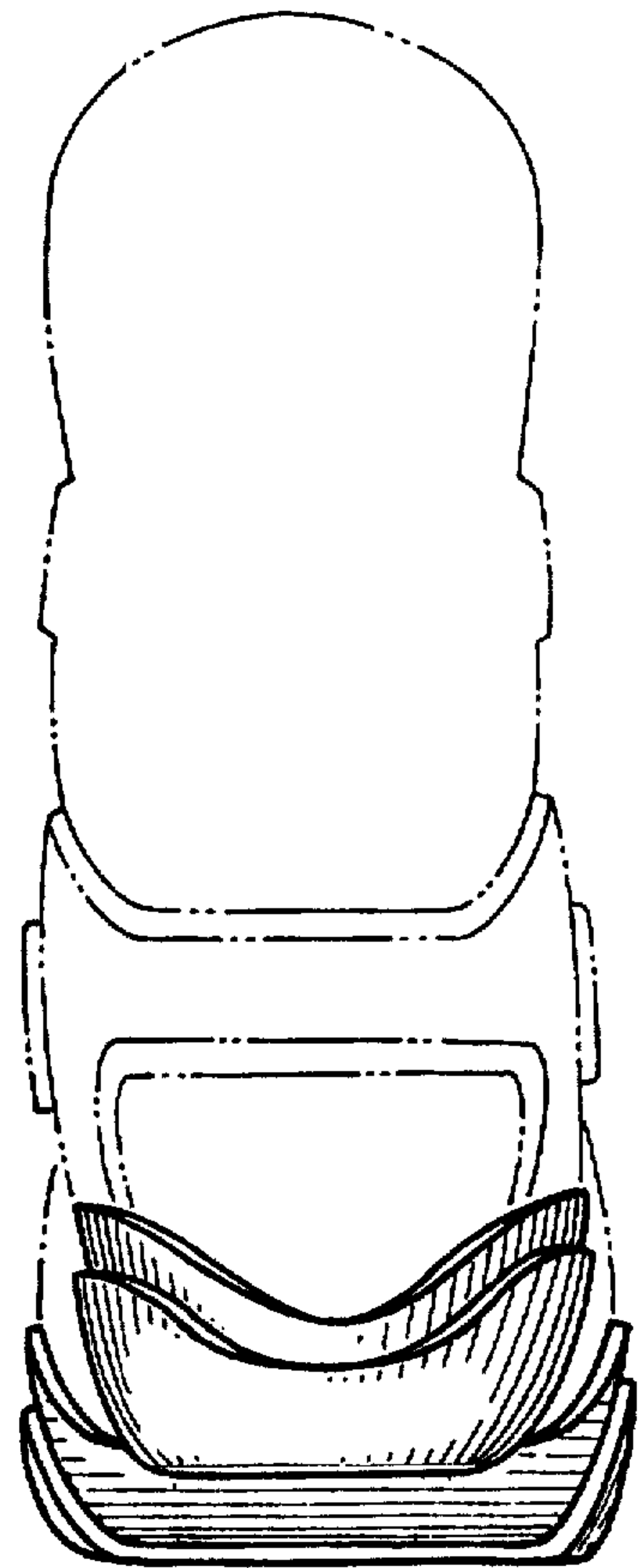


Fig 3

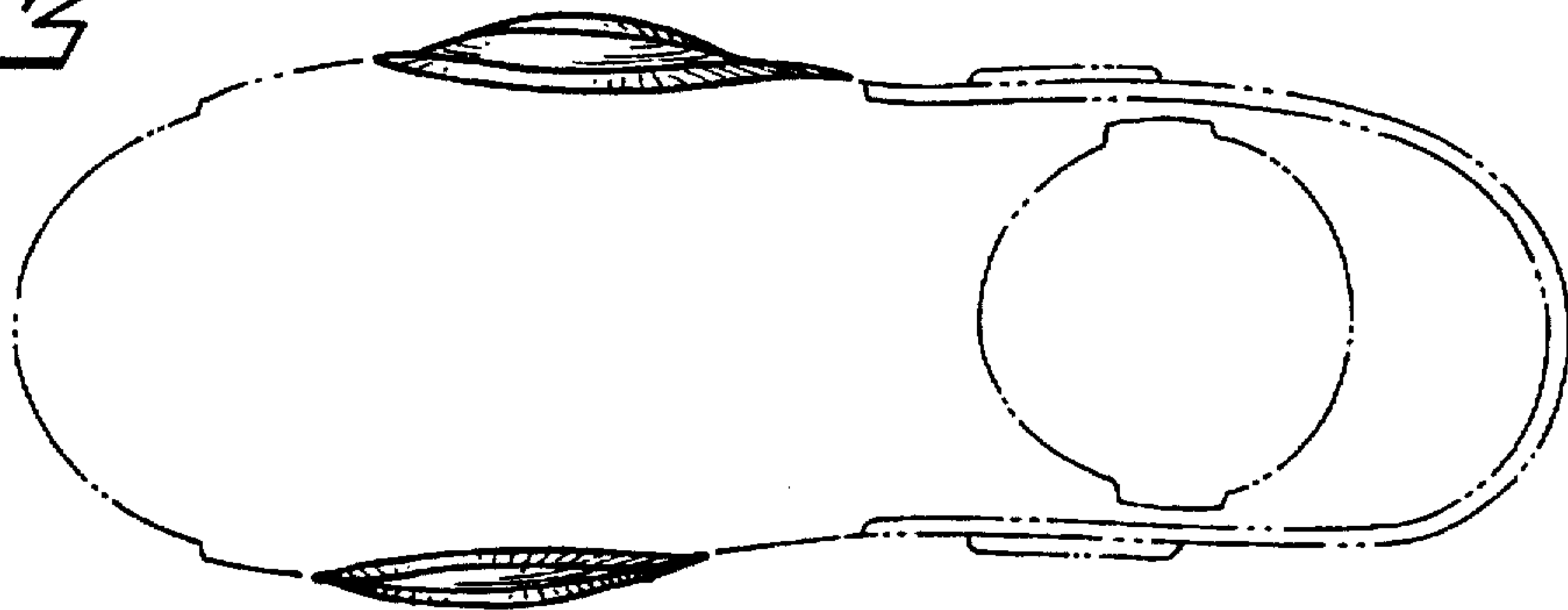


Fig 4

